

POWER TRANSMISSION

2015 PRODUCTS CATALOG

POWERING PROGRESS™



Table of Contents

DESCRIPTION	PAGE	DESCRIPTION	PAGE
Tension Testers		Synchronous Metal(Continued)	
Preventive Maintenance Tools	1	Draftguard® Anti-Rotation Device	210
Synchronous Belts		Heavy Duty V-Belt Metal	
Poly Chain® Carbon™ Volt™ Belts (8M, 14M)	2-3	Super HC® Sheaves - QD® (3V, 5V, 8V)	211-219
Poly Chain® GT® Carbon™ Belts (8M, 14M)	4-7	Multi-Duty® Sheaves - QD®	220-230
Poly Chain® GT® Carbon™ - Extended Length Belts	8	JVS Adjustable Speed Sheaves - Bored-to-Size	231
Curve Saw Poly Chain® GT®2 Belts	9	5VS and 8VS Adjustable Speed Sheaves - QD®	232
Poly Chain® GT® Carbon™ Belts - 8M Short Length	10	SVS Adjustable Speed Sheaves - Bored-To-Size	233-234
Poly Chain® GT® Carbon™ - 5M	11	Light Duty V-Belt Metal	
Poly Chain® HTD® Belts (14M)	12-13	Light Duty Sheaves - Bored-to-Size	235-238
PowerGrip® TruMotion® Belts	14	Light Duty Sheaves - Variable Pitch	239
PowerGrip® GT®3 Belts - 2M and 3M	15-18	Light Duty Sheaves - QT Bushed	240-242
PowerGrip® GT®3 Belts - 5M	19-20	Bushings	
PowerGrip® GT®3 Belts - 8M, 14M and ACHE	21-25	QD® Bushings - English Sizes	243-245
PowerGrip® HTD® Belts (3M, 5M, 8M, 14M, 20M)	26-36	QD® VS Bushings - English Sizes (5VS, 8VS)	246
PowerGrip® Timing Belts (MXL, XL, L, H, XH, XXH)	37-48	QD® Bushings - Metric Sizes	247
Cotton Cleaner Belts (Special Pitch/KEVLAR® Tensile Timing Belts)	49	Taper-Lock® Bushings - English Sizes	248-252
PowerGrip® GT®2 Twin Power® Belts - 3MR and 5MR	50-51	Stainless Steel Taper-Lock® Bushings - English Sizes	253
PowerGrip® GT®2 Twin Power® Belts - 8M and 14M	52-55	Taper-Lock® Bushings - Metric Sizes	254
PowerGrip® HTD® Twin Power® Belts (3M, 5M)	56-57	Stainless Steel Taper-Lock® Bushings - Metric Sizes	255
PowerGrip® Twin Power® Timing Belts (TPXL, TPL, TPH)	58-64	Taper-Lock® Bushings - Reborable	256
Long-Length Poly Chain® GT® Carbon™ Belting	65	QT-Type Bushings	257
Long-Length PowerGrip® GT®2 Belting	66	Idlers	
Long-Length PowerGrip® HTD® Belting	67	Flat Idler Pulley	258
Long-Length PowerGrip® Timing Belting	68	Poly Chain® GT® Carbon™ Idler Sprocket	259
Synchro-Power® Polyurethane Belting	69	Nickel Plated Poly Chain® GT® Carbon™ Idler Sprocket	259
Synchro-Power® Polyurethane Belts (T5, T10, AT5, AT10)	70-89	PowerGrip® GT®2 Idler Sprocket	259
Synchro-Power Polyurethane Belts Made-to-Order	90-91	Idler Brackets	260
Synchro-Power® Polyurethane Timing Belts (H, L)	92-93	Nickel Plated Idler Brackets	260
Synchro-Power Polyurethane Timing Belts Made-to-Order	94	Idler Bushings	261
Heavy Duty Belts		General	
Super HC® XP™ (Notched Premium) Belts	95	Footnotes	262
Super HC® XP™ (Notched Premium) PowerBand® Belts	96	Decimal and Millimeter Equivalents of Fractions	263
Super HC® Belts (3V, 5V, 8V)	97-98	Weights and Measures	264
Super HC® Molded Notch Belts (3VX, 5VX, 8VX)	99-101		
Super HC® PowerBand® Belts (3V, 5V, 8V)	102-104		
Super HC® Molded Notch PowerBand® Belts (3VX, 5VX)	105-106		
Predator® Single Belts (AP, BP, CP, 5VP, 8VP, SPBP, SPCP)	107-109		
Predator® PowerBand® Belts (CP, 3VP, 5VP, 8VP)	110-113		
Hi-Power® II Belts (A, B, C, D, E)	114-120		
Hi-Power® II PowerBand® V-Belts (A, B, C, D)	121-125		
Tri-Power® Belts (AX, BX, CX)	126-128		
Tri-Power® PowerBand® Belts (BX, CX)	129-130		
Metric-Power™ V-Belts	131-134		
Hi-Power® II Dubl-V Belts (AA, BB, CC, DD)	135-136		
Dubl-V Feather Picker Belts (AA, BB)	137		
PowerBack® Belts	138		
Power Curve® Belts	139		
Micro-V® Belts (J, L, M)	140-142		
G-Force® Belts	143		
G-Force® C12® Belts	144		
Multi-Speed Belts (Variable Speed)	145-148		
Nu-T-Link® Belting	149		
Easy-Splice V-Belting	150		
Power Round® Belts (9/16")	151		
Round Endless Belts (1/4", 5/16", 3/8", 7/16", 1/2", 9/16")	152-155		
Light Duty Belts			
Truflex® V-Belts (2L, 3L, 4L, 5L)	156-159		
PowerRated® V-Belts (67, 68, 69)	160-162		
BladeRunner® Belts	163-165		
Polyflex® Belts (3M, 5M, 7M, 11M)	166-167		
Polyflex® JB® Belts (3M, 5M, 7M, 11M)	168-172		
Synchronous Metal			
Poly Chain® GT®2 Sprockets (8M, 14M and ACHE)	173-180		
Poly Chain® GT®2 Sprockets - Stainless Steel	181-182		
Poly Chain® GT®2 Sprockets - Re-Bore (8MX, 14MX)	183		
PowerGrip® GT®2 and Poly Chain® GT®2 - 5M Sprockets	184-185		
PowerGrip® GT®2 Sprockets - 5MGT	186-187		
PowerGrip® GT®2 Sprockets - 8M, 14M and ACHE	188-193		
PowerGrip® GT®2 Sprockets - 2MR and 3MR	194-197		
PowerGrip® HTD® Sprockets (3M, 5M, 20M)	198-202		
PowerGrip® Timing Pulleys (MXL, XL, L, H)	203-208		
Clamping Plates for Long-Length Belting	209		

Index

DESCRIPTION	PAGE	DESCRIPTION	PAGE
Belts		Metal Products	
BladeRunner® Belts	163-165	5VS and 8VS Adjustable Speed Sheaves - QD®	232
Cotton Cleaner Belts (Special Pitch/KEVLAR® Tensile Timing Belts)	49	Clamping Plates for Long-Length Belting	209
Curve Saw Poly Chain® GT®2 Belts	9	Draftguard® Anti-Rotation Device	210
Dubl-V Feather Picker Belts (AA, BB)	137	Flat Idler Pulley	258
Easy-Splice V-Belting	150	Idler Brackets	260
G-Force® Belts	143	Idler Bushings	261
G-Force® C12® Belts	144	JVS Adjustable Speed Sheaves - Bored-to-Size	231
Hi-Power® II Belts (A, B, C, D, E)	114-120	Light Duty Sheaves - Bored-to-Size	235-238
Hi-Power® II Dubl-V Belts (AA, BB, CC, DD)	135-136	Light Duty Sheaves - QT Bushed	240-242
Hi-Power® II PowerBand® V-Belts (A, B, C, D)	121-125	Light Duty Sheaves - Variable Pitch	239
Long-Length Poly Chain® GT® Carbon™ Belting	65	Multi-Duty® Sheaves - QD®	220-230
Long-Length PowerGrip® GT®2 Belting	66	Nickel Plated Idler Brackets	260
Long-Length PowerGrip® HTD® Belting	67	Nickel Plated Poly Chain® GT® Carbon™ Idler Sprocket	259
Long-Length PowerGrip® Timing Belting	68	Poly Chain® GT® Carbon™ Idler Sprocket	259
Metric-Power™ V-Belts	131-134	Poly Chain® GT®2 Sprockets - Re-Bore (8MX, 14MX)	183
Micro-V® Belts (J, L, M)	140-142	Poly Chain® GT®2 Sprockets - Stainless Steel	181-182
Multi-Speed Belts (Variable Speed)	145-148	Poly Chain® GT®2 Sprockets (8M, 14M and ACHE)	173-180
Nu-T-Link® Belting	149	PowerGrip® GT®2 and Poly Chain® GT®2 - 5M Sprockets	184-185
Poly Chain® Carbon™ Volt™ Belts (8M, 14M)	2-3	PowerGrip® GT®2 Idler Sprocket	259
Poly Chain® GT® Carbon™ - 5M	11	PowerGrip® GT®2 Sprockets - 2MR and 3MR	194-197
Poly Chain® GT® Carbon™ - Extended Length Belts	8	PowerGrip® GT®2 Sprockets - 5MGT	186-187
Poly Chain® GT® Carbon™ Belts - 8M Short Length	10	PowerGrip® GT®2 Sprockets - 8M, 14M and ACHE	188-193
Poly Chain® GT® Carbon™ Belts (8M, 14M)	4-7	PowerGrip® HTD® Sprockets (3M, 5M, 20M)	198-202
Poly Chain® HTD® Belts (14M)	12-13	PowerGrip® Timing Pulleys (MXL, XL, L, H)	203-208
Polyflex® Belts (3M, 5M, 7M, 11M)	166-167	QD® Bushings - English Sizes	243-245
Polyflex® JB® Belts (3M, 5M, 7M, 11M)	168-172	QD® Bushings - Metric Sizes	247
Power Curve® Belts	139	QD® VS Bushings - English Sizes (5VS, 8VS)	246
Power Round® Belts (9/16")	151	QT-Type Bushings	257
PowerRated® V-Belts (67, 68, 69)	160-162	Stainless Steel Taper-Lock® Bushings - English Sizes	253
PowerBack® Belts	138	Stainless Steel Taper-Lock® Bushings - Metric Sizes	255
PowerGrip® GT®2 Twin Power® Belts - 3MR and 5MR	50-51	Super HC® Sheaves - QD® (3V, 5V, 8V)	211-219
PowerGrip® GT®2 Twin Power® Belts - 8M and 14M	52-55	SVS Adjustable Speed Sheaves - Bored-To-Size	233-234
PowerGrip® GT®3 Belts - 2M and 3M	15-18	Taper-Lock® Bushings - English Sizes	248-252
PowerGrip® GT®3 Belts - 5M	19-20	Taper-Lock® Bushings - Metric Sizes	254
PowerGrip® GT®3 Belts - 8M, 14M and ACHE	21-25	Taper-Lock® Bushings - Reborable	256
PowerGrip® HTD® Belts (3M, 5M, 8M, 14M, 20M)	26-36		
PowerGrip® HTD® Twin Power® Belts (3M, 5M)	56-57		
PowerGrip® Timing Belts (MXL, XL, L, H, XH, XXH)	37-48		
PowerGrip® TruMotion® Belts	14		
PowerGrip® Twin Power® Timing Belts (TPXL, TPL, TPH)	58-64		
Predator® PowerBand® Belts (CP, 3VP, 5VP, 8VP)	110-113		
Predator® Single Belts (AP, BP, CP, 5VP, 8VP, SPBP, SPCP)	107-109		
Round Endless Belts (1/4", 5/16", 3/8", 7/16", 1/2", 9/16")	152-155		
Super HC® Belts (3V, 5V, 8V)	97-98		
Super HC® Molded Notch Belts (3VX, 5VX, 8VX)	99-101		
Super HC® Molded Notch PowerBand® Belts (3VX, 5VX)	105-106		
Super HC® PowerBand® Belts (3V, 5V, 8V)	102-104		
Super HC® XP™ (Notched Premium) Belts	95		
Super HC® XP™ (Notched Premium) PowerBand® Belts	96		
Synchro-Power Polyurethane Belts Made-to-Order	90-91		
Synchro-Power Polyurethane Timing Belts Made-to-Order	94		
Synchro-Power® Polyurethane Belting	69		
Synchro-Power® Polyurethane Belts (T5, T10, AT5, AT10)	70-89		
Synchro-Power® Polyurethane Timing Belts (H, L)	92-93		
Tri-Power® Belts (AX, BX, CX)	126-128		
Tri-Power® PowerBand® Belts (BX, CX)	129-130		
Truflex® V-Belts (2L, 3L, 4L, 5L)	156-159		

General Information and Glossary

Dimensions

Gates reserves the right to make changes in design or dimensions of standard products to improve their quality or to accommodate improved manufacturing techniques. All dimensions in this catalog are for reference only.

Weights

All weights are close approximations and may vary slightly from actual weights.

Glossary

Ordering Terminology

PBL — “Private Brand Label” of Gates standard line belts. Available upon customer request. PBL products are made-to-order and may require additional lead times and cost.

Standard/Non-Stock Belt Products — Products do not require minimum production quantities but may require production lead time and items are not returnable. Check with customer service for details.

Standard/Non-Stock Metal Products — Products do not require minimum production quantities but may require production lead time and items are not returnable. Check with customer service for details.

Stock Belt Products — Products in this catalog are stock unless otherwise noted.

Belt Products Terminology

Aramid Tensile Members — Available in several stock lines and on an MTO basis. Also referred to as Kevlar® or Flexten®.

Arched Top — Construction feature that provides superior strength to prevent distortion of the tensile section.

Banded — Belts with a fabric cover over the belt body. Also referred to as wrapped or covered belts.

Bandless — Belts with no fabric cover. Also referred to as cut edge, raw edge or machined edge.

Bareback — Belts manufactured without rubber material being applied to the outside surface of the banded belt. Also known as low friction, dry cover or clutching cover.

Belt Body — The main part of any belt that generally surrounds, supports and protects the load-carrying tensile cords.

Belting — see **Long Length**.

Carbon Tensile Member (U.S. Patent 5,807,194 & 5,112,282) — Currently available in Poly Chain® GT® Carbon™ belts. Gates provides the only belt on the market utilizing carbon fiber tensile in a dynamic application.

Compound — Mixtures of rubber, plastics and other materials that are used to form the body of the belt.

Concave Sides (U.S. Patent 1813698) — Construction that allows the belt to make uniform contact with sheave groove, thus distributing wear uniformly.

Datum Diameter — A system that defines specific sheave and belt dimensions, previously known as the pitch system (diameter or length) for classical belts and sheaves.

Effective Length (E.L.) — A standard length measurement that accounts for varying construction and manufacturing methods in the industry. The length is determined by adding the effective circumference to twice the measured center distance using sheaves and an applied tension specified by the RMA.

Eliminator® Belt — Gates trade name for a high-performance, polyurethane, synchronous belt designed to replace RPP® belts.

Endless — also known as **truly endless**, a belt manufactured in a continuous circle, never utilizing a splice or joint.

EPDM — ethylene propylene diene monomer. A unique rubber construction that provides improved performance and heat resistance.

Extended Length™ — a descriptor of Poly Chain® GT® Carbon™ belts that are longer than the standard catalog lengths. Extended Length is achieved through a special manufacturing process. Design support is available from Product Application for drives needing Gates Extended Length solutions.

Transportation Policy

All prices are F.O.B. point of shipment. The “F.O.B. point of shipment” term means that the title to the goods, as well as the full responsibility of all aspects of the shipment, passes to the consignee (customer) at time of shipment, and any tracking or claims against the carrier for loss or damage become the responsibility of the consignee.

Aircraft Policy

WARNING! BE SAFE! Do not use Gates belts, pulleys or sprockets on aircraft propeller or rotor drive systems or in-flight accessory drives. Gates products are not designed or intended for aircraft use.

Flex Bonded Cord — Strong chemical bond between rubber body and tensile cord. Allows for absorption of bending stress and long service life. Avoids premature failure due to cord separation.

Flex-Weave® Cover (U.S. Patent 2519590) — Nylon and cotton blended fabric construction that increases flexibility and reduces cover stress providing longer cover life and longer protection of belt core.

Gates Curves — Belts with this feature compensate for effects that occur when a V-belt bends in a sheave. Curved belts feature concave sides, radius relief and arched tops.

Hi-Power® II Belt — Gates trade name for belts commonly referred to as classical, wedge or conventional.

Idler — 1) A non-powered pulley, sheave, sprocket or wheel around which a belt travels. 2) A non-powered roll or rolls supporting a belt.

Long Length — also known as belting, the same construction as a conventional belt but not in a continuous circle. Long Length belting is used in applications such as rack systems, linear actuators, automatic commercial door openers, garage door openers, etc.

Metric Power™ Belt — Gates trade name for molded notch, narrow and classical section V-belts in metric sizes.

Micro-V® Belt — Gates trade name for belts commonly referred to as V-ribbed, multi-rib and Poly-V.

Molded Notch Belts — Often referred to as cogged, notched or cut notch belts. Notches reduce bending stress.

Multi-Speed™ Belts — Gates trade name for products commonly referred to as variable speed, wide range variable speed, adjustable speed and variable pitch.



Oil and Heat Resistance (OHR) — Property of the belt that allows it to withstand the effects of oil, heat, sunlight, ozone, weather and aging.

Outside Circumference (O.C.) — The circumference (total length) measured around the outside of the belt, typically with a tape, while the belt is still on the drive. This measurement can be used to determine the closest belt length when a part number is not available.

Poly Chain® GT® Belt — Gates trade name for a premium, high torque, polyurethane, synchronous belt with aramid tensile cord.

Poly Chain® GT® Carbon™ Belt — Gates trade name for the ultimate, high-torque, polyurethane, synchronous belt utilizing carbon cord as the tensile member.

Polyflex® Belt — a Gates trademark for a polyurethane V-belt that is often used in high precision drives, such as machine tools and small appliances.

Polyflex® JB® Belt — a Gates trademark for two or more joined polyurethane V-belts.

PowerRated® Belt — Gates trade name for a line of premium fractional horsepower belts.

PowerBack® Belt — Gates trade name for a specialty construction V-belt with a flat back for driving roll-to-roll conveyor applications.

PowerBand® Belt — Gates trade name for two or more belts joined together at the top of the belt. It is also referred to as a joined or banded belt.

Power Curve® Belt — Gates trade name for a special flexible construction V-belt for curved conveyor applications.

PowerGrip® Belt — Gates trade name for several synchronous product lines including timing, HTD®, GT®2, GT®3, and Twin Power®.

PowerGrip® HTD®/GT®2/GT®3 Belts — Gates trade name for a high-torque drive system with a curvilinear tooth profile. These belts are often referred to as Gilmer, timing, positive or synchronous belts. They are sometimes referred to, in error, as cogged or notched belts.

Predator® Belts — Gates trade name for the highest performing V-belts. Predator belt construction is available in narrow and classical profiles and single and PowerBand® configurations.

Radius Relief — Construction that minimizes corner wear and works with concave sides to assure proper support of the belt.

Super HC®/Super HC® Molded Notch Belt — Gates trade name for a drive system commonly known as narrow or deep wedge.

Superior Length Stability — Assures V-belts require less re-tensioning and take-up during their service.

Synchro-Power® — Gates trade name for endless polyurethane construction belts, also known as Gates Mectrol® belts. Also available as long length belting in specialized constructions such as food grade, heavy backing, textured backing, and utilizing various tensile cord materials.

Synchronous — Generic term used for power transmission drive systems utilizing toothed belts in mesh with grooved pulleys or sprockets. These systems are also referred to as Gilmer or timing.

Tensile Cord — V-belts typically use special polyester cords, with aramid used in some specialty belts, such as Predator® and PowerRated® belts. Synchronous belts generally have fiberglass cords, except for the carbon fiber used in Poly Chain® GT® Carbon™ belts. Steel is rarely used, except in some special or Made-to-Order synchronous belts.

Tooth Facing — Specially woven and treated nylon fabric that reduces friction of the belt in the sprocket and resists abrasion and other tooth damage.

Tri-Power® Belts — Gates trade name for molded notch classical section or conventional belts.

Truflex® Belts — Gates trade name for Fractional Horsepower (FHP) light duty belts.

PowerGrip® TruMotion® Belts — Gates trade name for white rubber belts for use on light power and precision applications with cleanliness requirements.

Truncated Rib — Construction profile that provides improved crack resistance, higher load-carrying capacity and improved flex fatigue resistance.

Twin Power® Belts — Gates trade name for PowerGrip® rubber synchronous belts ideal for serpentine applications. Twin Power belts are specially made to handle the same load capacity on either side of the belt.

V80® — Gates trade name for V-belt matching system that meets ARPM tolerances. Any V80® belt will match and perform with any other V80® belt of the same size and type.

Wrapped — see **Banded**.

Power Transmission Metal Terminology

Bushings — A hub system that allows adaptation of sheaves, pulleys and sprockets to varying shaft sizes. Common bushing systems offered by Gates are QD® and Taper-Lock®.

Idler — an adjustable free-wheeling pulley used to apply pre-tension to belts and take up slack.

Pulley — A common term that usually refers to sheaves, sprockets or pulleys. The term correctly used applies to metal used for PowerGrip® timing belts.

Sheaves — Metal products with “V” shaped grooves specially designed for various types of V-belts.

Sprockets — Metal products for high-torque synchronous power transmission systems, such as PowerGrip® GT®3 and Poly Chain® GT® Carbon™. Sprockets are specifically designed to transmit power with only the corresponding belt product line.

The following Super HC®, Hi-Power® II and Tri-Power® belts are V80® belts:

Molded Notch Construction Single V-Belts

3VX250-3VX1400	XPA630-XPA3000
5VX350-5VX2000	XPB1250-XPB3000
8VX1000-8VX2000	XPC1800-XPC3000
AX21-AX173	10X530LI-10X1750LI
BX24-BX300	13X715LI-13X4000LI
CX51-CX360	17X875LI-17X8636LI
XPZ604-XPZ3000	

Banded Construction Single V-Belts

3V250-3V1400	D98-D660
5V500-5V3550	E144-E660
8V1000-8V6000	SPZ3150-SPZ3550
A24-A200	SPA3070-SPA4500
B28-B472	SPB3150-SPB8000
C44-C450	SPC3150-SPC10600

Molded Notch Construction PowerBand® V-Belts

3VX250-3VX1400	BX42-BX158
5VX500-5VX2000	CX75-CX173

Banded Construction PowerBand® V-Belts

3V800-3V1400	A62-A180
5V670-5V3550	B62-B315
8V1000-8V6000	C60-C420
	D144-D660

Services and Resources

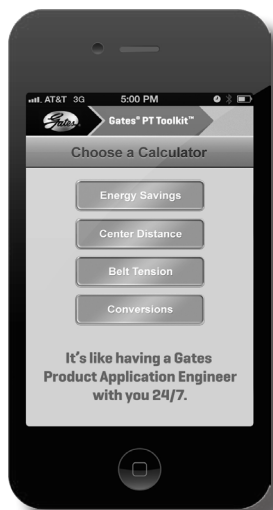
Gates is committed to providing you the best power transmission products and tools to quickly find the part you need, design better drives, keep your systems up and running, and so much more.

Case Study Library – over 200 actual case studies document cost savings from upgraded belt drive solutions – increased uptime, reduced maintenance, and energy savings gained.

- www.gates.com/ptcasestudies

PT Toolkit App - The PT Toolkit app bundles together some of the most commonly-referenced power transmission calculations for quick and easy access. All four calculators are accessible 24/7 in the office, during remote field visits, and anywhere in-between. In offline mode, calculator results can be generated and saved. When wireless service is restored, email calculations directly to customers, colleagues, or yourself.

- www.gates.com/pttoolkit



Preventive Maintenance Training – Proper installation and preventive maintenance procedures contribute to bottom line savings by reducing downtime and increasing production. Gates offers onsite Preventive Maintenance training for you and your staff. To schedule training or to learn more, contact your authorized Gates distributor and request onsite Preventive Maintenance Training from Gates.

You can also do the training yourself by ordering Gates Preventive Maintenance (PM) Training Kit. The complete kit provides tools and recommendations to keep your belt drives running efficiently.

- Included in the training kit:
- PM DVD
- Single Barrel Tension Testers
- Sheave Gauges
- Gates Preventive Maintenance Manuals
- Gates Pocket Catalogs
- Gates Power Transmission Catalog
- Belt Failure Wall Chart
- Belt Identification Poster
- Certification Quiz
- To order training for 10 people, please contact your Gates authorized distributor and ask for product number 9975-0002 or visit www.gates.com/pmkit to order direct from Gates.

Services and Resources

Onsite Plant and Energy Saving Surveys – Where could cost savings be easily achieved at your facility? Work with Gates to find out specific options for improving productivity, reducing downtime and reducing your energy bill. To schedule an onsite survey or to learn more, contact your authorized Gates distributor and request onsite Plant and Energy Savings Surveys from Gates.



Design Flex® Pro™ and Design Flex® Mobile™ – If you currently design 2-point drives using manuals, then you know how long it can take and that you only get one solution. Use Gates Design Flex® Pro™ program and design a drive in minutes. Get every possible drive solution that fits your design parameters and print, email or create a PDF of the design specifications. Design Flex Pro is downloaded to your computer while Design Flex Mobile is a web app tool for devices with an internet connection.

- www.gates.com/drivedesign

Design IQ™ – This program provides a blank slate for designing multi-point and complex serpentine belt drives. Utilizing a specific Gates product that you have identified, as well as your drive specifications, the software will calculate belt tension, shaft load, belt length and more.

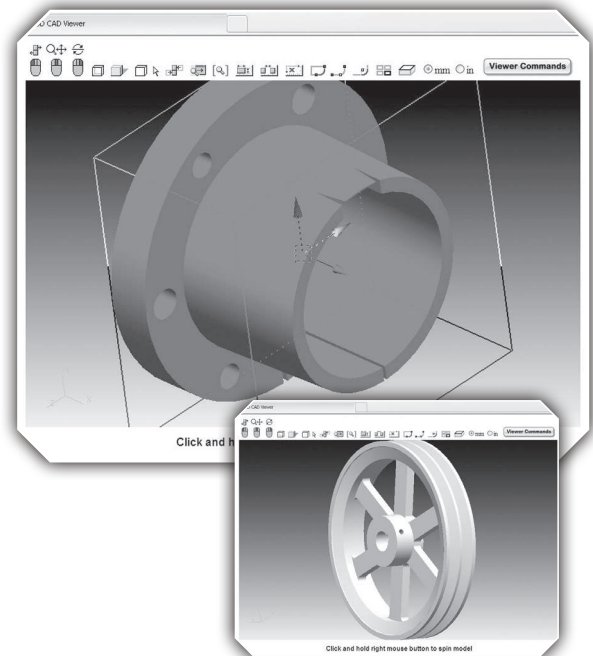
- www.gates.com/drivedesign

eLearning – Email Training@gates.com for more information about the online Power Transmission training and employee development courses available through Gates Performance Learning Center. Expand your knowledge base and that of your employees via this interactive web-based tool. With progress tracking and quizzes built in, employee training has never been easier.

- www.gates.com/ptlearning

Online Catalog and CAD models – PartView™ is Gates web-based interactive product catalog for industrial belts and pulleys. Pick the right parts via a high-speed, easy-to-use search engine and obtain solid models, specification sheets and additional product information.

- www.gates.com/partview



Made-to-Order Metals



When standard products won't work, call the Gates Made-To-Order Metals Team. Our dedicated made-to-order metal staff specializes in providing prototype and production pulleys, sheaves and sprockets to meet your design expectations. No order is too large or too small.

- **Pulleys, Sheaves and Sprockets** – All Gates Synchronous Profiles and Pitches, Micro-V® and V-belt, Plain or Profiled Idlers
- **Bores** – Plain, Straight, Tapered, Splined or any special bore. Manufactured to accept Taper-Lock®, Ringfeder®, QD, Torque Tamer, Trantorque® or other special bushings
- **Styles** – Bar Stock, Idlers, Ringfeder Connections, Torque Tamers, Custom Configurations, Special Hubs and more
- **Material** – Aluminum, Steel, Ductile, Cast iron, Phenolic, Stainless Steel or Plastics
- **Finishes** – Hard Coat, Food Grade, Zinc, Black Anodize, Nickel Plating, Painted, Custom Plating or any Special Coatings
- **Other Services** – Sub-Assemblies, Press Bearings, Sprocket/Bushing Balance and Index Marking
- **Processes** – Hob Cutting, Shaper Cutting, Die Casting and Molding

For more information
call 800-709-6001
or email us at
makemymetal@gates.com

www.gates.com/mtometals



Preventive Maintenance Tools

Proper tension, installation and maintenance can extend belt life and reduce costly downtime. Some of Gates most popular preventive maintenance tools include:

A. Sonic Tension Meter - Model 508C

Product No. 7420-0508

For extremely accurate belt tension measuring, the Gates Sonic Tension Meter is an electronic device that measures the natural frequency of a free stationary belt span and instantly computes the static belt tension based upon the belt span length, belt width, and belt type. The Sonic Tension Meter can be used with synchronous and V-belts. Other features include:

- Output readings can be switched between pounds, kilograms, newtons and hertz.
- Auto gain control automatically adjusts meter sensitivity.
- Auto frequency range filters for background noise.
- Frequency range from 10 - 5,000 Hz.

B. Krikit Gauges

Product No. 7401-0071

For tensioning automotive V-belts up to and including 7/8" top width

Product No. 7401-0072

For tensioning automotive V-ribbed belts up to 8 ribs in width.

C. Pencil Type Tension Tester

Product No. 7401-0076

Maximum deflection force: 30 lbs. For use with all small V-belts and synchronous belts.

D. Double Barrel Tension Tester

Product No. 7401-0075

Maximum deflection force: 66 lbs. For use with all multiple V-belts and large synchronous belts.

E. Five Barrel Tension Tester

Product No. 7401-0079


Maximum deflection force: 165 lbs. For use with multiple V-belts and large synchronous belts.

Sonic Tension Meter and Accessories

Product No.	Description
7420-0205	Flat Flexible Sensor
7420-0206	Cord Sensor
7420-0212	Inductive Sensor (Magnets Included)
7420-0508	Sonic Tension Meter Model 508C
7420-1212	Replacement Magnets for Inductive Sensor

Preventive Maintenance Tools

Product No.	Description
9975-0002	PM Kit
7420-2000	Belt Installation & Maintenance Tool Box



F. EZ Align® Precision Laser Alignment Devices

Product No. 7420-1000 - Red Laser

Product No. 7420-3000 - Green Laser

Identifies common types of pulley misalignment.

G. Truflex® and PoweRated® Belt Length Finder

Product No. 7401-0012

Measures FHP belts up to 107" to determine equivalent Truflex or PoweRated belt numbers.

H. Sheave Gauges

Product No. 7401-0014 - English

Product No. 7401-0013 - Metric

Helps to identify worn sheaves and damaged belts.

Tensioning and Alignment Devices

Product No.	Description
7401-0076	30 Lb. Pencil Type
7401-0075	66 Lb. Double Barrel
7401-0079	165 Lb. Five Barrel
7401-0014	Sheave Gauge - English
7401-0013	Sheave Gauge - Metric
7401-0012	Truflex & PoweRated Belt Length Finder
7401-0071	Krikit Belt Tension Tester - .30 Lbs.
7401-0072	Krikit II Belt Tension Tester - .32 Lbs.
7420-1000	EZ Align Laser Alignment Device-Red
7420-3000	EZ Align Laser Alignment Device-Green

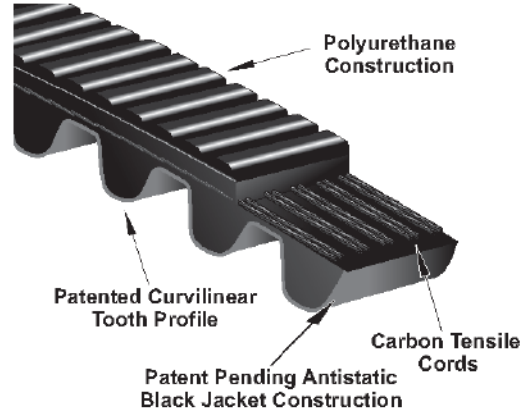
Belt Displays

7653-0021	HVAC-R Belt Display w/out Belts
7653-0003	HVAC-R Belt Display with Belts

Poly Chain® Carbon™ Volt™ Belts

The power you want, the safety you never had.

Antistatic power transmission belts are a must in volatile environments. Power transmission belts that meet the ISO 9563 standard for static conductivity are only required to meet that level when new. As soon as the belts are in use, their antistatic properties decrease - dramatically. Now you have a safe - and stronger - option. Gates Poly Chain Carbon Volt belts delivers the power and performance you expect only from a Gates Poly Chain system, as well as an industry-leading reliable dissipation of electrostatic charges.



Markets/Applications

Any application requiring antistatic drive systems that meet ISO 9563 standards, including those found in oil, gas and chemical refining, grain processing, or electronically sensitive environments.

Features/Advantages

- Meets ISO 9563 standard for static conductivity when new and maintains it longer than any antistatic belt currently on the market.
- All the same maintenance-free and performance advantages offered by Poly Chain GT Carbon belts.
 - Significantly reduces maintenance costs
 - Equivalent capacity to roller chain drives in the same width
 - Fast drive conversion payback

Availability

- Sizes listed below are either standard stock or made to order, no minimum required.
- Standard Poly Chain GT Carbon lengths and widths can be manufactured in Volt construction as a made-to-order with drum lot minimum required. Contact Customer Service for minimums and lead time.

Recommended Sprockets

Use Taper-Lock® type Poly Chain GT2 Sprockets when designing a new Poly Chain Carbon Volt belt drive system.

Notes

Poly Chain Carbon Volt belt part numbers follow a similar notation to Poly Chain GT Carbon belts: part number 14GTV-4410-20 denotes a 14mm pitch, Poly Chain Carbon Volt antistatic construction, 4410mm pitch length and 20mm width.

Poly Chain Carbon Volt belts are antistatic in accordance with ISO 9563. When belt drive systems are located in potentially hazardous environments, safe and reliable dissipation of electrostatic charges is critical - a secondary means of dissipation such as static grounding brushes is recommended.

Product No. Series 9239

8mm Pitch — 21mm Wide

Part No.	Product No.	Number of Teeth	Pitch Length (in)	Weight (Lbs.)	Part No.	Product No.	Number of Teeth	Pitch Length (in)	Weight (Lbs.)
8GTV-1600-21	9239-1200	200	62.99	1.00	8GTV-2800-21	9239-1350	350	110.24	1.75
8GTV-1760-21	9239-1220	220	69.29	1.15	8GTV-2840-21	9239-1355	355	111.81	1.80
8GTV-1792-21	9239-1224	224	70.55	1.15	8GTV-3048-21	9239-1381	381	120.00	1.90
8GTV-2000-21	9239-1250	250	78.74	1.25	8GTV-3200-21	9239-1400	400	125.98	2.05
8GTV-2200-21	9239-1275	275	86.61	1.38	8GTV-3280-21	9239-1410	410	129.13	2.10
8GTV-2240-21	9239-1280	280	88.19	1.40	8GTV-3600-21	9239-1450	450	141.73	2.25
8GTV-2400-21	9239-1300	300	94.49	1.50	8GTV-4000-21	9239-1500	500	157.48	2.55
8GTV-2520-21	9239-1315	315	99.21	1.60	8GTV-4480-21	9239-1560	560	176.38	2.80
8GTV-2600-21	9239-1325	325	102.36	1.65					

8mm Pitch — 36mm Wide

Part No.	Product No.	Number of Teeth	Pitch Length (in)	Weight (Lbs.)	Part No.	Product No.	Number of Teeth	Pitch Length (in)	Weight (Lbs.)
8GTV-1600-36	9239-2200	200	62.99	1.45	8GTV-2240-36	9239-2280	280	88.19	1.90
8GTV-1760-36	9239-2220	220	69.29	1.60	8GTV-2400-36	9239-2300	300	94.49	2.00
8GTV-1792-36	9239-2224	224	70.55	1.65	8GTV-2520-36	9239-2315	315	99.21	2.15
8GTV-2000-36	9239-2250	250	78.74	1.70	8GTV-2600-36	9239-2325	325	102.36	2.30
8GTV-2200-36	9239-2275	275	86.61	1.88	8GTV-2800-36	9239-2350	350	110.24	2.40

POLY CHAIN BELTS

Poly Chain[®] Carbon[™] Volt[™] Belts

Product No. Series 9239 (continued)

8mm Pitch — 36mm Wide (continued)

Part No.	Product No.	Number of Teeth	Pitch Length (in)	Weight (Lbs.)
8GTV-2840-36	9239-2355	355	111.81	2.50
8GTV-3048-36	9239-2381	381	120.00	2.62
8GTV-3200-36	9239-2400	400	125.98	2.70
8GTV-3280-36	9239-2410	410	129.13	2.72

Part No.	Product No.	Number of Teeth	Pitch Length (in)	Weight (Lbs.)
8GTV-3600-36	9239-2450	450	141.73	2.95
8GTV-4000-36	9239-2500	500	157.48	3.25
8GTV-4480-36	9239-2560	560	176.38	3.60

14mm Pitch — 20mm Wide

Part No.	Product No.	Number of Teeth	Pitch Length (in)	Weight (Lbs.)
14GTV-994-20	9239-4071	71	39.13	1.30
14GTV-2100-20	9239-4150	150	82.68	1.90
14GTV-2240-20	9239-4160	160	88.19	1.98
14GTV-2310-20	9239-4165	165	90.95	2.05
14GTV-2380-20	9239-4170	170	93.70	2.10
14GTV-2450-20	9239-4175	175	96.46	2.15
14GTV-2520-20	9239-4180	180	99.21	2.20
14GTV-2590-20	9239-4185	185	101.97	2.20
14GTV-2660-20	9239-4190	190	104.72	2.25

Part No.	Product No.	Number of Teeth	Pitch Length (in)	Weight (Lbs.)
14GTV-2800-20	9239-4200	200	110.24	2.30
14GTV-3136-20	9239-4224	224	123.46	2.50
14GTV-3304-20	9239-4236	236	130.08	2.55
14GTV-3360-20	9239-4240	240	132.28	2.60
14GTV-3500-20	9239-4250	250	137.80	2.70
14GTV-3850-20	9239-4275	275	151.58	2.85
14GTV-3920-20	9239-4280	280	154.33	2.95
14GTV-4326-20	9239-4309	309	170.32	3.15
14GTV-4410-20	9239-4315	315	173.62	3.20

14mm Pitch — 37mm Wide

Part No.	Product No.	Number of Teeth	Pitch Length (in)	Weight (Lbs.)
14GTV-994-37	9239-5071	71	39.13	1.60
14GTV-2100-37	9239-5150	150	82.68	2.70
14GTV-2240-37	9239-5160	160	88.19	2.85
14GTV-2310-37	9239-5165	165	90.95	2.90
14GTV-2380-37	9239-5170	170	93.70	3.00
14GTV-2450-37	9239-5175	175	96.46	3.10
14GTV-2520-37	9239-5180	180	99.21	3.20
14GTV-2590-37	9239-5185	185	101.97	3.25
14GTV-2660-37	9239-5190	190	104.72	3.35

Part No.	Product No.	Number of Teeth	Pitch Length (in)	Weight (Lbs.)
14GTV-2800-37	9239-5200	200	110.24	3.40
14GTV-3136-37	9239-5224	224	123.46	3.65
14GTV-3304-37	9239-5236	236	130.08	3.85
14GTV-3360-37	9239-5240	240	132.28	3.85
14GTV-3500-37	9239-5250	250	137.80	3.95
14GTV-3850-37	9239-5275	275	151.58	4.25
14GTV-3920-37	9239-5280	280	154.33	4.35
14GTV-4326-37	9239-5309	309	170.32	4.70
14GTV-4410-37	9239-5315	315	173.62	4.75


POLY CHAIN BELTS

Poly Chain® GT® Carbon™ Belts

Poly Chain GT Carbon Belts — Nothing Tougher.

Give yourself a competitive advantage by designing in the Gates Poly Chain GT Carbon drive system instead of roller chain in your next power transmission application.

The patented use of Carbon Fiber as the tensile cord in this belt provides increased horsepower rating for greater power density and compactness and increased flexibility, allowing the use of backside idlers. When combined with Gates Poly Chain® GT®2 Sprockets, you have a lightweight, long-lasting, maintenance-free system that's more than a match for roller chain.



Markets/Applications

All industrial markets, especially suited to replace roller chain drives. Narrow width minimizes reducer overhung loads and left-justified hubs on Poly Chain GT2 sprockets accommodate short shaft lengths.

Features/Advantages

- Maintenance-free, clean solution for roller chain drive conversion.
 - Significantly reduces maintenance costs
 - Equivalent capacity to roller chain drives in the same width
 - Easy rust-free wash-down with Gates Stainless Steel hardware
 - Fast drive conversion payback
 - Quieter than roller chain drives
- New construction provides up to 55% more low-speed capacity than the original PCGT construction and 30% more than PCGT2.
- Gates **curvilinear tooth profile** provides high shear strength, noise reduction, and improved load carrying capacity.
- Robust **carbon tensile cord** combines minimal stretch with extraordinary strength and load carrying capacity, while absorbing shock and surge loads.
- Durable **polyurethane construction** resists chemicals, oil, pollutants, and abrasion.
- **Nylon tooth facing** reduces friction and eliminates the need for lubrication.
- Fully operational in temperature extremes of -65°F to +185°F (-54°C to +85°C).

Recommended Sprockets

Poly Chain GT2 Sprockets - 8M and 14M

Notes

Poly Chain GT Carbon belts can be used on existing drives as replacement for previous generation Poly Chain belts.

Poly Chain GT Carbon belt part numbers are identical to those of Poly Chain GT2: part number 8MGT-1000-21 denotes an 8mm pitch, 1000mm pitch length and 21mm width.

Belt **pitch** is the distance in millimeters between two adjacent tooth centers as measured on the pitch line of the belt. Belt **pitch length** is the total length (circumference) in millimeters as measured along the pitch line. The theoretical pitch line of a Poly Chain GT Carbon belt lies within the tensile member.

WARNING: Use of non-Gates manufactured sprockets is not recommended: Gates Poly Chain GT2 sprockets are manufactured, specified and tested to fully support the full capabilities of the Poly Chain GT Carbon belt. Product performance cannot be guaranteed when non-Gates sprockets are used.

Always utilize Taper-Lock® type Poly Chain GT2 Sprockets when designing a new Poly Chain GT Carbon belt drive system.

Product No. Series 9274

8mm Pitch — 12mm Wide

Part No.	Product No.	Number of Teeth	Pitch Length (in)	Weight (Lbs.)	Part No.	Product No.	Number of Teeth	Pitch Length (in)	Weight (Lbs.)
8MGT-640-12	9274-0080	80	25.20	.40	8MGT-1120-12	9274-0140	140	44.09	.68
8MGT-720-12	9274-0090	90	28.35	.47	8MGT-1200-12	9274-0150	150	47.24	.70
8MGT-800-12	9274-0100	100	31.50	.50	8MGT-1224-12	9274-0153	153	48.19	.72
8MGT-896-12	9274-0112	112	35.28	.55	8MGT-1280-12	9274-0160	160	50.39	.75
8MGT-960-12	9274-0120	120	37.80	.58	8MGT-1440-12	9274-0180	180	56.69	.80
8MGT-1000-12	9274-0125	125	39.37	.60	8MGT-1600-12	9274-0200	200	62.99	.90
8MGT-1040-12	9274-0130	130	40.95	.65	8MGT-1760-12	9274-0220	220	69.29	.95

POLY CHAIN BELTS

Poly Chain® GT® Carbon™ Belts

Product No. Series 9274 (continued)

8mm Pitch — 12mm Wide (continued)

Part No.	Product No.	Number of Teeth	Pitch Length (in)	Weight (Lbs.)	Part No.	Product No.	Number of Teeth	Pitch Length (in)	Weight (Lbs.)
8MGT-1792-12	9274-0224	224	70.55	1.00	8MGT-2840-12	9274-0355	355	111.81	1.52
8MGT-2000-12	9274-0250	250	78.74	1.10	8MGT-3048-12	9274-0381	381	120.00	1.65
8MGT-2200-12	9274-0275	275	86.61	1.15	8MGT-3200-12	9274-0400	400	125.98	1.70
8MGT-2240-12	9274-0280	280	88.19	1.20	8MGT-3280-12	9274-0410	410	129.13	1.75
8MGT-2400-12	9274-0300	300	94.49	1.30	8MGT-3600-12	9274-0450	450	141.73	1.85
8MGT-2520-12	9274-0315	315	99.21	1.35	8MGT-4000-12	9274-0500	500	157.48	2.10
8MGT-2600-12	9274-0325	325	102.36	1.40	8MGT-4400-12	9274-0550	550	173.23	2.25
8MGT-2800-12	9274-0350	350	110.24	1.50	8MGT-4480-12	9274-0560	560	176.38	2.33

8mm Pitch — 21mm Wide

Part No.	Product No.	Number of Teeth	Pitch Length (in)	Weight (Lbs.)	Part No.	Product No.	Number of Teeth	Pitch Length (in)	Weight (Lbs.)
8MGT-640-21	9274-1080	80	25.20	.40	8MGT-2000-21	9274-1250	250	78.74	1.25
8MGT-720-21	9274-1090	90	28.35	.45	8MGT-2200-21	9274-1275	275	86.61	1.38
8MGT-800-21	9274-1100	100	31.50	.50	8MGT-2240-21	9274-1280	280	88.19	1.40
8MGT-896-21	9274-1112	112	35.28	.53	8MGT-2400-21	9274-1300	300	94.49	1.50
8MGT-960-21	9274-1120	120	37.80	.58	8MGT-2520-21	9274-1315	315	99.21	1.60
8MGT-1000-21	9274-1125	125	39.37	.60	8MGT-2600-21	9274-1325	325	102.36	1.65
8MGT-1040-21	9274-1130	130	40.95	.65	8MGT-2800-21	9274-1350	350	110.24	1.75
8MGT-1120-21	9274-1140	140	44.09	.70	8MGT-2840-21	9274-1355	355	111.81	1.80
8MGT-1200-21	9274-1150	150	47.24	.75	8MGT-3048-21	9274-1381	381	120.00	1.90
8MGT-1224-21	9274-1153	153	48.19	.75	8MGT-3200-21	9274-1400	400	125.98	2.05
8MGT-1280-21	9274-1160	160	50.39	.80	8MGT-3280-21	9274-1410	410	129.13	2.10
8MGT-1440-21	9274-1180	180	56.69	.90	8MGT-3600-21	9274-1450	450	141.73	2.25
8MGT-1600-21	9274-1200	200	62.99	1.00	8MGT-4000-21	9274-1500	500	157.48	2.55
8MGT-1760-21	9274-1220	220	69.29	1.15	8MGT-4400-21	9274-1550	550	173.23	2.75
8MGT-1792-21	9274-1224	224	70.55	1.15	8MGT-4480-21	9274-1560	560	176.38	2.80

8mm Pitch — 36mm Wide

Part No.	Product No.	Number of Teeth	Pitch Length (in)	Weight (Lbs.)	Part No.	Product No.	Number of Teeth	Pitch Length (in)	Weight (Lbs.)
8MGT-640-36	9274-2080	80	25.20	.70	8MGT-2000-36	9274-2250	250	78.74	1.70
8MGT-720-36	9274-2090	90	28.35	.75	8MGT-2200-36	9274-2275	275	86.61	1.88
8MGT-800-36	9274-2100	100	31.50	.80	8MGT-2240-36	9274-2280	280	88.19	1.90
8MGT-896-36	9274-2112	112	35.28	.90	8MGT-2400-36	9274-2300	300	94.49	2.00
8MGT-960-36	9274-2120	120	37.80	.97	8MGT-2520-36	9274-2315	315	99.21	2.15
8MGT-1000-36	9274-2125	125	39.37	1.00	8MGT-2600-36	9274-2325	325	102.36	2.30
8MGT-1040-36	9274-2130	130	40.95	1.02	8MGT-2800-36	9274-2350	350	110.24	2.40
8MGT-1120-36	9274-2140	140	44.09	1.10	8MGT-2840-36	9274-2355	355	111.81	2.50
8MGT-1200-36	9274-2150	150	47.24	1.12	8MGT-3048-36	9274-2381	381	120.00	2.62
8MGT-1224-36	9274-2153	153	48.19	1.20	8MGT-3200-36	9274-2400	400	125.98	2.70
8MGT-1280-36	9274-2160	160	50.39	1.25	8MGT-3280-36	9274-2410	410	129.13	2.72
8MGT-1440-36	9274-2180	180	56.69	1.35	8MGT-3600-36	9274-2450	450	141.73	2.95
8MGT-1600-36	9274-2200	200	62.99	1.45	8MGT-4000-36	9274-2500	500	157.48	3.25
8MGT-1760-36	9274-2220	220	69.29	1.60	8MGT-4400-36	9274-2550	550	173.23	3.55
8MGT-1792-36	9274-2224	224	70.55	1.65	8MGT-4480-36	9274-2560	560	176.38	3.60

8mm Pitch — 62mm Wide

Part No.	Product No.	Number of Teeth	Pitch Length (in)	Weight (Lbs.)	Part No.	Product No.	Number of Teeth	Pitch Length (in)	Weight (Lbs.)
8MGT-640-62	9274-3080	80	25.20	.80	8MGT-1040-62	9274-3130	130	40.95	1.35
8MGT-720-62	9274-3090	90	28.35	1.00	8MGT-1120-62	9274-3140	140	44.09	1.40
8MGT-800-62	9274-3100	100	31.50	1.08	8MGT-1200-62	9274-3150	150	47.24	1.75
8MGT-896-62	9274-3112	112	35.28	1.20	8MGT-1224-62	9274-3153	153	48.19	1.65
8MGT-960-62	9274-3120	120	37.80	1.25	8MGT-1280-62	9274-3160	160	50.39	1.70
8MGT-1000-62	9274-3125	125	39.37	1.30	8MGT-1440-62	9274-3180	180	56.69	1.85

POLY CHAIN BELTS

Poly Chain® GT® Carbon™ Belts

Product No. Series 9274 (continued)

8mm Pitch — 62mm Wide (continued)

Part No.	Product No.	Number of Teeth	Pitch Length (in)	Weight (Lbs.)	Part No.	Product No.	Number of Teeth	Pitch Length (in)	Weight (Lbs.)
8MGT-1600-62	9274-3200	200	62.99	2.00	8MGT-2800-62	9274-3350	350	110.24	3.10
8MGT-1760-62	9274-3220	220	69.29	2.10	8MGT-2840-62	9274-3355	355	111.81	3.15
8MGT-1792-62	9274-3224	224	70.55	2.10	8MGT-3048-62	9274-3381	381	120.00	3.40
8MGT-2000-62	9274-3250	250	78.74	2.30	8MGT-3200-62	9274-3400	400	125.98	3.60
8MGT-2200-62	9274-3275	275	86.61	2.50	8MGT-3280-62	9274-3410	410	129.13	3.70
8MGT-2240-62	9274-3280	280	88.19	2.55	8MGT-3600-62	9274-3450	450	141.73	4.05
8MGT-2400-62	9274-3300	300	94.49	2.80	8MGT-4000-62	9274-3500	500	157.48	4.40
8MGT-2520-62	9274-3315	315	99.21	2.90	8MGT-4400-62	9274-3550	550	173.23	4.80
8MGT-2600-62	9274-3325	325	102.36	2.95	8MGT-4480-62	9274-3560	560	176.38	4.90

14mm Pitch — 20mm Wide

Part No.	Product No.	Number of Teeth	Pitch Length (in)	Weight (Lbs.)	Part No.	Product No.	Number of Teeth	Pitch Length (in)	Weight (Lbs.)
14MGT-994-20	9274-4071	71	39.13	1.30	14MGT-2520-20	9274-4180	180	99.21	2.20
14MGT-1120-20	9274-4080	80	44.09	1.35	14MGT-2590-20	9274-4185	185	101.97	2.20
14MGT-1190-20	9274-4085	85	46.85	1.40	14MGT-2660-20	9274-4190	190	104.72	2.25
14MGT-1260-20	9274-4090	90	49.61	1.45	14MGT-2730-20	9274-4195	195	107.48	.94
14MGT-1400-20	9274-4100	100	55.12	1.55	14MGT-2800-20	9274-4200	200	110.24	2.30
14MGT-1568-20	9274-4112	112	61.73	1.65	14MGT-2828-20	9274-4202	202	111.34	.97
14MGT-1610-20	9274-4115	115	63.39	1.70	14MGT-3136-20	9274-4224	224	123.46	2.50
14MGT-1750-20	9274-4125	125	68.90	1.75	14MGT-3304-20	9274-4236	236	130.08	2.55
14MGT-1890-20	9274-4135	135	74.41	1.75	14MGT-3360-20	9274-4240	240	132.28	2.60
14MGT-1960-20	9274-4140	140	77.17	1.80	14MGT-3500-20	9274-4250	250	137.80	2.70
14MGT-2100-20	9274-4150	150	82.68	1.90	14MGT-3850-20	9274-4275	275	151.58	2.85
14MGT-2240-20	9274-4160	160	88.19	1.98	14MGT-3920-20	9274-4280	280	154.33	2.95
14MGT-2310-20	9274-4165	165	90.95	2.05	14MGT-4326-20	9274-4309	309	170.32	3.15
14MGT-2380-20	9274-4170	170	93.70	2.10	14MGT-4410-20	9274-4315	315	173.62	3.20
14MGT-2450-20	9274-4175	175	96.46	2.15					

14mm Pitch — 37mm Wide

Part No.	Product No.	Number of Teeth	Pitch Length (in)	Weight (Lbs.)	Part No.	Product No.	Number of Teeth	Pitch Length (in)	Weight (Lbs.)
14MGT-994-37	9274-5071	71	39.13	1.60	14MGT-2520-37	9274-5180	180	99.21	3.20
14MGT-1120-37	9274-5080	80	44.09	1.70	14MGT-2590-37	9274-5185	185	101.97	3.25
14MGT-1190-37	9274-5085	85	46.85	1.75	14MGT-2660-37	9274-5190	190	104.72	3.35
14MGT-1260-37	9274-5090	90	49.61	1.80	14MGT-2730-37	9274-5195	195	107.48	1.74
14MGT-1400-37	9274-5100	100	55.12	2.05	14MGT-2800-37	9274-5200	200	110.24	3.40
14MGT-1568-37	9274-5112	112	61.73	2.20	14MGT-2828-37	9274-5202	202	111.34	1.80
14MGT-1610-37	9274-5115	115	63.39	2.30	14MGT-3136-37	9274-5224	224	123.46	3.65
14MGT-1750-37	9274-5125	125	68.90	2.45	14MGT-3304-37	9274-5236	236	130.08	3.85
14MGT-1890-37	9274-5135	135	74.41	2.55	14MGT-3360-37	9274-5240	240	132.28	3.85
14MGT-1960-37	9274-5140	140	77.17	2.60	14MGT-3500-37	9274-5250	250	137.80	3.95
14MGT-2100-37	9274-5150	150	82.68	2.70	14MGT-3850-37	9274-5275	275	151.58	4.25
14MGT-2240-37	9274-5160	160	88.19	2.85	14MGT-3920-37	9274-5280	280	154.33	4.35
14MGT-2310-37	9274-5165	165	90.95	2.90	14MGT-4326-37	9274-5309	309	170.32	4.70
14MGT-2380-37	9274-5170	170	93.70	3.00	14MGT-4410-37	9274-5315	315	173.62	4.75
14MGT-2450-37	9274-5175	175	96.46	3.10					

14mm Pitch — 68mm Wide

Part No.	Product No.	Number of Teeth	Pitch Length (in)	Weight (Lbs.)	Part No.	Product No.	Number of Teeth	Pitch Length (in)	Weight (Lbs.)
14MGT-994-68	9274-6071	71	39.13	2.40	14MGT-1568-68	9274-6112	112	61.73	3.25
14MGT-1120-68	9274-6080	80	44.09	2.60	14MGT-1610-68	9274-6115	115	63.39	3.40
14MGT-1190-68	9274-6085	85	46.85	2.70	14MGT-1750-68	9274-6125	125	68.90	3.60
14MGT-1260-68	9274-6090	90	49.61	2.80	14MGT-1890-68	9274-6135	135	74.41	3.95
14MGT-1400-68	9274-6100	100	55.12	3.00	14MGT-1960-68	9274-6140	140	77.17	4.00

POLY CHAIN BELTS

Poly Chain® GT® Carbon™ Belts

Product No. Series 9274 (continued)

14mm Pitch — 68mm Wide (continued)

Part No.	Product No.	Number of Teeth	Pitch Length (in)	Weight (Lbs.)
14MGT-2100-68	9274-6150	150	82.68	4.20
14MGT-2240-68	9274-6160	160	88.19	4.50
14MGT-2310-68	9274-6165	165	90.95	4.70
14MGT-2380-68	9274-6170	170	93.70	4.70
14MGT-2450-68	9274-6175	175	96.46	4.85
14MGT-2520-68	9274-6180	180	99.21	4.90
14MGT-2590-68	9274-6185	185	101.97	5.00
14MGT-2660-68	9274-6190	190	104.72	5.15
14MGT-2730-68	9274-6195	195	107.48	3.20
14MGT-2800-68	9274-6200	200	110.24	5.20

Part No.	Product No.	Number of Teeth	Pitch Length (in)	Weight (Lbs.)
14MGT-2828-68	9274-6202	202	111.34	3.31
14MGT-3136-68	9274-6224	224	123.46	5.80
14MGT-3304-68	9274-6236	236	130.08	6.05
14MGT-3360-68	9274-6240	240	132.28	6.10
14MGT-3500-68	9274-6250	250	137.80	6.30
14MGT-3850-68	9274-6275	275	151.58	6.80
14MGT-3920-68	9274-6280	280	154.33	7.00
14MGT-4326-68	9274-6309	309	170.32	7.70
14MGT-4410-68	9274-6315	315	173.62	7.85

14mm Pitch — 90mm Wide

Part No.	Product No.	Number of Teeth	Pitch Length (in)	Weight (Lbs.)
14MGT-994-90	9274-7071	71	39.13	3.00
14MGT-1120-90	9274-7080	80	44.09	3.30
14MGT-1190-90	9274-7085	85	46.85	3.35
14MGT-1260-90	9274-7090	90	49.61	3.60
14MGT-1400-90	9274-7100	100	55.12	3.35
14MGT-1568-90	9274-7112	112	61.73	4.10
14MGT-1610-90	9274-7115	115	63.39	4.25
14MGT-1750-90	9274-7125	125	68.90	4.50
14MGT-1890-90	9274-7135	135	74.41	4.85
14MGT-1960-90	9274-7140	140	77.17	4.95
14MGT-2100-90	9274-7150	150	82.68	5.20
14MGT-2240-90	9274-7160	160	88.19	5.45
14MGT-2310-90	9274-7165	165	90.95	5.50
14MGT-2380-90	9274-7170	170	93.70	5.70
14MGT-2450-90	9274-7175	175	96.46	5.85

Part No.	Product No.	Number of Teeth	Pitch Length (in)	Weight (Lbs.)
14MGT-2520-90	9274-7180	180	99.21	5.90
14MGT-2590-90	9274-7185	185	101.97	5.95
14MGT-2660-90	9274-7190	190	104.72	6.10
14MGT-2730-90	9274-7195	195	107.48	4.23
14MGT-2800-90	9274-7200	200	110.24	6.40
14MGT-2828-90	9274-7202	202	111.34	4.39
14MGT-3136-90	9274-7224	224	123.46	7.00
14MGT-3304-90	9274-7236	236	130.08	7.35
14MGT-3360-90	9274-7240	240	132.28	7.50
14MGT-3500-90	9274-7250	250	137.80	7.70
14MGT-3850-90	9274-7275	275	151.58	8.30
14MGT-3920-90	9274-7280	280	154.33	8.50
14MGT-4326-90	9274-7309	309	170.32	9.20
14MGT-4410-90	9274-7315	315	173.62	9.30

14mm Pitch — 125mm Wide

Part No.	Product No.	Number of Teeth	Pitch Length (in)	Weight (Lbs.)
14MGT-994-125	9274-8071	71	39.13	3.60
14MGT-1120-125	9274-8080	80	44.09	3.90
14MGT-1190-125	9274-8085	85	46.85	4.00
14MGT-1260-125	9274-8090	90	49.61	4.20
14MGT-1400-125	9274-8100	100	55.12	4.60
14MGT-1568-125	9274-8112	112	61.73	5.00
14MGT-1610-125	9274-8115	115	63.39	5.20
14MGT-1750-125	9274-8125	125	68.90	5.40
14MGT-1890-125	9274-8135	135	74.41	5.80
14MGT-1960-125	9274-8140	140	77.17	6.00
14MGT-2100-125	9274-8150	150	82.68	6.50
14MGT-2240-125	9274-8160	160	88.19	6.80
14MGT-2310-125	9274-8165	165	90.95	7.00
14MGT-2380-125	9274-8170	170	93.70	7.10
14MGT-2450-125	9274-8175	175	96.46	7.20

Part No.	Product No.	Number of Teeth	Pitch Length (in)	Weight (Lbs.)
14MGT-2520-125	9274-8180	180	99.21	7.40
14MGT-2590-125	9274-8185	185	101.97	7.60
14MGT-2660-125	9274-8190	190	104.72	7.75
^N 14MGT-2730-125	9274-8195	195	107.48	5.88
14MGT-2800-125	9274-8200	200	110.24	8.30
^N 14MGT-2828-125	9274-8202	202	111.34	6.09
14MGT-3136-125	9274-8224	224	123.46	9.10
14MGT-3304-125	9274-8236	236	130.08	9.50
14MGT-3360-125	9274-8240	240	132.28	9.65
14MGT-3500-125	9274-8250	250	137.80	10.00
14MGT-3850-125	9274-8275	275	151.58	10.75
14MGT-3920-125	9274-8280	280	154.33	11.00
14MGT-4326-125	9274-8309	309	170.32	12.00
14MGT-4410-125	9274-8315	315	173.62	12.20

^N New Product

Poly Chain® GT® Carbon™ - Extended Length Belts

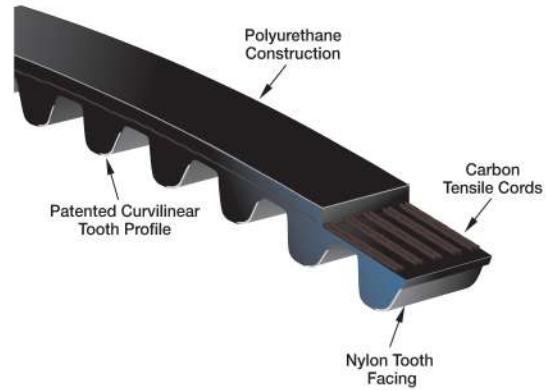
A new and unique manufacturing process allows longer and custom length endless belts than have previously been available. This manufacturing process is used for the following belt length ranges: 14M Pitch Lengths > 4410mm.

Markets/Applications

All industrial markets requiring long center distance and high load carrying capacity. Especially targeted towards HVAC, roller chain and gear replacement, oil, mining, water treatment plants, pulp and paper, and general manufacturing.

Features/Advantages

- Durable polyurethane construction resists chemicals, oil, pollutants, and abrasion.
- Fully operational in temperature extremes of -65°F to +185°F (-54°C to +85°C).
- Gates patented **curvilinear tooth profile** provides high shear strength, and improved load carrying capacity.
- **Nylon tooth facing** reduces friction and eliminates the need for lubrication.
- Robust **carbon tensile cord** combines minimal stretch with extraordinary strength and load carrying capacity, while absorbing shock and surge loads.



Recommended Sprockets

Poly Chain® GT®2 Sprockets - 14M

Notes

Belt pitch is the distance in millimeters between two adjacent tooth centers as measured on the pitch line of the belt. Belt pitch length is the total length (circumference) in millimeters as measured along the pitch line. The theoretical pitch line of a Poly Chain GT Carbon belt lies within the tensile member.

Poly Chain GT Carbon Spiral Spliced Belts are Standard/Non-Stock and may require lead time. Please check with Customer Service for availability.

WARNING: Use of non-Gates manufactured sprockets is not recommended: Gates Poly Chain GT2 sprockets are manufactured, specified and tested to fully support the full capabilities of the Poly Chain GT Carbon belt. Product performance cannot be guaranteed when non-Gates sprockets are used. Always utilize Taper-Lock® type Gates Poly Chain GT2 Sprockets when designing a new Poly Chain GT Carbon belt drive system.

POLY CHAIN BELTS

Product No. Series 9268

14mm Pitch — 37mm Wide

Part No.	Product No.	Number of Teeth	Pitch Length (in)	Weight (Lbs.)	Part No.	Product No.	Number of Teeth	Pitch Length (in)	Weight (Lbs.)
14MGT-4578EL-37	9268-2001	327	180.24	2.92	14MGT-5740EL-37	9268-2010	410	225.99	3.66
14MGT-4956EL-37	9268-2004	354	195.12	3.16	14MGT-6160EL-37	9268-2013	440	242.52	3.93
14MGT-5320EL-37	9268-2007	380	209.45	3.39	14MGT-6860EL-37	9268-2016	490	270.08	4.37

14mm Pitch — 68mm Wide

Part No.	Product No.	Number of Teeth	Pitch Length (in)	Weight (Lbs.)	Part No.	Product No.	Number of Teeth	Pitch Length (in)	Weight (Lbs.)
14MGT-4578EL-68	9268-2002	327	180.24	5.36	14MGT-5740EL-68	9268-2011	410	225.99	6.73
14MGT-4956EL-68	9268-2005	354	195.12	5.81	14MGT-6160EL-68	9268-2014	440	242.52	7.22
14MGT-5320EL-68	9268-2008	380	209.45	6.23	14MGT-6860EL-68	9268-2017	490	270.08	8.04

14mm Pitch — 90mm Wide

Part No.	Product No.	Number of Teeth	Pitch Length (in)	Weight (Lbs.)	Part No.	Product No.	Number of Teeth	Pitch Length (in)	Weight (Lbs.)
14MGT-4578EL-90	9268-2003	327	180.24	7.10	14MGT-5740EL-90	9268-2012	410	225.98	8.90
14MGT-4956EL-90	9268-2006	354	195.12	7.69	14MGT-6160EL-90	9268-2015	440	242.52	9.55
14MGT-5320EL-90	9268-2009	380	209.45	8.25	14MGT-6860EL-90	9268-2018	490	270.08	10.64

Curve Saw Poly Chain® GT®2 Belts

An innovative construction combined with the Gates tooth profile makes the Curve Saw Belt compact and lightweight with extraordinary strength and load carrying capacity. The Curve Saw Belt can be used on the toughest shock loaded applications to reduce down time.

Markets/Applications

All industrial markets, but particularly suited for Curve Saw applications or any shock loaded application requiring synchronization.

Features/Advantages

- Gates patented curvilinear tooth profile provides high shear strength, and improved load carrying capacity.
- Unique **aramid tensile cord** combines extraordinary strength and superior shock load capacity.
- Significantly reduces log jams and associated down time.
- **Nylon tooth facing** reduces friction and eliminates the need for lubrication.
- Fully operational in temperature extremes of -65°F to +185°F (-54°C to +85°C).

Recommended Sprockets

Poly Chain® GT®2 Sprockets - 14M

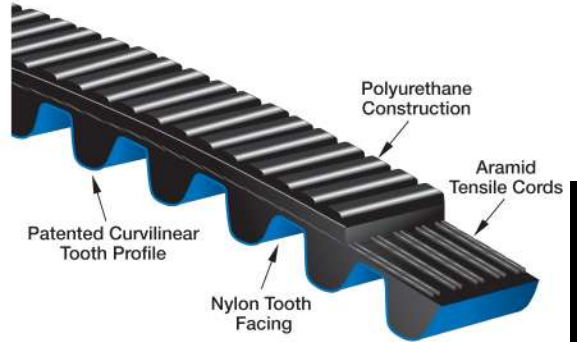
Notes

Belt pitch is the distance in millimeters between two adjacent tooth centers as measured on the **pitch line** of the belt.

Belt pitch length is the total length (circumference) in millimeters as measured along the pitch line.

The theoretical pitch line of a Poly Chain GT2 belt lies within the tensile member.

WARNING: New designs must utilize the Poly Chain GT2 Sprockets because of the high torque capacity of the Curve Saw Poly Chain GT2 Belt.



POLY CHAIN BELTS

Product No. Series 9279

Part No.	Product No.	Number of Teeth	Pitch Length (in)	Weight (Lbs.)
14M-2520-125PS	9279-0646	180	99.21	4.40
14M-3136-125PS	9279-0647	224	123.46	6.56
14M-3304-125PS	9279-0648	236	130.08	7.20
14M-3500-125PS	9279-0649	250	137.80	8.20

Poly Chain® GT® Carbon™ Belts - 8M Short Length

Poly Chain GT Carbon Belts—Nothing Tougher™.

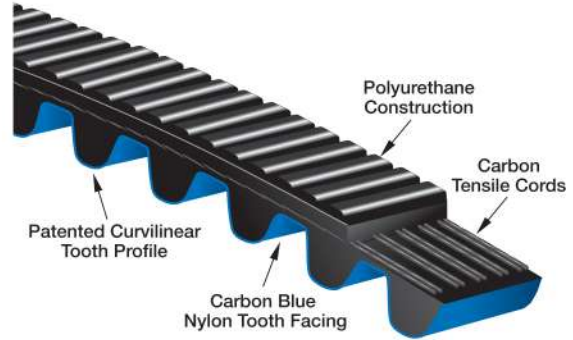
The new Poly Chain GT Carbon belt construction utilizes a polyurethane body combined with Carbon Fiber tensile cords for increased capacity and performance.

Markets/Applications

All industrial markets requiring short center distance but high-density power. Particularly suited for replacing roller chain on roll-to-roll conveyors.

Features/Advantages

- Robust **carbon tensile cord** combines minimal stretch with extraordinary strength and load carrying capacity, while absorbing shock and surge loads.
- Durable **polyurethane construction** resists chemicals, oil, pollutants, and abrasion.
- **Nylon tooth facing** reduces friction and eliminates the need for lubrication.
- Gates **patented tooth profile** provides high shear strength, noise reduction, and improved load carrying capacity.
- Fully operational in temperature extremes of -65°F to +185°F (-54°C to +85°C).



Recommended Sprockets

Poly Chain® GT®2 Sprockets

Notes

Poly Chain GT Carbon belts must be used with sprockets of the same pitch and profile. Poly Chain GT Carbon part numbers are comprised of pitch, pitch length and width. For example, part number 8M-248-12 denotes an 8mm pitch, 248mm pitch length and 12mm width. Belt **pitch** is the distance in millimeters between two adjacent tooth centers as measured on the pitch line of the belt. Belt **pitch length** is the total length (circumference) in millimeters as measured along the pitch line. The theoretical pitch line of a Poly Chain GT belt lies within the tensile member.

POLY CHAIN BELTS

Product No. Series 9270

8mm Pitch — 12mm Wide

Part No.	Product No.	Number of Teeth	Pitch Length (in)	Weight (Lbs.)	Part No.	Product No.	Number of Teeth	Pitch Length (in)	Weight (Lbs.)
8MGT-248-12	9270-1063	31	9.76	.04	8MGT-456-12	9270-1060	57	17.95	.06
8MGT-288-12	9270-1001	36	11.34	.04	8MGT-480-12	9270-1015	60	18.90	.06
8MGT-352-12	9270-1002	44	13.86	.05	8MGT-544-12	9270-1006	68	21.42	.07
8MGT-416-12	9270-1004	52	16.38	.05	8MGT-608-12	9270-1050	76	23.94	.07

8mm Pitch — 21mm Wide

Part No.	Product No.	Number of Teeth	Pitch Length (in)	Weight (Lbs.)	Part No.	Product No.	Number of Teeth	Pitch Length (in)	Weight (Lbs.)
8MGT-248-21	9270-1064	31	9.76	.05	8MGT-456-21	9270-1069	57	17.95	.10
8MGT-288-21	9270-1056	36	11.34	.06	8MGT-480-21	9270-1023	60	18.90	.10
8MGT-352-21	9270-1065	44	13.86	.08	8MGT-544-21	9270-1070	68	21.42	.12
8MGT-416-21	9270-1025	52	16.38	.09	8MGT-608-21	9270-1071	76	23.94	.13

8mm Pitch — 36mm Wide

Part No.	Product No.	Number of Teeth	Pitch Length (in)	Weight (Lbs.)	Part No.	Product No.	Number of Teeth	Pitch Length (in)	Weight (Lbs.)
8MGT-248-36	9270-1072	31	9.76	.09	8MGT-456-36	9270-1076	57	17.95	.17
8MGT-288-36	9270-1074	36	11.34	.11	8MGT-480-36	9270-1066	60	18.90	.18
8MGT-352-36	9270-1073	44	13.86	.13	8MGT-544-36	9270-1077	68	21.42	.20
8MGT-416-36	9270-1075	52	16.38	.15	8MGT-608-36	9270-1079	76	23.94	.22

Poly Chain® GT® Carbon™ Belts - 5M

The original Poly Chain GT Carbon belt construction utilizes a polyurethane body combined with carbon tensile cords for increased capacity and performance.

Markets/Applications

All industrial markets requiring high-density power. Especially targeted toward machine tool, roller chain, small conveyors and compact drives where space is a problem.

Features/Advantages

- Robust **carbon tensile cord** combines minimal stretch with extraordinary strength and load carrying capacity, while absorbing shock and surge loads.
- Durable **polyurethane construction** resists chemicals, oil, pollutants, and abrasion.
- **Nylon tooth facing** reduces friction and eliminates the need for lubrication.
- Gates **patented tooth profile** provides high shear strength, noise reduction, and improved load carrying capacity.
- Fully operational in temperature extremes of -65°F to +185°F (-54°C to +85°C).

Recommended Sprockets

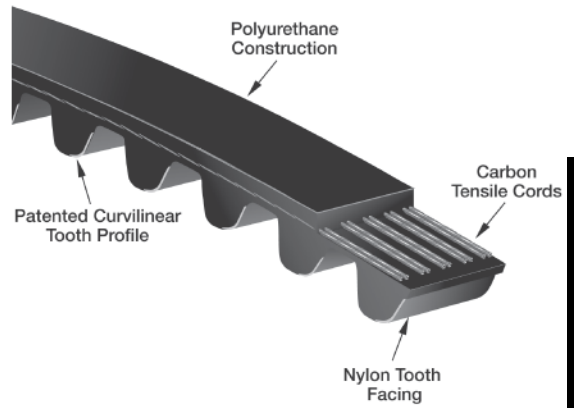
PowerGrip® GT®2 and Poly Chain® GT® Sprockets

Notes

5M Poly Chain GT Carbon part numbers are comprised of pitch, pitch length and width. For example; part number 5MGT-425-15 denotes a 5mm pitch, 425mm pitch length and 15mm width.

Belt **pitch** is the distance in millimeters between two adjacent tooth centers as measured on the pitch line of the belt. Belt **pitch length** is the total length (circumference) in millimeters as measured along the pitch line. The theoretical pitch line of a Poly Chain GT Carbon belt lies within the tensile member.

WARNING: 5M Poly Chain GT Carbon belts must be used with 5MGT sprockets. Consult your local Gates Field Representative for drive design assistance.



POLY CHAIN BELTS

Product No. Series 9270

5mm Pitch — 9mm Wide

Part No.	Product No.	Number of Teeth	Pitch Length (in)	Weight (Lbs.)	Part No.	Product No.	Number of Teeth	Pitch Length (in)	Weight (Lbs.)
5MGT-300-09	9270-5700	60	11.81	.03	5MGT-535-09	9270-5720	107	21.06	.06
5MGT-375-09	9270-5200	75	14.76	.04	5MGT-600-09	9270-5500	120	23.62	.07
5MGT-425-09	9270-5400	85	16.73	.05	5MGT-815-09	9270-5600	163	32.09	.09

5mm Pitch — 15mm Wide

Part No.	Product No.	Number of Teeth	Pitch Length (in)	Weight (Lbs.)	Part No.	Product No.	Number of Teeth	Pitch Length (in)	Weight (Lbs.)
5MGT-300-15	9270-5680	60	11.81	.03	5MGT-535-15	9270-5730	107	21.06	.06
5MGT-375-15	9270-5250	75	14.76	.04	5MGT-600-15	9270-5525	120	23.62	.07
5MGT-425-15	9270-5425	85	16.73	.04	5MGT-815-15	9270-5625	163	32.09	.09

5mm Pitch — 25mm Wide

Part No.	Product No.	Number of Teeth	Pitch Length (in)	Weight (Lbs.)	Part No.	Product No.	Number of Teeth	Pitch Length (in)	Weight (Lbs.)
5MGT-300-25	9270-5710	60	11.81	.04	5MGT-535-25	9270-5740	107	21.06	.09
5MGT-375-25	9270-5300	75	14.76	.06	5MGT-600-25	9270-5550	120	23.62	.10
5MGT-425-25	9270-5450	85	16.73	.07	5MGT-815-25	9270-5650	163	32.09	.15

Poly Chain® HTD® Belts


Gates original HTD tooth profile combined with Poly Chain belt construction.

Markets/Applications

Suitable for replacement of HTD belts in HTD sprockets.

Features/Advantages

- The durable **polyurethane body** resists chemicals, oil, pollutants, and abrasion.
- Robust **aramid tensile cords** combine minimal stretch with extraordinary strength.
- **Nylon tooth facing** provides durable wear surface for long life.



Recommended Sprockets

Contact the Gates Made-To-Order Metals Team.

Notes

Poly Chain HTD Belts are Made-To-Order. Minimum order quantities and manufacturing lead times may apply. Contact Customer Service for availability.

Poly Chain HTD part numbers are comprised of pitch, pitch length and width. For example; part number PC1190-14M-55 denotes "PC" for Poly Chain, 1190mm pitch length, 14mm pitch and 55mm width.

Belt **pitch** is the distance in millimeters between two adjacent tooth centers as measured on the pitch line of the belt. Belt **pitch length** is the total length (circumference) in millimeters as measured along the pitch line. The theoretical pitch line of a Poly Chain HTD belt lies within the tensile member.

POLY CHAIN BELTS

Product No. Series 9258

14mm Pitch — 20mm Wide

Part No.	Product No.	Number of Teeth	Pitch Length (in)	Weight (Lbs.)
PC966-14M-20	9258-0080	69	38.03	.35
PC1190-14M-20	9258-0087	85	46.85	.44
PC1400-14M-20	9258-0094	100	55.12	.51
PC1610-14M-20	9258-0101	115	63.38	.59
PC1778-14M-20	9258-0108	127	70.00	.65
PC1890-14M-20	9258-0115	135	74.40	.69
PC2100-14M-20	9258-0122	150	82.67	.77
PC2310-14M-20	9258-0129	165	90.94	.84

14mm Pitch — 55mm Wide

Part No.	Product No.	Number of Teeth	Pitch Length (in)	Weight (Lbs.)
PC966-14M-55	9258-0083	69	38.03	.97
PC1190-14M-55	9258-0090	85	46.85	1.20
PC1400-14M-55	9258-0097	100	55.12	1.41
PC1610-14M-55	9258-0104	115	63.38	1.62
PC1778-14M-55	9258-0111	127	70.00	1.79
PC1890-14M-55	9258-0118	135	74.40	1.90
PC2100-14M-55	9258-0125	150	82.67	2.11
PC2310-14M-55	9258-0132	165	90.94	2.32

14mm Pitch — 30mm Wide

Part No.	Product No.	Number of Teeth	Pitch Length (in)	Weight (Lbs.)
PC966-14M-30	9258-0081	69	38.03	.53
PC1190-14M-30	9258-0088	85	46.85	.60
PC1400-14M-30	9258-0095	100	55.12	.77
PC1610-14M-30	9258-0102	115	63.38	.88
PC1778-14M-30	9258-0109	127	70.00	.98
PC1890-14M-30	9258-0116	135	74.40	1.04
PC2100-14M-30	9258-0123	150	82.67	1.15
PC2310-14M-30	9258-0130	165	90.94	1.27

14mm Pitch — 85mm Wide

Part No.	Product No.	Number of Teeth	Pitch Length (in)	Weight (Lbs.)
PC966-14M-85	9258-0084	69	38.03	1.50
PC1190-14M-85	9258-0091	85	46.85	1.85
PC1400-14M-85	9258-0098	100	55.12	2.18
PC1610-14M-85	9258-0105	115	63.38	2.50
PC1778-14M-85	9258-0112	127	70.00	2.76
PC1890-14M-85	9258-0119	135	74.40	2.94
PC2100-14M-85	9258-0126	150	82.67	3.27
PC2310-14M-85	9258-0133	165	90.94	3.59

14mm Pitch — 40mm Wide

Part No.	Product No.	Number of Teeth	Pitch Length (in)	Weight (Lbs.)
PC966-14M-40	9258-0082	69	38.03	.71
PC1190-14M-40	9258-0089	85	46.85	.87
PC1400-14M-40	9258-0096	100	55.12	1.02
PC1610-14M-40	9258-0103	115	63.38	1.18
PC1778-14M-40	9258-0110	127	70.00	1.30
PC1890-14M-40	9258-0117	135	74.40	1.38
PC2100-14M-40	9258-0124	150	82.67	1.54
PC2310-14M-40	9258-0131	165	90.94	1.69

14mm Pitch — 115mm Wide

Part No.	Product No.	Number of Teeth	Pitch Length (in)	Weight (Lbs.)
PC966-14M-115	9258-0085	69	38.03	2.03
PC1190-14M-115	9258-0092	85	46.85	2.50
PC1400-14M-115	9258-0099	100	55.12	2.95
PC1610-14M-115	9258-0106	115	63.38	3.39
PC1778-14M-115	9258-0113	127	70.00	3.74
PC1890-14M-115	9258-0120	135	74.40	4.00
PC2100-14M-115	9258-0127	150	82.67	4.42
PC2310-14M-115	9258-0134	165	90.94	4.86

Poly Chain[®] HTD[®] Belts

Product No. Series 9258 *(continued)*

14mm Pitch — 170mm Wide

Part No.	Product No.	Number of Teeth	Pitch Length (in)	Weight (Lbs.)
PC966-14M-170	9258-0086	69	38.03	3.00
PC1190-14M-170	9258-0093	85	46.85	3.70
PC1400-14M-170	9258-0100	100	55.12	4.35
PC1610-14M-170	9258-0107	115	63.38	5.01
PC1778-14M-170	9258-0114	127	70.00	5.53
PC1890-14M-170	9258-0121	135	74.40	5.88
PC2100-14M-170	9258-0128	150	82.67	6.53
PC2310-14M-170	9258-0135	165	90.94	7.19

PowerGrip® TruMotion® Belts

The new PowerGrip TruMotion belts are available in all of Gates light duty synchronous pitches:

PowerGrip GT TruMotion Belts: 2MR, 3MR and 5MR

PowerGrip TruMotion Belts: 3M and 5M

PowerGrip Timing Belts: MXL, XL and L

Markets/Applications

The TruMotion belt construction utilizes a clean white polymer and a polymer free nylon tooth surface, resulting in minimal dusting. This makes it ideal for many applications including data storage equipment, printers, plotters, medical equipment, food processors, money handling, copiers and other office equipment.

Features/Advantages

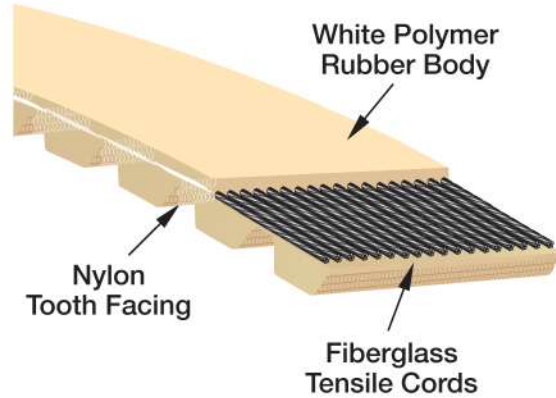
- **Fiberglass tensile cord** provides excellent flex life, and high resistance to elongation.
- The **white polymer rubber body** provides a non marking, cleaner running construction.
- The **polymer free nylon tooth facing** provides a durable wear surface for longer service life and lower noise levels.

Recommended Sprockets

PowerGrip GT TruMotion Belts: PowerGrip® GT®2 Sprockets
 PowerGrip HTD TruMotion Belts: PowerGrip® HTD® Sprockets
 PowerGrip Timing TruMotion Belts: PowerGrip® Timing Pulleys

Notes

PowerGrip TruMotion belts are made-to-order. Minimum order quantities of 3 drums will be required. Check with Customer Service for price and availability.



POWERGRIP TRUMOTION

Product No. Series 9581

PowerGrip® GT® TruMotion® Belts

Available Pitches
2MR
3MR
5MR

Product No. Series 9582

PowerGrip® Timing TruMotion® Belts

Available Pitches
MXL
XL
L

Product No. Series 9580

PowerGrip® HTD® TruMotion® Belts

Available Pitches
3M
5M

PowerGrip® GT[®]3 Belts - 2M and 3M

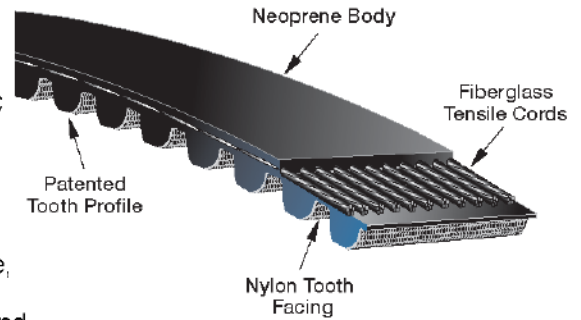
The PowerGrip GT3 belt has twice the load carrying capacity of its predecessor HTD[®]. In addition, less width is required compared to HTD, allowing lighter, more compact drives.

Markets/Applications

PowerGrip GT3 belts are suitable for many applications including data storage, machine tool, hand power tools, postage handling, DC Stepper/Servo, food processors, office machines, centrifuges, money handling, medical diagnostic, sewing machines, ticket dispensers, robotics, vending machines and vacuum cleaners.

Features/Advantages

- **Fiberglass tensile cord** provides high strength, excellent flex life, and high resistance to elongation.
- **Neoprene body** provides protection against grime, grease, oil, and moisture.
- **Nylon tooth facing** provides a durable wear surface for long service life.
- **Gates patented tooth profile** is designed for use with a specific sprocket groove profile. The sprocket groove-belt tooth combination increases capacity, while improving registration.
- PowerGrip GT3 exceeds HTD in tooth ratchet resistance.
- Eliminates lubrication and re-tensioning reduce maintenance and labor as compared to roller chain drives.
- PowerGrip GT3 belt and GT[®]2 Sprocket combinations match or exceed the positional accuracy of PowerGrip[®] Timing belt/pulley systems.



Recommended Sprockets

PowerGrip[®] GT[®]2 Sprockets

Notes

PowerGrip GT3 part numbers are comprised of pitch, pitch length and width. For example; part number 100-2MGT-04 denotes a 100mm pitch length, 2mm pitch and 4mm width.

Belt **pitch** is the distance in millimeters between two adjacent tooth centers as measured on the pitch line of the belt. Belt **pitch length** is the total length (circumference) in millimeters as measured along the pitch line. The theoretical pitch line of a PowerGrip GT3 belt lies within the tensile member.

Product No. Series 9400

2mm Pitch — 4mm Wide

Part No.	Product No.	Number of Teeth	Pitch Length (in)	Weight (Lbs.)	Part No.	Product No.	Number of Teeth	Pitch Length (in)	Weight (Lbs.)
100-2MGT-04	9400-0050	50	3.94	.01	236-2MGT-04	9400-0118	118	9.29	.01
112-2MGT-04	9400-0056	56	4.41	.01	240-2MGT-04	9400-0120	120	9.45	.01
124-2MGT-04	9400-0062	62	4.88	.01	250-2MGT-04	9400-0125	125	9.84	.01
126-2MGT-04	9400-0063	63	4.96	.01	252-2MGT-04	9400-0126	126	9.92	.01
134-2MGT-04	9400-0067	67	5.28	.01	258-2MGT-04	9400-0129	129	10.16	.01
136-2MGT-04	9400-0068	68	5.35	.01	278-2MGT-04	9400-0139	139	10.94	.01
140-2MGT-04	9400-0070	70	5.51	.01	280-2MGT-04	9400-0140	140	11.02	.01
152-2MGT-04	9400-0076	76	5.98	.01	300-2MGT-04	9400-0150	150	11.81	.01
158-2MGT-04	9400-0079	79	6.22	.01	320-2MGT-04	9400-0160	160	12.60	.01
160-2MGT-04	9400-0080	80	6.30	.01	322-2MGT-04	9400-0161	161	12.68	.01
164-2MGT-04	9400-0082	82	6.46	.01	332-2MGT-04	9400-0166	166	13.07	.01
166-2MGT-04	9400-0083	83	6.54	.01	346-2MGT-04	9400-0173	173	13.62	.01
168-2MGT-04	9400-0084	84	6.61	.01	350-2MGT-04	9400-0175	175	13.78	.01
172-2MGT-04	9400-0086	86	6.77	.01	364-2MGT-04	9400-0182	182	14.33	.01
180-2MGT-04	9400-0090	90	7.09	.01	370-2MGT-04	9400-0185	185	14.57	.01
186-2MGT-04	9400-0093	93	7.32	.01	380-2MGT-04	9400-0190	190	14.96	.01
192-2MGT-04	9400-0096	96	7.56	.01	386-2MGT-04	9400-0193	193	15.20	.01
200-2MGT-04	9400-0100	100	7.87	.01	400-2MGT-04	9400-0200	200	15.75	.01
202-2MGT-04	9400-0101	101	7.95	.01	406-2MGT-04	9400-0203	203	15.98	.01
210-2MGT-04	9400-0105	105	8.27	.01	420-2MGT-04	9400-0210	210	16.54	.01
212-2MGT-04	9400-0106	106	8.35	.01	456-2MGT-04	9400-0228	228	17.95	.01
216-2MGT-04	9400-0108	108	8.50	.01	470-2MGT-04	9400-0235	235	18.50	.01
220-2MGT-04	9400-0110	110	8.66	.01	474-2MGT-04	9400-0237	237	18.66	.01
232-2MGT-04	9400-0116	116	9.13	.01	488-2MGT-04	9400-0244	244	19.21	.01

PowerGrip® GT®3 Belts - 2M and 3M

Product No. Series 9400 (continued)

2mm Pitch — 4mm Wide (continued)

Part No.	Product No.	Number of Teeth	Pitch Length (in)	Weight (Lbs.)	Part No.	Product No.	Number of Teeth	Pitch Length (in)	Weight (Lbs.)
504-2MGT-04	9400-0252	252	19.84	.01	640-2MGT-04	9400-0320	320	25.20	.02
528-2MGT-04	9400-0264	264	20.79	.01	696-2MGT-04	9400-0348	348	27.40	.02
552-2MGT-04	9400-0276	276	21.73	.01	744-2MGT-04	9400-0372	372	29.29	.02
576-2MGT-04	9400-0288	288	22.68	.01	848-2MGT-04	9400-0424	424	33.39	.02
600-2MGT-04	9400-0300	300	23.62	.01	1164-2MGT-04	9400-0582	582	45.83	.03

2mm Pitch — 6mm Wide

Part No.	Product No.	Number of Teeth	Pitch Length (in)	Weight (Lbs.)	Part No.	Product No.	Number of Teeth	Pitch Length (in)	Weight (Lbs.)
100-2MGT-06	9400-1050	50	3.94	.01	278-2MGT-06	9400-1139	139	10.94	.01
112-2MGT-06	9400-1056	56	4.41	.01	280-2MGT-06	9400-1140	140	11.02	.01
124-2MGT-06	9400-1062	62	4.88	.01	300-2MGT-06	9400-1150	150	11.81	.01
126-2MGT-06	9400-1063	63	4.96	.01	320-2MGT-06	9400-1160	160	12.60	.01
134-2MGT-06	9400-1067	67	5.28	.01	322-2MGT-06	9400-1161	161	12.68	.01
136-2MGT-06	9400-1068	68	5.35	.01	332-2MGT-06	9400-1166	166	13.07	.01
140-2MGT-06	9400-1070	70	5.51	.01	346-2MGT-06	9400-1173	173	13.62	.01
152-2MGT-06	9400-1076	76	5.98	.01	350-2MGT-06	9400-1175	175	13.78	.01
158-2MGT-06	9400-1079	79	6.22	.01	364-2MGT-06	9400-1182	182	14.33	.01
160-2MGT-06	9400-1080	80	6.30	.01	370-2MGT-06	9400-1185	185	14.57	.01
164-2MGT-06	9400-1082	82	6.46	.01	380-2MGT-06	9400-1190	190	14.96	.01
166-2MGT-06	9400-1083	83	6.54	.01	386-2MGT-06	9400-1193	193	15.20	.01
168-2MGT-06	9400-1084	84	6.61	.01	400-2MGT-06	9400-1200	200	15.75	.01
172-2MGT-06	9400-1086	86	6.77	.01	406-2MGT-06	9400-1203	203	15.98	.01
180-2MGT-06	9400-1090	90	7.09	.01	420-2MGT-06	9400-1210	210	16.54	.01
186-2MGT-06	9400-1093	93	7.32	.01	456-2MGT-06	9400-1228	228	17.95	.01
192-2MGT-06	9400-1096	96	7.56	.01	470-2MGT-06	9400-1235	235	18.50	.01
200-2MGT-06	9400-1100	100	7.87	.01	474-2MGT-06	9400-1237	237	18.66	.01
202-2MGT-06	9400-1101	101	7.95	.01	488-2MGT-06	9400-1244	244	19.21	.01
210-2MGT-06	9400-1105	105	8.27	.01	504-2MGT-06	9400-1252	252	19.84	.01
212-2MGT-06	9400-1106	106	8.35	.01	528-2MGT-06	9400-1264	264	20.79	.01
216-2MGT-06	9400-1108	108	8.50	.01	552-2MGT-06	9400-1276	276	21.73	.01
220-2MGT-06	9400-1110	110	8.66	.01	576-2MGT-06	9400-1288	288	22.68	.02
232-2MGT-06	9400-1116	116	9.13	.01	600-2MGT-06	9400-1300	300	23.62	.02
236-2MGT-06	9400-1118	118	9.29	.01	640-2MGT-06	9400-1320	320	25.20	.02
240-2MGT-06	9400-1120	120	9.45	.01	696-2MGT-06	9400-1348	348	27.40	.02
250-2MGT-06	9400-1125	125	9.84	.01	744-2MGT-06	9400-1372	372	29.29	.03
252-2MGT-06	9400-1126	126	9.92	.01	848-2MGT-06	9400-1424	424	33.39	.03
258-2MGT-06	9400-1129	129	10.16	.01	1164-2MGT-06	9400-1582	582	45.83	.04

2mm Pitch — 9mm Wide

Part No.	Product No.	Number of Teeth	Pitch Length (in)	Weight (Lbs.)	Part No.	Product No.	Number of Teeth	Pitch Length (in)	Weight (Lbs.)
100-2MGT-09	9400-2050	50	3.94	.01	186-2MGT-09	9400-2093	93	7.32	.01
112-2MGT-09	9400-2056	56	4.41	.01	192-2MGT-09	9400-2096	96	7.56	.01
124-2MGT-09	9400-2062	62	4.88	.01	200-2MGT-09	9400-2100	100	7.87	.01
126-2MGT-09	9400-2063	63	4.96	.01	202-2MGT-09	9400-2101	101	7.95	.01
134-2MGT-09	9400-2067	67	5.28	.01	210-2MGT-09	9400-2105	105	8.27	.01
136-2MGT-09	9400-2068	68	5.35	.01	212-2MGT-09	9400-2106	106	8.35	.01
140-2MGT-09	9400-2070	70	5.51	.01	216-2MGT-09	9400-2108	108	8.50	.01
152-2MGT-09	9400-2076	76	5.98	.01	220-2MGT-09	9400-2110	110	8.66	.01
158-2MGT-09	9400-2079	79	6.22	.01	232-2MGT-09	9400-2116	116	9.13	.01
160-2MGT-09	9400-2080	80	6.30	.01	236-2MGT-09	9400-2118	118	9.29	.01
164-2MGT-09	9400-2082	82	6.46	.01	240-2MGT-09	9400-2120	120	9.45	.01
166-2MGT-09	9400-2083	83	6.54	.01	250-2MGT-09	9400-2125	125	9.84	.01
168-2MGT-09	9400-2084	84	6.61	.01	252-2MGT-09	9400-2126	126	9.92	.01
172-2MGT-09	9400-2086	86	6.77	.01	258-2MGT-09	9400-2129	129	10.16	.01
180-2MGT-09	9400-2090	90	7.09	.01	278-2MGT-09	9400-2139	139	10.94	.01

POWERGRIP GT3 BELTS

PowerGrip® GT®3 Belts - 2M and 3M

Product No. Series 9400 (continued)

2mm Pitch — 9mm Wide (continued)

Part No.	Product No.	Number of Teeth	Pitch Length (in)	Weight (Lbs.)	Part No.	Product No.	Number of Teeth	Pitch Length (in)	Weight (Lbs.)
280-2MGT-09	9400-2140	140	11.02	.01	456-2MGT-09	9400-2228	228	17.95	.02
300-2MGT-09	9400-2150	150	11.81	.01	470-2MGT-09	9400-2235	235	18.50	.02
320-2MGT-09	9400-2160	160	12.60	.01	474-2MGT-09	9400-2237	237	18.66	.02
322-2MGT-09	9400-2161	161	12.68	.01	488-2MGT-09	9400-2244	244	19.21	.02
332-2MGT-09	9400-2166	166	13.07	.01	504-2MGT-09	9400-2252	252	19.84	.02
346-2MGT-09	9400-2173	173	13.62	.01	528-2MGT-09	9400-2264	264	20.79	.02
350-2MGT-09	9400-2175	175	13.78	.01	552-2MGT-09	9400-2276	276	21.73	.02
364-2MGT-09	9400-2182	182	14.33	.02	576-2MGT-09	9400-2288	288	22.68	.02
370-2MGT-09	9400-2185	185	14.57	.02	600-2MGT-09	9400-2300	300	23.62	.03
380-2MGT-09	9400-2190	190	14.96	.02	640-2MGT-09	9400-2320	320	25.20	.03
386-2MGT-09	9400-2193	193	15.20	.02	696-2MGT-09	9400-2348	348	27.40	.03
400-2MGT-09	9400-2200	200	15.75	.02	744-2MGT-09	9400-2372	372	29.29	.03
406-2MGT-09	9400-2203	203	15.98	.02	848-2MGT-09	9400-2424	424	33.39	.04
420-2MGT-09	9400-2210	210	16.54	.02	1164-2MGT-09	9400-2582	582	45.83	.04

3mm Pitch — 6mm Wide

Part No.	Product No.	Number of Teeth	Pitch Length (in)	Weight (Lbs.)	Part No.	Product No.	Number of Teeth	Pitch Length (in)	Weight (Lbs.)
099-3MGT-06	9400-3033	33	3.90	.01	414-3MGT-06	9400-3138	138	16.30	.02
111-3MGT-06	9400-3037	37	4.37	.01	420-3MGT-06	9400-3140	140	16.54	.02
123-3MGT-06	9400-3041	41	4.84	.01	447-3MGT-06	9400-3149	149	17.60	.02
129-3MGT-06	9400-3043	43	5.08	.01	450-3MGT-06	9400-3150	150	17.72	.02
159-3MGT-06	9400-3053	53	6.26	.01	474-3MGT-06	9400-3158	158	18.66	.02
165-3MGT-06	9400-3055	55	6.50	.01	480-3MGT-06	9400-3160	160	18.90	.02
180-3MGT-06	9400-3060	60	7.09	.01	483-3MGT-06	9400-3161	161	19.02	.02
183-3MGT-06	9400-3061	61	7.20	.01	489-3MGT-06	9400-3163	163	19.25	.02
189-3MGT-06	9400-3063	63	7.44	.01	504-3MGT-06	9400-3168	168	19.84	.02
201-3MGT-06	9400-3067	67	7.91	.01	537-3MGT-06	9400-3179	179	21.14	.02
219-3MGT-06	9400-3073	73	8.62	.01	552-3MGT-06	9400-3184	184	21.73	.02
225-3MGT-06	9400-3075	75	8.86	.01	564-3MGT-06	9400-3188	188	22.20	.02
240-3MGT-06	9400-3080	80	9.45	.01	600-3MGT-06	9400-3200	200	23.62	.02
243-3MGT-06	9400-3081	81	9.57	.01	630-3MGT-06	9400-3210	210	24.80	.02
255-3MGT-06	9400-3085	85	10.04	.01	684-3MGT-06	9400-3228	228	26.93	.03
267-3MGT-06	9400-3089	89	10.51	.01	735-3MGT-06	9400-3245	245	28.94	.03
282-3MGT-06	9400-3094	94	11.10	.01	750-3MGT-06	9400-3250	250	29.53	.03
291-3MGT-06	9400-3097	97	11.46	.01	786-3MGT-06	9400-3262	262	30.94	.03
300-3MGT-06	9400-3100	100	11.81	.01	840-3MGT-06	9400-3280	280	33.07	.03
339-3MGT-06	9400-3113	113	13.35	.01	945-3MGT-06	9400-3315	315	37.20	.03
348-3MGT-06	9400-3116	116	13.70	.01	1050-3MGT-06	9400-3350	350	41.34	.04
357-3MGT-06	9400-3119	119	14.06	.01	1080-3MGT-06	9400-3360	360	42.52	.04
360-3MGT-06	9400-3120	120	14.17	.01	1536-3MGT-06	9400-3512	512	60.47	.06
375-3MGT-06	9400-3125	125	14.76	.02	1587-3MGT-06	9400-3529	529	62.48	.06
393-3MGT-06	9400-3131	131	15.47	.02	2061-3MGT-06	9400-3687	687	81.14	.07

3mm Pitch — 9mm Wide

Part No.	Product No.	Number of Teeth	Pitch Length (in)	Weight (Lbs.)	Part No.	Product No.	Number of Teeth	Pitch Length (in)	Weight (Lbs.)
099-3MGT-09	9400-4033	33	3.90	.01	219-3MGT-09	9400-4073	73	8.62	.01
111-3MGT-09	9400-4037	37	4.37	.01	225-3MGT-09	9400-4075	75	8.86	.01
123-3MGT-09	9400-4041	41	4.84	.01	240-3MGT-09	9400-4080	80	9.45	.01
129-3MGT-09	9400-4043	43	5.08	.01	243-3MGT-09	9400-4081	81	9.57	.01
159-3MGT-09	9400-4053	53	6.26	.01	255-3MGT-09	9400-4085	85	10.04	.01
165-3MGT-09	9400-4055	55	6.50	.01	267-3MGT-09	9400-4089	89	10.51	.01
180-3MGT-09	9400-4060	60	7.09	.01	282-3MGT-09	9400-4094	94	11.10	.02
183-3MGT-09	9400-4061	61	7.20	.01	291-3MGT-09	9400-4097	97	11.46	.02
189-3MGT-09	9400-4063	63	7.44	.01	300-3MGT-09	9400-4100	100	11.81	.02
201-3MGT-09	9400-4067	67	7.91	.01	339-3MGT-09	9400-4113	113	13.35	.02

POWERGRIP GT3 BELTS

PowerGrip® GT®3 Belts - 2M and 3M

Product No. Series 9400 (continued)

3mm Pitch — 9mm Wide (continued)

Part No.	Product No.	Number of Teeth	Pitch Length (in)	Weight (Lbs.)	Part No.	Product No.	Number of Teeth	Pitch Length (in)	Weight (Lbs.)
348-3MGT-09	9400-4116	116	13.70	.02	552-3MGT-09	9400-4184	184	21.73	.03
357-3MGT-09	9400-4119	119	14.06	.02	564-3MGT-09	9400-4188	188	22.20	.03
360-3MGT-09	9400-4120	120	14.17	.02	600-3MGT-09	9400-4200	200	23.62	.03
375-3MGT-09	9400-4125	125	14.76	.02	630-3MGT-09	9400-4210	210	24.80	.03
393-3MGT-09	9400-4131	131	15.47	.02	684-3MGT-09	9400-4228	228	26.93	.04
414-3MGT-09	9400-4138	138	16.30	.02	735-3MGT-09	9400-4245	245	28.94	.04
420-3MGT-09	9400-4140	140	16.54	.02	750-3MGT-09	9400-4250	250	29.53	.04
447-3MGT-09	9400-4149	149	17.60	.02	786-3MGT-09	9400-4262	262	30.94	.04
450-3MGT-09	9400-4150	150	17.72	.02	840-3MGT-09	9400-4280	280	33.07	.04
474-3MGT-09	9400-4158	158	18.66	.02	945-3MGT-09	9400-4315	315	37.20	.05
480-3MGT-09	9400-4160	160	18.90	.03	1050-3MGT-09	9400-4350	350	41.34	.05
483-3MGT-09	9400-4161	161	19.02	.03	1080-3MGT-09	9400-4360	360	42.52	.06
489-3MGT-09	9400-4163	163	19.25	.03	1536-3MGT-09	9400-4512	512	60.47	.08
504-3MGT-09	9400-4168	168	19.84	.03	1587-3MGT-09	9400-4529	529	62.48	.08
537-3MGT-09	9400-4179	179	21.14	.03	2061-3MGT-09	9400-4687	687	81.14	.10

3mm Pitch — 15mm Wide

Part No.	Product No.	Number of Teeth	Pitch Length (in)	Weight (Lbs.)	Part No.	Product No.	Number of Teeth	Pitch Length (in)	Weight (Lbs.)
099-3MGT-15	9400-5033	33	3.90	.01	414-3MGT-15	9400-5138	138	16.30	.04
111-3MGT-15	9400-5037	37	4.37	.01	420-3MGT-15	9400-5140	140	16.54	.04
123-3MGT-15	9400-5041	41	4.84	.01	447-3MGT-15	9400-5149	149	17.60	.04
129-3MGT-15	9400-5043	43	5.08	.02	450-3MGT-15	9400-5150	150	17.72	.04
159-3MGT-15	9400-5053	53	6.26	.02	474-3MGT-15	9400-5158	158	18.66	.04
165-3MGT-15	9400-5055	55	6.50	.02	480-3MGT-15	9400-5160	160	18.90	.04
180-3MGT-15	9400-5060	60	7.09	.02	483-3MGT-15	9400-5161	161	19.02	.04
183-3MGT-15	9400-5061	61	7.20	.02	489-3MGT-15	9400-5163	163	19.25	.04
189-3MGT-15	9400-5063	63	7.44	.02	504-3MGT-15	9400-5168	168	19.84	.04
201-3MGT-15	9400-5067	67	7.91	.02	537-3MGT-15	9400-5179	179	21.14	.04
219-3MGT-15	9400-5073	73	8.62	.02	552-3MGT-15	9400-5184	184	21.73	.04
225-3MGT-15	9400-5075	75	8.86	.02	564-3MGT-15	9400-5188	188	22.20	.04
240-3MGT-15	9400-5080	80	9.45	.02	600-3MGT-15	9400-5200	200	23.62	.05
243-3MGT-15	9400-5081	81	9.57	.02	630-3MGT-15	9400-5210	210	24.80	.06
255-3MGT-15	9400-5085	85	10.04	.02	684-3MGT-15	9400-5228	228	26.93	.06
267-3MGT-15	9400-5089	89	10.51	.02	735-3MGT-15	9400-5245	245	28.94	.07
282-3MGT-15	9400-5094	94	11.10	.03	750-3MGT-15	9400-5250	250	29.53	.07
291-3MGT-15	9400-5097	97	11.46	.03	786-3MGT-15	9400-5262	262	30.94	.07
300-3MGT-15	9400-5100	100	11.81	.03	840-3MGT-15	9400-5280	280	33.07	.08
339-3MGT-15	9400-5113	113	13.35	.03	945-3MGT-15	9400-5315	315	37.20	.09
348-3MGT-15	9400-5116	116	13.70	.03	1050-3MGT-15	9400-5350	350	41.34	.10
357-3MGT-15	9400-5119	119	14.06	.03	1080-3MGT-15	9400-5360	360	42.52	.10
360-3MGT-15	9400-5120	120	14.17	.03	1536-3MGT-15	9400-5512	512	60.47	.15
375-3MGT-15	9400-5125	125	14.76	.03	1587-3MGT-15	9400-5529	529	62.48	.15
393-3MGT-15	9400-5131	131	15.47	.03	2061-3MGT-15	9400-5687	687	81.14	.20

POWERGRIP GT3 BELTS

PowerGrip® GT®3 Belts - 5M

The highest density 5mm rubber belt, the PowerGrip GT3 belt has twice the load carrying capacity of its predecessor HTD®. In addition, less width is required compared to HTD, allowing lighter, more compact drives.

Markets/Applications

PowerGrip GT3 belts are suitable for many applications such as HVAC, office machines, machine tools, hand power tools, postage handling, spindle drives, food processors, sewing machines, robotics, linear and light package conveyor.

Features/Advantages

- **Fiberglass tensile cord** provides high strength, excellent flex life, and high resistance to elongation.
- **Neoprene body** provides protection against grime, grease, oil, and moisture.
- **Nylon tooth facing** provides a durable wear surface for long service life.
- Gates **patented tooth profile** is designed for use with a specific sprocket groove profile. The sprocket groove-belt tooth combination increases capacity, while improving registration.
- PowerGrip GT3 has more tooth ratchet resistance than HTD.
- Eliminates lubrication and re-tensioning reduce maintenance and labor as compared to roller chain drives.
- PowerGrip GT3 belt and GT®2 Sprocket combinations match or exceed the positional accuracy of PowerGrip® Timing belt/pulley systems.

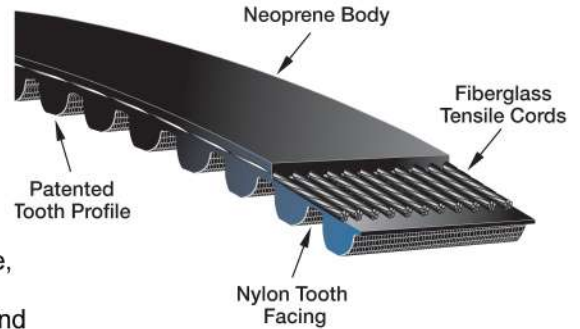
Recommended Sprockets

PowerGrip® GT®2 and Poly Chain® GT® Sprockets

Notes

PowerGrip GT3 part numbers are comprised of pitch, pitch length and width. For example; part number 400-5MGT-09 denotes a 400mm pitch length, 5mm pitch, and 9mm width.

Belt pitch is the distance in millimeters between two adjacent tooth centers as measured on the pitch line of the belt. Belt pitch length is the total length (circumference) in millimeters as measured along the pitch line. The theoretical pitch line of a PowerGrip GT3 belt lies within the tensile member.



Product No. Series 9400

5mm Pitch — 9mm Wide

Part No.	Product No.	Number of Teeth	Pitch Length (in)	Weight (Lbs.)
300-5MGT-09	9400-6060	60	11.81	.03
355-5MGT-09	9400-6071	71	13.98	.03
375-5MGT-09	9400-6075	75	14.76	.03
400-5MGT-09	9400-6080	80	15.75	.03
405-5MGT-09	9400-6081	81	15.95	.03
425-5MGT-09	9400-6085	85	16.73	.03
450-5MGT-09	9400-6090	90	17.72	.04
500-5MGT-09	9400-6100	100	19.69	.04
535-5MGT-09	9400-6107	107	21.06	.04
565-5MGT-09	9400-6113	113	22.24	.04
575-5MGT-09	9400-6115	115	22.64	.04
580-5MGT-09	9400-6116	116	22.83	.05
600-5MGT-09	9400-6120	120	23.62	.05
625-5MGT-09	9400-6125	125	24.61	.05
650-5MGT-09	9400-6130	130	25.59	.05

Part No.	Product No.	Number of Teeth	Pitch Length (in)	Weight (Lbs.)
700-5MGT-09	9400-6140	140	27.56	.06
750-5MGT-09	9400-6150	150	29.53	.06
800-5MGT-09	9400-6160	160	31.50	.06
815-5MGT-09	9400-6163	163	32.09	.06
850-5MGT-09	9400-6170	170	33.46	.06
900-5MGT-09	9400-6180	180	35.43	.07
1000-5MGT-09	9400-6200	200	39.37	.08
1150-5MGT-09	9400-6230	230	45.28	.08
1300-5MGT-09	9400-6260	260	51.18	.10
1450-5MGT-09	9400-6290	290	57.09	.11
1600-5MGT-09	9400-6320	320	62.99	.13
1720-5MGT-09	9400-6344	344	67.72	.13
1755-5MGT-09	9400-6351	351	69.09	.13
2100-5MGT-09	9400-6420	420	82.67	.16

5mm Pitch — 15mm Wide

Part No.	Product No.	Number of Teeth	Pitch Length (in)	Weight (Lbs.)
300-5MGT-15	9400-7060	60	11.81	.04
355-5MGT-15	9400-7071	71	13.98	.04
375-5MGT-15	9400-7075	75	14.76	.05

Part No.	Product No.	Number of Teeth	Pitch Length (in)	Weight (Lbs.)
400-5MGT-15	9400-7080	80	15.75	.05
405-5MGT-15	9400-7081	81	15.95	.05
425-5MGT-15	9400-7085	85	16.73	.05

PowerGrip® GT®3 Belts - 5M

Product No. Series 9400 (continued)

5mm Pitch — 15mm Wide (continued)

Part No.	Product No.	Number of Teeth	Pitch Length (in)	Weight (Lbs.)
450-5MGT-15	9400-7090	90	17.72	.06
500-5MGT-15	9400-7100	100	19.69	.07
535-5MGT-15	9400-7107	107	21.06	.07
565-5MGT-15	9400-7113	113	22.24	.08
575-5MGT-15	9400-7115	115	22.64	.08
580-5MGT-15	9400-7116	116	22.83	.08
600-5MGT-15	9400-7120	120	23.62	.08
625-5MGT-15	9400-7125	125	24.61	.08
650-5MGT-15	9400-7130	130	25.59	.10
700-5MGT-15	9400-7140	140	27.56	.10
750-5MGT-15	9400-7150	150	29.53	.10
800-5MGT-15	9400-7160	160	31.50	.10

Part No.	Product No.	Number of Teeth	Pitch Length (in)	Weight (Lbs.)
815-5MGT-15	9400-7163	163	32.09	.10
850-5MGT-15	9400-7170	170	33.46	.10
900-5MGT-15	9400-7180	180	35.43	.10
1000-5MGT-15	9400-7200	200	39.37	.13
1150-5MGT-15	9400-7230	230	45.28	.15
1300-5MGT-15	9400-7260	260	51.18	.18
1450-5MGT-15	9400-7290	290	57.09	.19
1600-5MGT-15	9400-7320	320	62.99	.20
1720-5MGT-15	9400-7344	344	67.72	.22
1755-5MGT-15	9400-7351	351	69.09	.22
2100-5MGT-15	9400-7420	420	82.68	.27

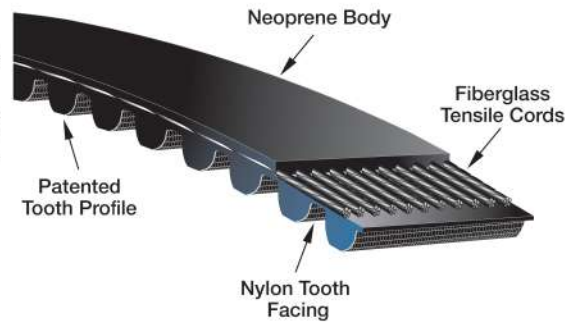
5mm Pitch — 25mm Wide

Part No.	Product No.	Number of Teeth	Pitch Length (in)	Weight (Lbs.)
300-5MGT-25	9400-8060	60	11.81	.07
355-5MGT-25	9400-8071	71	13.98	.08
375-5MGT-25	9400-8075	75	14.76	.08
400-5MGT-25	9400-8080	80	15.75	.08
405-5MGT-25	9400-8081	81	15.95	.08
425-5MGT-25	9400-8085	85	16.73	.08
450-5MGT-25	9400-8090	90	17.72	.10
500-5MGT-25	9400-8100	100	19.69	.10
535-5MGT-25	9400-8107	107	21.06	.10
565-5MGT-25	9400-8113	113	22.24	.10
575-5MGT-25	9400-8115	115	22.64	.10
580-5MGT-25	9400-8116	116	22.83	.10
600-5MGT-25	9400-8120	120	23.62	.10
625-5MGT-25	9400-8125	125	24.61	.10
650-5MGT-25	9400-8130	130	25.59	.15

Part No.	Product No.	Number of Teeth	Pitch Length (in)	Weight (Lbs.)
700-5MGT-25	9400-8140	140	27.56	.15
750-5MGT-25	9400-8150	150	29.53	.15
800-5MGT-25	9400-8160	160	31.50	.15
815-5MGT-25	9400-8163	163	32.09	.20
850-5MGT-25	9400-8170	170	33.46	.20
900-5MGT-25	9400-8180	180	35.43	.20
1000-5MGT-25	9400-8200	200	39.37	.20
1150-5MGT-25	9400-8230	230	45.28	.25
1300-5MGT-25	9400-8260	260	51.18	.30
1450-5MGT-25	9400-8290	290	57.09	.35
1600-5MGT-25	9400-8320	320	62.99	.38
1720-5MGT-25	9400-8344	344	67.72	.40
1755-5MGT-25	9400-8351	351	69.09	.50
2100-5MGT-25	9400-8420	420	82.68	.53

PowerGrip® GT³ Belts - 8M and 14M

Reduce both acquisition costs and transaction costs by designing with PowerGrip GT3. The PowerGrip GT3 belt has two times the rating of competitive RPP® belts, and its predecessors PowerGrip GT and HTD® belts. PowerGrip GT3 drive systems offer the largest selection of belts and sprockets in the industry. At reduced widths, PowerGrip GT3 belts can be used as a direct replacement for most 8mm and 14mm pitch standard rubber RPP and HTD synchronous belts.



Markets/Applications

PowerGrip GT3 belts are suitable for many applications such as HVAC, textile, printing, machine tools, food processing, conveyors, packaging, agriculture, pumps, compressors, centrifuges, laundry, pulp and paper.

Features/Advantages

- **Fiberglass tensile cord** provides high strength, excellent flex life, and high resistance to elongation.
- **Neoprene body** provides protection against grime, grease, oil, and moisture.
- **Nylon tooth facing** provides a durable wear surface for long service life.
- Gates **patented tooth profile** is designed for use with a specific sprocket groove profile. The sprocket groove-belt tooth combination increases capacity, while improving registration.
- PowerGrip GT3 has more tooth ratchet resistance than HTD.
- Eliminates lubrication and re-tensioning reduce maintenance and labor as compared to roller chain drives.
- PowerGrip GT3 ACHE belts are available in 14mm pitch. A single twist cord helps prevent the belt from moving downward on vertical shaft ACHE applications.

Recommended Sprockets

PowerGrip® GT² Sprockets

Notes

8M and 14M PowerGrip GT3 belts are conductive in accordance with ISO 9563. When belt drive systems are located in potentially hazardous environments, safe and reliable dissipation of electrostatic charges is critical - a secondary means of dissipation such as static grounding brushes is recommended.

PowerGrip GT3 part numbers are comprised of pitch, pitch length and width. For example; part number 3150-14MGT-55 denotes a 3150mm pitch length, 14mm pitch and 55mm width.

Belt **pitch** is the distance in millimeters between two adjacent tooth centers as measured on the pitch line of the belt. Belt **pitch length** is the total length (circumference) in millimeters as measured along the pitch line. The theoretical pitch line of a PowerGrip GT3 belt lies within the tensile member.

WARNING: New drive designs must use the PowerGrip GT2 sprockets, because of the high torque capacity of PowerGrip GT3 belts. Do not use HTD or RPP profiled sprockets in new designs. PowerGrip GT3 belts can be used on existing HTD or HT100® sprockets as replacement belts, usually at the next narrowest width.

Product No. Series 9356

8mm Pitch — 12mm Wide

Part No.	Product No.	Number of Teeth	Pitch Length (in)	Weight (Lbs.)	Part No.	Product No.	Number of Teeth	Pitch Length (in)	Weight (Lbs.)
384-8MGT-12	9356-1200	48	15.12	.05	1200-8MGT-12	9356-1216	150	47.24	.16
480-8MGT-12	9356-1201	60	18.90	.06	1224-8MGT-12	9356-1217	153	48.19	.16
560-8MGT-12	9356-1202	70	22.05	.07	1280-8MGT-12	9356-1218	160	50.39	.17
600-8MGT-12	9356-1203	75	23.62	.08	1440-8MGT-12	9356-1219	180	56.69	.18
640-8MGT-12	9356-1204	80	25.20	.09	1512-8MGT-12	9356-1220	189	59.53	.20
720-8MGT-12	9356-1205	90	28.35	.09	1584-8MGT-12	9356-1221	198	62.36	.20
800-8MGT-12	9356-1206	100	31.50	.11	1600-8MGT-12	9356-1222	200	62.99	.21
840-8MGT-12	9356-1207	105	33.07	.11	1760-8MGT-12	9356-1223	220	69.29	.23
880-8MGT-12	9356-1208	110	34.65	.12	1800-8MGT-12	9356-1224	225	70.87	.24
920-8MGT-12	9356-1209	115	36.22	.12	2000-8MGT-12	9356-1225	250	78.74	.26
960-8MGT-12	9356-1210	120	37.80	.13	2200-8MGT-12	9356-1226	275	86.61	.28
1040-8MGT-12	9356-1211	130	40.94	.14	2400-8MGT-12	9356-1227	300	94.49	.30
1064-8MGT-12	9356-1212	133	41.89	.14	2600-8MGT-12	9356-1228	325	102.36	.33
1104-8MGT-12	9356-1213	138	43.46	.15	2800-8MGT-12	9356-1229	350	110.24	.36
1120-8MGT-12	9356-1214	140	44.09	.15	3280-8MGT-12	9356-1230	410	129.13	.41
1160-8MGT-12	9356-1215	145	45.67	.15					

PowerGrip® GT®3 Belts - 8M and 14M

Product No. Series 9356 (continued)

8mm Pitch — 20mm Wide

Part No.	Product No.	Number of Teeth	Pitch Length (in)	Weight (Lbs.)	Part No.	Product No.	Number of Teeth	Pitch Length (in)	Weight (Lbs.)
384-8MGT-20	9356-1021	48	15.12	.09	1224-8MGT-20	9356-1029	153	48.19	.30
480-8MGT-20	9356-9001	60	18.90	.12	1280-8MGT-20	9356-0045	160	50.39	.30
480-8MGT-30	9356-9002	60	18.90	.20	1440-8MGT-20	9356-0049	180	56.69	.35
560-8MGT-20	9356-9005	70	22.05	.15	1512-8MGT-20	9356-1013	189	59.53	.38
576-8MGT-20	9356-1041	72	22.67	.44	1584-8MGT-20	9356-1017	198	62.36	.39
600-8MGT-20	9356-0009	75	23.62	.15	1600-8MGT-20	9356-0053	200	62.99	.40
640-8MGT-20	9356-0013	80	25.20	.16	1760-8MGT-20	9356-0057	220	69.29	.45
720-8MGT-20	9356-0017	90	28.35	.19	1800-8MGT-20	9356-0061	225	70.87	.45
800-8MGT-20	9356-0021	100	31.50	.20	2000-8MGT-20	9356-0065	250	78.74	.51
840-8MGT-20	9356-1025	105	33.07	.20	2200-8MGT-20	9356-1033	275	86.62	.55
880-8MGT-20	9356-0025	110	34.65	.20	2400-8MGT-20	9356-0069	300	94.49	.60
920-8MGT-20	9356-1001	115	36.22	.20	2600-8MGT-20	9356-0077	325	102.36	.65
920-8MGT-30	9356-1002	115	36.22	.35	2600-8MGT-30	9356-0078	325	102.36	.92
960-8MGT-20	9356-0029	120	37.80	.20	2800-8MGT-20	9356-0073	350	110.24	.70
1040-8MGT-20	9356-0033	130	40.94	.25	3048-8MGT-20	9356-0081	381	120.00	.75
1064-8MGT-20	9356-1005	133	41.89	.25	3280-8MGT-20	9356-0085	410	129.13	.84
1104-8MGT-20	9356-1037	138	43.46	.26	3600-8MGT-20	9356-0089	450	141.73	.95
1120-8MGT-20	9356-0037	140	44.09	.26	3600-8MGT-30	9356-0090	450	141.73	1.28
1160-8MGT-20	9356-1009	145	45.67	.25	4400-8MGT-20	9356-0093	550	173.23	1.15
1200-8MGT-20	9356-0041	150	47.24	.30					

8mm Pitch — 30mm Wide

Part No.	Product No.	Number of Teeth	Pitch Length (in)	Weight (Lbs.)	Part No.	Product No.	Number of Teeth	Pitch Length (in)	Weight (Lbs.)
384-8MGT-30	9356-1022	48	15.12	.50	1224-8MGT-30	9356-1030	153	48.19	.45
560-8MGT-30	9356-9006	70	22.05	.20	1280-8MGT-30	9356-0046	160	50.39	.45
576-8MGT-30	9356-1043	72	22.67	1.20	1440-8MGT-30	9356-0050	180	56.69	.52
600-8MGT-30	9356-0010	75	23.62	.21	1512-8MGT-30	9356-1014	189	59.53	.55
640-8MGT-30	9356-0014	80	25.20	.24	1584-8MGT-30	9356-1018	198	62.36	.60
720-8MGT-30	9356-0018	90	28.35	.25	1600-8MGT-30	9356-0054	200	62.99	.60
800-8MGT-30	9356-0022	100	31.50	.25	1760-8MGT-30	9356-0058	220	69.29	.65
840-8MGT-30	9356-1026	105	33.07	.30	1800-8MGT-30	9356-0062	225	70.87	.65
880-8MGT-30	9356-0026	110	34.65	.30	2000-8MGT-30	9356-0066	250	78.74	.70
960-8MGT-30	9356-0030	120	37.80	.35	2200-8MGT-30	9356-1034	275	86.61	.80
1040-8MGT-30	9356-0034	130	40.94	.35	2400-8MGT-30	9356-0070	300	94.49	.89
1064-8MGT-30	9356-1006	133	41.89	.40	2800-8MGT-30	9356-0074	350	110.24	1.00
1104-8MGT-30	9356-1038	138	43.46	.46	3048-8MGT-30	9356-0082	381	120.00	1.20
1120-8MGT-30	9356-0038	140	44.09	.40	3280-8MGT-30	9356-0086	410	129.13	1.16
1160-8MGT-30	9356-1010	145	45.67	.45	4400-8MGT-30	9356-0094	550	173.23	1.70
1200-8MGT-30	9356-0042	150	47.24	.45					

8mm Pitch — 50mm Wide

Part No.	Product No.	Number of Teeth	Pitch Length (in)	Weight (Lbs.)	Part No.	Product No.	Number of Teeth	Pitch Length (in)	Weight (Lbs.)
384-8MGT-50	9356-1023	48	15.12	.20	1064-8MGT-50	9356-1007	133	41.89	.65
480-8MGT-50	9356-9003	60	18.90	.30	1104-8MGT-50	9356-1039	138	43.46	.65
560-8MGT-50	9356-9007	70	22.05	.32	1120-8MGT-50	9356-0039	140	44.09	.65
576-8MGT-50	9356-1042	72	22.67	.72	1160-8MGT-50	9356-1011	145	45.67	.70
600-8MGT-50	9356-0011	75	23.62	.35	1200-8MGT-50	9356-0043	150	47.24	.75
640-8MGT-50	9356-0015	80	25.20	.40	1224-8MGT-50	9356-1031	153	48.19	.75
720-8MGT-50	9356-0019	90	28.35	.44	1280-8MGT-50	9356-0047	160	50.39	.75
800-8MGT-50	9356-0023	100	31.50	.50	1440-8MGT-50	9356-0051	180	56.69	.90
840-8MGT-50	9356-1027	105	33.07	.50	1512-8MGT-50	9356-1015	189	59.53	.95
880-8MGT-50	9356-0027	110	34.65	.55	1584-8MGT-50	9356-1019	198	62.36	1.00
920-8MGT-50	9356-1003	115	36.22	.60	1600-8MGT-50	9356-0055	200	62.99	1.00
960-8MGT-50	9356-0031	120	37.80	.60	1760-8MGT-50	9356-0059	220	69.29	1.10
1040-8MGT-50	9356-0035	130	40.94	.65	1800-8MGT-50	9356-0063	225	70.87	1.10

POWERGRIP GT3 BELTS

PowerGrip® GT®3 Belts - 8M and 14M

Product No. Series 9356 (continued)

8mm Pitch — 50mm Wide (continued)

Part No.	Product No.	Number of Teeth	Pitch Length (in)	Weight (Lbs.)
2000-8MGT-50	9356-0067	250	78.74	1.23
2200-8MGT-50	9356-1035	275	86.61	1.35
2400-8MGT-50	9356-0071	300	94.49	1.50
2600-8MGT-50	9356-0079	325	102.36	1.60
2800-8MGT-50	9356-0075	350	110.24	1.70

Part No.	Product No.	Number of Teeth	Pitch Length (in)	Weight (Lbs.)
3048-8MGT-50	9356-0083	381	120.00	1.90
3280-8MGT-50	9356-0087	410	129.13	2.00
3600-8MGT-50	9356-0091	450	141.73	2.35
4400-8MGT-50	9356-0095	550	173.23	2.75

8mm Pitch — 85mm Wide

Part No.	Product No.	Number of Teeth	Pitch Length (in)	Weight (Lbs.)
384-8MGT-85	9356-1024	48	15.12	.40
480-8MGT-85	9356-9004	60	18.90	.50
560-8MGT-85	9356-9008	70	22.05	.55
576-8MGT-85	9356-1044	72	22.67	2.04
600-8MGT-85	9356-0012	75	23.62	.65
640-8MGT-85	9356-0016	80	25.20	.70
720-8MGT-85	9356-0020	90	28.35	.75
800-8MGT-85	9356-0024	100	31.50	.85
840-8MGT-85	9356-1028	105	33.07	.90
880-8MGT-85	9356-0028	110	34.65	.95
920-8MGT-85	9356-1004	115	36.22	1.00
960-8MGT-85	9356-0032	120	37.80	.95
1040-8MGT-85	9356-0036	130	40.94	1.10
1064-8MGT-85	9356-1008	133	41.89	1.05
1104-8MGT-85	9356-1040	138	43.46	1.30
1120-8MGT-85	9356-0040	140	44.09	1.20
1160-8MGT-85	9356-1012	146	45.83	1.20
1200-8MGT-85	9356-0044	150	47.24	1.25

Part No.	Product No.	Number of Teeth	Pitch Length (in)	Weight (Lbs.)
1224-8MGT-85	9356-1032	153	48.19	1.30
1280-8MGT-85	9356-0048	160	50.39	1.32
1440-8MGT-85	9356-0052	180	56.69	1.55
1512-8MGT-85	9356-1016	189	59.53	1.60
1584-8MGT-85	9356-1020	198	62.36	1.65
1600-8MGT-85	9356-0056	200	62.99	1.75
1760-8MGT-85	9356-0060	220	69.29	1.90
1800-8MGT-85	9356-0064	225	70.87	1.95
2000-8MGT-85	9356-0068	250	78.74	2.10
2200-8MGT-85	9356-1036	275	86.61	2.30
2400-8MGT-85	9356-0072	300	94.49	2.50
2600-8MGT-85	9356-0080	325	102.36	2.80
2800-8MGT-85	9356-0076	350	110.24	3.00
3048-8MGT-85	9356-0084	381	120.00	3.35
3280-8MGT-85	9356-0088	410	129.13	3.65
3600-8MGT-85	9356-0092	450	141.73	3.90
4400-8MGT-85	9356-0096	550	173.23	4.80

14mm Pitch — 40mm Wide

Part No.	Product No.	Number of Teeth	Pitch Length (in)	Weight (Lbs.)
966-14MGT-40	9356-0100	69	38.03	.17
1190-14MGT-40	9356-0105	85	46.85	1.50
1400-14MGT-40	9356-0110	100	55.12	1.65
1610-14MGT-40	9356-0115	115	63.39	.28
1778-14MGT-40	9356-0120	127	70.00	1.95
1890-14MGT-40	9356-0125	135	74.41	2.05
2100-14MGT-40	9356-0130	150	82.68	2.35
2310-14MGT-40	9356-0135	165	90.94	.40
2450-14MGT-40	9356-0140	175	96.46	2.55
2590-14MGT-40	9356-0145	185	101.97	.45
2800-14MGT-40	9356-0150	200	110.24	2.80

Part No.	Product No.	Number of Teeth	Pitch Length (in)	Weight (Lbs.)
3150-14MGT-40	9356-0155	225	124.02	3.10
3360-14MGT-40	9356-0180	240	132.28	2.73
3500-14MGT-40	9356-0160	250	137.80	3.50
3850-14MGT-40	9356-0165	275	151.57	3.80
4326-14MGT-40	9356-0170	309	170.31	3.52
4578-14MGT-40	9356-0175	327	180.24	3.79
4956-14MGT-40	9356-0185	354	195.12	5.20
5320-14MGT-40	9356-0190	380	209.45	4.40
5740-14MGT-40	9356-0195	410	225.98	4.70
6160-14MGT-40	9356-0200	440	242.52	5.00
6860-14MGT-40	9356-0205	490	270.08	5.60

14mm Pitch — 55mm Wide

Part No.	Product No.	Number of Teeth	Pitch Length (in)	Weight (Lbs.)
966-14MGT-55	9356-0101	69	38.03	1.60
1190-14MGT-55	9356-0106	85	46.85	1.90
1400-14MGT-55	9356-0111	100	55.12	2.10
1610-14MGT-55	9356-0116	115	63.39	.38
1778-14MGT-55	9356-0121	127	70.00	2.55
1890-14MGT-55	9356-0126	135	74.41	2.70
2100-14MGT-55	9356-0131	150	82.68	2.95
2310-14MGT-55	9356-0136	165	90.94	.55
2450-14MGT-55	9356-0141	175	96.46	.58
2590-14MGT-55	9356-0146	185	101.97	.61

Part No.	Product No.	Number of Teeth	Pitch Length (in)	Weight (Lbs.)
2800-14MGT-55	9356-0151	200	110.24	3.70
3150-14MGT-55	9356-0156	225	124.02	4.10
3360-14MGT-55	9356-0181	240	132.28	3.72
3500-14MGT-55	9356-0161	250	137.80	4.60
3850-14MGT-55	9356-0166	275	151.57	5.00
4326-14MGT-55	9356-0171	309	170.31	6.30
4578-14MGT-55	9356-0176	327	180.24	5.40
4956-14MGT-55	9356-0186	354	195.12	5.53
5320-14MGT-55	9356-0191	380	209.45	5.95
5740-14MGT-55	9356-0196	410	225.98	8.15

POWERGRIP GT3 BELTS

PowerGrip® GT®3 Belts - 8M and 14M

Product No. Series 9356 (continued)

14mm Pitch — 55mm Wide (continued)

Part No.	Product No.	Number of Teeth	Pitch Length (in)	Weight (Lbs.)	Part No.	Product No.	Number of Teeth	Pitch Length (in)	Weight (Lbs.)
6160-14MGT-55	9356-0201	440	242.52	6.90	6860-14MGT-55	9356-0206	490	270.08	9.30

14mm Pitch — 85mm Wide

Part No.	Product No.	Number of Teeth	Pitch Length (in)	Weight (Lbs.)	Part No.	Product No.	Number of Teeth	Pitch Length (in)	Weight (Lbs.)
966-14MGT-85	9356-0102	69	38.03	.35	3150-14MGT-85	9356-0157	225	124.02	6.90
1190-14MGT-85	9356-0107	85	46.85	3.35	3360-14MGT-85	9356-0182	240	132.28	5.86
1400-14MGT-85	9356-0112	100	55.12	3.75	3500-14MGT-85	9356-0162	250	137.80	7.40
1610-14MGT-85	9356-0117	115	63.39	.59	3850-14MGT-85	9356-0167	275	151.57	8.00
1778-14MGT-85	9356-0122	127	70.00	4.50	4326-14MGT-85	9356-0172	309	170.31	7.46
1890-14MGT-85	9356-0127	135	74.41	4.65	4578-14MGT-85	9356-0177	327	180.24	7.90
2100-14MGT-85	9356-0132	150	82.68	5.00	4956-14MGT-85	9356-0187	354	195.12	8.55
2310-14MGT-85	9356-0137	165	90.94	.84	5320-14MGT-85	9356-0192	380	209.45	10.88
2450-14MGT-85	9356-0142	175	96.46	.89	5740-14MGT-85	9356-0197	410	225.98	9.90
2590-14MGT-85	9356-0147	185	101.97	.95	6160-14MGT-85	9356-0202	440	242.52	10.63
2800-14MGT-85	9356-0152	200	110.24	6.20	6860-14MGT-85	9356-0207	490	270.08	14.30

14mm Pitch — 115mm Wide

Part No.	Product No.	Number of Teeth	Pitch Length (in)	Weight (Lbs.)	Part No.	Product No.	Number of Teeth	Pitch Length (in)	Weight (Lbs.)
966-14MGT-115	9356-0103	69	38.03	.47	3360-14MGT-115	9356-0183	240	132.28	7.83
1190-14MGT-115	9356-0108	85	46.85	4.00	3500-14MGT-115	9356-0163	250	137.80	10.00
1400-14MGT-115	9356-0113	100	55.12	4.65	3850-14MGT-115	9356-0168	275	151.57	10.75
1610-14MGT-115	9356-0118	115	63.39	.79	4326-14MGT-115	9356-0173	309	170.31	10.14
1778-14MGT-115	9356-0123	127	70.00	5.55	4578-14MGT-115	9356-0178	327	180.24	10.70
1890-14MGT-115	9356-0128	135	74.41	5.90	4956-14MGT-115	9356-0188	354	195.12	11.60
2100-14MGT-115	9356-0133	150	82.68	6.25	4956-14MGT-170	9356-0189	354	195.12	17.09
2310-14MGT-115	9356-0138	165	90.94	1.14	5320-14MGT-115	9356-0193	380	209.45	12.63
2450-14MGT-115	9356-0143	175	96.46	1.21	5740-14MGT-115	9356-0198	410	225.98	13.40
2590-14MGT-115	9356-0148	185	101.97	1.28	6160-14MGT-115	9356-0203	440	242.52	16.84
2800-14MGT-115	9356-0153	200	110.24	8.10	6860-14MGT-115	9356-0208	490	270.08	17.08
3150-14MGT-115	9356-0158	225	124.02	8.75					

14mm Pitch — 170mm Wide

Part No.	Product No.	Number of Teeth	Pitch Length (in)	Weight (Lbs.)	Part No.	Product No.	Number of Teeth	Pitch Length (in)	Weight (Lbs.)
966-14MGT-170	9356-0104	69	38.03	.70	3150-14MGT-170	9356-0159	225	124.02	11.00
1190-14MGT-170	9356-0109	85	46.85	4.08	3360-14MGT-170	9356-0184	240	132.28	11.60
1400-14MGT-170	9356-0114	100	55.12	5.10	3500-14MGT-170	9356-0164	250	137.80	12.50
1610-14MGT-170	9356-0119	115	63.39	1.17	3850-14MGT-170	9356-0169	275	151.57	14.00
1778-14MGT-170	9356-0124	127	70.00	6.50	4326-14MGT-170	9356-0174	309	170.31	17.50
1890-14MGT-170	9356-0129	135	74.41	7.00	4578-14MGT-170	9356-0179	327	180.24	15.60
2100-14MGT-170	9356-0134	150	82.68	7.35	5320-14MGT-170	9356-0194	380	209.45	18.40
2310-14MGT-170	9356-0139	165	90.94	1.68	5740-14MGT-170	9356-0199	410	225.98	21.12
2450-14MGT-170	9356-0144	175	96.46	1.79	6160-14MGT-170	9356-0204	440	242.52	22.67
2590-14MGT-170	9356-0149	185	101.97	1.89	6860-14MGT-170	9356-0209	490	270.08	23.70
2800-14MGT-170	9356-0154	200	110.24	9.50					

14mm Pitch PowerGrip® GT®3 ACHE Belts — 40, 55 and 85mm Wide

Part No.	Product No.	Number of Teeth	Pitch Length (in)	Weight (Lbs.)	Part No.	Product No.	Number of Teeth	Pitch Length (in)	Weight (Lbs.)
3150-14MGT-40F	9356-0589	225	124.01	3.65	3360-14MGT-40F	9356-0590	240	132.28	3.90
3150-14MGT-55F	9356-0593	225	124.01	3.80	3360-14MGT-55F	9356-0594	240	132.28	4.20
3150-14MGT-85F	9356-0597	225	124.01	6.00	3360-14MGT-85F	9356-0598	240	132.28	6.40

POWERGRIP GT3 BELTS

PowerGrip® GT®3 Belts - 8M and 14M

Product No. Series 9356 *(continued)*

14mm Pitch PowerGrip® GT®3 ACHE Belts — 40, 55 and 85mm Wide *(continued)*

Part No.	Product No.	Number of Teeth	Pitch Length (in)	Weight (Lbs.)	Part No.	Product No.	Number of Teeth	Pitch Length (in)	Weight (Lbs.)
3500-14MGT-40F	9356-0591	250	137.79	4.00	3850-14MGT-40F	9356-0592	275	151.57	4.30
3500-14MGT-55F	9356-0595	250	137.79	4.50	3850-14MGT-55F	9356-0596	275	151.57	5.20
3500-14MGT-85F	9356-0599	250	137.79	6.50	3850-14MGT-85F	9356-0600	275	151.57	7.00

PowerGrip® HTD® Belts

PowerGrip HTD belts have a larger, more robust tooth profile for increased capacity, as compared to timing belts.

Markets/Applications

PowerGrip HTD belts are suitable for many applications including data storage, hand power tools, postage handling, food processors, office machines, centrifuges, money handling, medical diagnostic, sewing machines, ticket dispensers, robotics, vending machines and vacuum cleaners.

Features/Advantages

- **Fiberglass tensile cord** provides high strength, excellent flex life, and high resistance to elongation.
- **Neoprene body** provides protection against grime, grease, oil, and moisture.
- **Nylon tooth facing** provides a durable wear surface for long service life.
- Thirty percent increase in horsepower ratings, as compared to traditional timing belts.
- Eliminates lubrication and re-tensioning to reduce maintenance and labor required on drives.

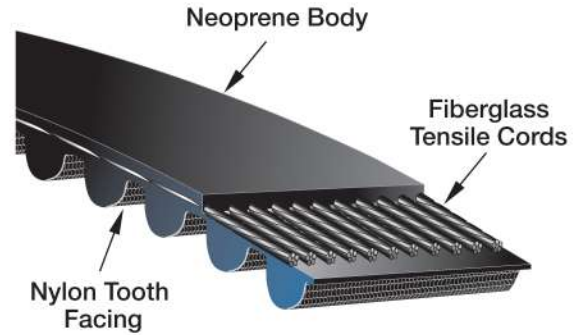
Recommended Sprockets

PowerGrip® HTD® Sprockets

Notes

PowerGrip HTD part numbers are comprised of pitch, pitch length and width. For example; part number 900-3M-15 denotes a 900mm pitch length, 3mm pitch and 15mm width.

Belt **pitch** is the distance in millimeters between two adjacent tooth centers as measured on the pitch line of the belt. Belt **pitch length** is the total length (circumference) in millimeters as measured along the pitch line. The theoretical pitch line of a PowerGrip HTD belt lies within the tensile member.



Product No. Series 9293

3mm Pitch — 6mm Wide

Part No.	Product No.	Number of Teeth	Pitch Length (in)	Weight (Lbs.)	Part No.	Product No.	Number of Teeth	Pitch Length (in)	Weight (Lbs.)
87-3M-06	9293-2000	29	3.43	.01	240-3M-06	9293-0308	80	9.45	.01
102-3M-06	9293-2001	34	4.02	.01	246-3M-06	9293-2020	82	9.69	.01
105-3M-06	9293-2002	35	4.13	.01	252-3M-06	9293-0309	84	9.92	.01
111-3M-06	9293-2003	37	4.37	.01	255-3M-06	9293-0310	85	10.04	.01
123-3M-06	9293-2004	41	4.84	.01	258-3M-06	9293-2021	86	10.16	.01
144-3M-06	9293-2005	48	5.67	.01	261-3M-06	9293-2022	87	10.28	.01
147-3M-06	9293-2006	49	5.79	.01	264-3M-06	9293-2023	88	10.39	.01
150-3M-06	9293-0300	50	5.91	.01	267-3M-06	9293-0311	89	10.51	.01
156-3M-06	9293-2007	52	6.14	.01	276-3M-06	9293-2024	92	10.87	.01
159-3M-06	9293-0301	53	6.26	.01	282-3M-06	9293-2025	94	11.10	.01
165-3M-06	9293-2008	55	6.50	.01	285-3M-06	9293-0312	95	11.22	.01
168-3M-06	9293-0302	56	6.61	.01	288-3M-06	9293-2026	96	11.34	.01
174-3M-06	9293-2009	58	6.85	.01	291-3M-06	9293-2027	97	11.46	.01
177-3M-06	9293-0303	59	6.97	.01	297-3M-06	9293-2028	99	11.69	.01
180-3M-06	9293-2010	60	7.09	.01	300-3M-06	9293-0313	100	11.81	.01
183-3M-06	9293-2011	61	7.20	.01	312-3M-06	9293-0314	104	12.28	.01
189-3M-06	9293-0304	63	7.44	.01	315-3M-06	9293-2029	105	12.40	.01
195-3M-06	9293-2012	65	7.68	.01	318-3M-06	9293-0315	106	12.52	.01
201-3M-06	9293-0305	67	7.91	.01	324-3M-06	9293-2030	108	12.76	.01
204-3M-06	9293-2013	68	8.03	.01	330-3M-06	9293-2031	110	12.99	.01
207-3M-06	9293-2014	69	8.15	.01	333-3M-06	9293-2032	111	13.11	.01
213-3M-06	9293-0306	71	8.39	.01	336-3M-06	9293-2033	112	13.23	.01
216-3M-06	9293-2015	72	8.50	.01	339-3M-06	9293-0316	113	13.35	.01
222-3M-06	9293-2016	74	8.74	.01	345-3M-06	9293-2034	115	13.58	.01
225-3M-06	9293-0307	75	8.86	.01	357-3M-06	9293-0317	119	14.06	.01
228-3M-06	9293-2017	76	8.98	.01	360-3M-06	9293-2035	120	14.17	.01
234-3M-06	9293-2018	78	9.21	.01	363-3M-06	9293-0318	121	14.29	.01
237-3M-06	9293-2019	79	9.33	.01	366-3M-06	9293-2036	122	14.41	.01

PowerGrip® HTD® Belts

Product No. Series 9293 (continued)

3mm Pitch — 6mm Wide (continued)

Part No.	Product No.	Number of Teeth	Pitch Length (in)	Weight (Lbs.)	Part No.	Product No.	Number of Teeth	Pitch Length (in)	Weight (Lbs.)
369-3M-06	9293-2037	123	14.53	.01	612-3M-06	9293-2068	204	24.09	.02
381-3M-06	9293-2038	127	15.00	.02	627-3M-06	9293-2069	209	24.69	.02
384-3M-06	9293-0319	128	15.12	.02	633-3M-06	9293-0331	211	24.92	.02
387-3M-06	9293-2039	129	15.24	.02	639-3M-06	9293-2070	213	25.16	.02
390-3M-06	9293-0320	130	15.35	.02	645-3M-06	9293-2071	215	25.39	.02
396-3M-06	9293-2040	132	15.59	.02	648-3M-06	9293-2072	216	25.51	.02
399-3M-06	9293-0321	133	15.71	.02	654-3M-06	9293-2073	218	25.75	.02
405-3M-06	9293-2041	135	15.94	.02	657-3M-06	9293-2074	219	25.87	.02
411-3M-06	9293-2042	137	16.18	.02	663-3M-06	9293-2075	221	26.10	.02
417-3M-06	9293-2043	139	16.42	.02	669-3M-06	9293-0332	223	26.34	.02
420-3M-06	9293-0322	140	16.54	.02	684-3M-06	9293-2076	228	26.93	.03
426-3M-06	9293-2044	142	16.77	.02	687-3M-06	9293-2077	229	27.05	.02
432-3M-06	9293-2045	144	17.01	.02	696-3M-06	9293-2078	232	27.40	.03
435-3M-06	9293-2046	145	17.13	.02	711-3M-06	9293-0333	237	27.99	.03
438-3M-06	9293-2047	146	17.24	.02	735-3M-06	9293-2079	245	28.94	.03
444-3M-06	9293-2048	148	17.48	.02	738-3M-06	9293-2080	246	29.06	.03
447-3M-06	9293-0323	149	17.60	.02	753-3M-06	9293-0334	251	29.65	.03
459-3M-06	9293-2049	153	18.07	.02	795-3M-06	9293-0335	265	31.30	.03
468-3M-06	9293-2050	156	18.43	.02	822-3M-06	9293-2081	274	32.36	.03
471-3M-06	9293-2051	157	18.54	.02	837-3M-06	9293-2082	279	32.95	.03
474-3M-06	9293-0324	158	18.66	.02	843-3M-06	9293-0336	281	33.19	.03
480-3M-06	9293-2052	160	18.90	.02	873-3M-06	9293-2083	291	34.37	.03
486-3M-06	9293-0325	162	19.13	.02	882-3M-06	9293-0337	294	34.72	.03
489-3M-06	9293-2053	163	19.25	.02	891-3M-06	9293-2084	297	35.08	.03
492-3M-06	9293-2054	164	19.37	.02	900-3M-06	9293-2085	300	35.43	.03
501-3M-06	9293-0326	167	19.72	.02	915-3M-06	9293-2086	305	36.02	.03
510-3M-06	9293-2055	170	20.08	.02	945-3M-06	9293-0338	315	37.20	.03
513-3M-06	9293-0327	171	20.20	.02	951-3M-06	9293-2087	317	37.44	.04
519-3M-06	9293-2056	173	20.43	.02	981-3M-06	9293-2088	327	38.62	.04
525-3M-06	9293-2057	175	20.67	.02	1002-3M-06	9293-0339	334	39.45	.04
528-3M-06	9293-2058	176	20.79	.02	1026-3M-06	9293-2089	342	40.39	.04
531-3M-06	9293-0328	177	20.91	.02	1035-3M-06	9293-2090	345	40.75	.04
537-3M-06	9293-2059	179	21.14	.02	1062-3M-06	9293-0340	354	41.81	.04
558-3M-06	9293-2060	186	21.97	.02	1125-3M-06	9293-0341	375	44.29	.04
564-3M-06	9293-0329	188	22.20	.02	1155-3M-06	9293-2091	385	45.47	.04
570-3M-06	9293-2061	190	22.44	.02	1191-3M-06	9293-0342	397	46.89	.04
576-3M-06	9293-2062	192	22.68	.02	1263-3M-06	9293-0343	421	49.72	.04
585-3M-06	9293-2063	195	23.03	.02	1500-3M-06	9293-2092	500	59.06	.05
591-3M-06	9293-2064	197	23.27	.02	1512-3M-06	9293-2093	504	59.53	.05
597-3M-06	9293-0330	199	23.50	.02	1587-3M-06	9293-2094	529	62.48	.05
600-3M-06	9293-2065	200	23.62	.02	1956-3M-06	9293-2095	652	77.01	.07
606-3M-06	9293-2066	202	23.86	.02	2004-3M-06	9293-2096	668	78.90	.07
609-3M-06	9293-2067	203	23.98	.02					

3mm Pitch — 9mm Wide

Part No.	Product No.	Number of Teeth	Pitch Length (in)	Weight (Lbs.)	Part No.	Product No.	Number of Teeth	Pitch Length (in)	Weight (Lbs.)
87-3M-09	9293-2200	29	3.43	.01	168-3M-09	9293-0346	56	6.61	.01
102-3M-09	9293-2201	34	4.02	.01	174-3M-09	9293-2209	58	6.85	.01
105-3M-09	9293-2202	35	4.13	.01	177-3M-09	9293-0347	59	6.97	.01
111-3M-09	9293-2203	37	4.37	.01	180-3M-09	9293-2210	60	7.09	.01
123-3M-09	9293-2204	41	4.84	.01	183-3M-09	9293-2211	61	7.20	.01
144-3M-09	9293-2205	48	5.67	.01	189-3M-09	9293-0348	63	7.44	.01
147-3M-09	9293-2206	49	5.79	.01	195-3M-09	9293-2212	65	7.68	.01
150-3M-09	9293-0344	50	5.91	.01	201-3M-09	9293-0349	67	7.91	.01
156-3M-09	9293-2207	52	6.14	.01	204-3M-09	9293-2213	68	8.03	.01
159-3M-09	9293-0345	53	6.26	.01	207-3M-09	9293-2214	69	8.15	.01
165-3M-09	9293-2208	55	6.50	.01	213-3M-09	9293-0350	71	8.39	.01

POWERGRIP HTD BELTS

PowerGrip® HTD® Belts

Product No. Series 9293 (continued)

3mm Pitch — 9mm Wide (continued)

Part No.	Product No.	Number of Teeth	Pitch Length (in)	Weight (Lbs.)	Part No.	Product No.	Number of Teeth	Pitch Length (in)	Weight (Lbs.)
216-3M-09	9293-2215	72	8.50	.01	510-3M-09	9293-2255	170	20.08	.03
222-3M-09	9293-2216	74	8.74	.01	513-3M-09	9293-0371	171	20.20	.03
225-3M-09	9293-0351	75	8.86	.01	519-3M-09	9293-2256	173	20.43	.03
228-3M-09	9293-2217	76	8.98	.01	525-3M-09	9293-2257	175	20.67	.03
234-3M-09	9293-2218	78	9.21	.01	528-3M-09	9293-2258	176	20.79	.03
237-3M-09	9293-2219	79	9.33	.01	531-3M-09	9293-0372	177	20.91	.03
240-3M-09	9293-0352	80	9.45	.01	537-3M-09	9293-2259	179	21.14	.03
246-3M-09	9293-2220	82	9.69	.01	558-3M-09	9293-2260	186	21.97	.03
252-3M-09	9293-0353	84	9.92	.01	564-3M-09	9293-0373	188	22.20	.03
255-3M-09	9293-0354	85	10.04	.02	570-3M-09	9293-2261	190	22.44	.03
258-3M-09	9293-2221	86	10.16	.02	576-3M-09	9293-2262	192	22.68	.03
261-3M-09	9293-2222	87	10.28	.02	585-3M-09	9293-2263	195	23.03	.03
264-3M-09	9293-2223	88	10.39	.02	591-3M-09	9293-2264	197	23.27	.03
267-3M-09	9293-0355	89	10.51	.02	597-3M-09	9293-0374	199	23.50	.03
276-3M-09	9293-2224	92	10.87	.02	600-3M-09	9293-2265	200	23.62	.03
282-3M-09	9293-2225	94	11.10	.02	606-3M-09	9293-2266	202	23.86	.04
285-3M-09	9293-0356	95	11.22	.02	609-3M-09	9293-2267	203	23.98	.04
288-3M-09	9293-2226	96	11.34	.02	612-3M-09	9293-2268	204	24.09	.04
291-3M-09	9293-2227	97	11.46	.02	627-3M-09	9293-2269	209	24.69	.04
297-3M-09	9293-2228	99	11.69	.02	633-3M-09	9293-0375	211	24.92	.04
300-3M-09	9293-0357	100	11.81	.02	639-3M-09	9293-2270	213	25.16	.04
312-3M-09	9293-0358	104	12.28	.02	645-3M-09	9293-2271	215	25.39	.04
315-3M-09	9293-2229	105	12.40	.02	648-3M-09	9293-2272	216	25.51	.04
318-3M-09	9293-0359	106	12.52	.02	654-3M-09	9293-2273	218	25.75	.04
324-3M-09	9293-2230	108	12.76	.02	657-3M-09	9293-2274	219	25.87	.04
330-3M-09	9293-2231	110	12.99	.02	663-3M-09	9293-2275	221	26.10	.04
333-3M-09	9293-2232	111	13.11	.02	669-3M-09	9293-0376	223	26.34	.04
336-3M-09	9293-2233	112	13.23	.02	684-3M-09	9293-2276	228	26.93	.04
339-3M-09	9293-0360	113	13.35	.02	687-3M-09	9293-2277	229	27.05	.04
345-3M-09	9293-2234	115	13.58	.02	696-3M-09	9293-2278	232	27.40	.04
357-3M-09	9293-0361	119	14.06	.02	711-3M-09	9293-0377	237	27.99	.04
360-3M-09	9293-2235	120	14.17	.02	735-3M-09	9293-2279	245	28.94	.04
363-3M-09	9293-0362	121	14.29	.02	738-3M-09	9293-2280	246	29.06	.04
366-3M-09	9293-2236	122	14.41	.02	753-3M-09	9293-0378	251	29.65	.04
369-3M-09	9293-2237	123	14.53	.02	795-3M-09	9293-0379	265	31.30	.04
381-3M-09	9293-2238	127	15.00	.02	822-3M-09	9293-2281	274	32.36	.05
384-3M-09	9293-0363	128	15.12	.02	837-3M-09	9293-2282	279	32.95	.05
387-3M-09	9293-2239	129	15.24	.02	843-3M-09	9293-0380	281	33.19	.05
390-3M-09	9293-0364	130	15.35	.02	873-3M-09	9293-2283	291	34.37	.05
396-3M-09	9293-2240	132	15.59	.02	882-3M-09	9293-0381	294	34.72	.05
399-3M-09	9293-0365	133	15.71	.02	891-3M-09	9293-2284	297	35.08	.05
405-3M-09	9293-2241	135	15.94	.02	900-3M-09	9293-2285	300	35.43	.05
411-3M-09	9293-2242	137	16.18	.02	915-3M-09	9293-2286	305	36.02	.05
417-3M-09	9293-2243	139	16.42	.02	945-3M-09	9293-0382	315	37.20	.05
420-3M-09	9293-0366	140	16.54	.02	951-3M-09	9293-2287	317	37.44	.05
426-3M-09	9293-2244	142	16.77	.02	981-3M-09	9293-2288	327	38.62	.05
432-3M-09	9293-2245	144	17.01	.02	1002-3M-09	9293-0383	334	39.45	.05
435-3M-09	9293-2246	145	17.13	.02	1026-3M-09	9293-2289	342	40.39	.05
438-3M-09	9293-2247	146	17.24	.03	1035-3M-09	9293-2290	345	40.75	.05
444-3M-09	9293-2248	148	17.48	.03	1062-3M-09	9293-0384	354	41.81	.05
447-3M-09	9293-0367	149	17.60	.03	1125-3M-09	9293-0385	375	44.29	.06
459-3M-09	9293-2249	153	18.07	.03	1155-3M-09	9293-2291	385	45.47	.06
468-3M-09	9293-2250	156	18.43	.03	1191-3M-09	9293-0386	397	46.89	.06
471-3M-09	9293-2251	157	18.54	.03	1263-3M-09	9293-0387	421	49.72	.07
474-3M-09	9293-0368	158	18.66	.03	1500-3M-09	9293-2292	500	59.06	.08
480-3M-09	9293-2252	160	18.90	.03	1512-3M-09	9293-2293	504	59.53	.08
486-3M-09	9293-0369	162	19.13	.03	1587-3M-09	9293-2294	529	62.48	.08
489-3M-09	9293-2253	163	19.25	.03	1956-3M-09	9293-2295	652	77.01	.11
492-3M-09	9293-2254	164	19.37	.03	2004-3M-09	9293-2296	668	78.90	.11
501-3M-09	9293-0370	167	19.72	.03					

POWERGRIP HTD BELTS

PowerGrip® HTD® Belts

Product No. Series 9293 (continued)

3mm Pitch — 15mm Wide

Part No.	Product No.	Number of Teeth	Pitch Length (in)	Weight (Lbs.)	Part No.	Product No.	Number of Teeth	Pitch Length (in)	Weight (Lbs.)
87-3M-15	9293-2400	29	3.43	.01	390-3M-15	9293-0408	130	15.35	.04
102-3M-15	9293-2401	34	4.02	.01	396-3M-15	9293-2440	132	15.59	.04
105-3M-15	9293-2402	35	4.13	.01	399-3M-15	9293-0409	133	15.71	.04
111-3M-15	9293-2403	37	4.37	.01	405-3M-15	9293-2441	135	15.94	.04
123-3M-15	9293-2404	41	4.84	.01	411-3M-15	9293-2442	137	16.18	.04
144-3M-15	9293-2405	48	5.67	.02	417-3M-15	9293-2443	139	16.42	.04
147-3M-15	9293-2406	49	5.79	.02	420-3M-15	9293-0410	140	16.54	.04
150-3M-15	9293-0388	50	5.91	.02	426-3M-15	9293-2444	142	16.77	.04
156-3M-15	9293-2407	52	6.14	.02	432-3M-15	9293-2445	144	17.01	.04
159-3M-15	9293-0389	53	6.26	.02	435-3M-15	9293-2446	145	17.13	.04
165-3M-15	9293-2408	55	6.50	.02	438-3M-15	9293-2447	146	17.24	.04
168-3M-15	9293-0390	56	6.61	.02	444-3M-15	9293-2448	148	17.48	.04
174-3M-15	9293-2409	58	6.85	.02	447-3M-15	9293-0411	149	17.60	.04
177-3M-15	9293-0391	59	6.97	.02	459-3M-15	9293-2449	153	18.07	.04
180-3M-15	9293-2410	60	7.09	.02	468-3M-15	9293-2450	156	18.43	.04
183-3M-15	9293-2411	61	7.20	.02	471-3M-15	9293-2451	157	18.54	.04
189-3M-15	9293-0392	63	7.44	.02	474-3M-15	9293-0412	158	18.66	.04
195-3M-15	9293-2412	65	7.68	.02	480-3M-15	9293-2452	160	18.90	.04
201-3M-15	9293-0393	67	7.91	.02	486-3M-15	9293-0413	162	19.13	.05
204-3M-15	9293-2413	68	8.03	.02	489-3M-15	9293-2453	164	19.25	.05
207-3M-15	9293-2414	69	8.15	.02	492-3M-15	9293-2454	164	19.37	.05
213-3M-15	9293-0394	71	8.39	.02	501-3M-15	9293-0414	167	19.72	.05
216-3M-15	9293-2415	72	8.50	.02	510-3M-15	9293-2455	170	20.08	.05
222-3M-15	9293-2416	74	8.74	.02	513-3M-15	9293-0415	171	20.20	.05
225-3M-15	9293-0395	75	8.86	.02	519-3M-15	9293-2456	173	20.43	.05
228-3M-15	9293-2417	76	8.98	.02	525-3M-15	9293-2457	175	20.67	.05
234-3M-15	9293-2418	78	9.21	.02	528-3M-15	9293-2458	176	20.79	.05
237-3M-15	9293-2419	79	9.33	.02	531-3M-15	9293-0416	177	20.91	.05
240-3M-15	9293-0396	80	9.45	.02	537-3M-15	9293-2459	179	21.14	.05
246-3M-15	9293-2420	82	9.69	.02	558-3M-15	9293-2460	186	21.97	.05
252-3M-15	9293-0397	84	9.92	.02	564-3M-15	9293-0417	188	22.20	.05
255-3M-15	9293-0398	85	10.04	.02	570-3M-15	9293-2461	190	22.44	.05
258-3M-15	9293-2421	86	10.16	.03	576-3M-15	9293-2462	192	22.68	.05
261-3M-15	9293-2422	87	10.28	.03	585-3M-15	9293-2463	195	23.03	.05
264-3M-15	9293-2423	88	10.39	.03	591-3M-15	9293-2464	197	23.27	.05
267-3M-15	9293-0399	89	10.51	.03	597-3M-15	9293-0418	199	23.50	.05
276-3M-15	9293-2424	92	10.87	.03	600-3M-15	9293-2465	200	23.62	.05
282-3M-15	9293-2425	94	11.10	.03	606-3M-15	9293-2466	202	23.86	.06
285-3M-15	9293-0400	95	11.22	.03	609-3M-15	9293-2467	203	23.98	.06
288-3M-15	9293-2426	96	11.34	.03	612-3M-15	9293-2468	204	24.09	.06
291-3M-15	9293-2427	97	11.46	.03	627-3M-15	9293-2469	209	24.69	.06
297-3M-15	9293-2428	99	11.69	.03	633-3M-15	9293-0419	211	24.92	.06
300-3M-15	9293-0401	100	11.81	.03	639-3M-15	9293-2470	213	25.16	.06
312-3M-15	9293-0402	104	12.28	.03	645-3M-15	9293-2471	215	25.39	.06
315-3M-15	9293-2429	105	12.40	.03	648-3M-15	9293-2472	216	25.51	.06
318-3M-15	9293-0403	106	12.52	.03	654-3M-15	9293-2473	218	25.75	.06
324-3M-15	9293-2430	108	12.76	.03	657-3M-15	9293-2474	219	25.87	.06
330-3M-15	9293-2431	110	12.99	.03	663-3M-15	9293-2475	221	26.10	.06
333-3M-15	9293-2432	111	13.11	.03	669-3M-15	9293-0420	223	26.34	.06
336-3M-15	9293-2433	112	13.23	.03	684-3M-15	9293-2476	228	26.93	.07
339-3M-15	9293-0404	113	13.35	.03	687-3M-15	9293-2477	229	27.05	.07
345-3M-15	9293-2434	115	13.58	.03	696-3M-15	9293-2478	232	27.40	.07
357-3M-15	9293-0405	119	14.06	.03	711-3M-15	9293-0421	237	27.99	.07
360-3M-15	9293-2435	120	14.17	.03	735-3M-15	9293-2479	245	28.94	.07
363-3M-15	9293-0406	121	14.29	.03	738-3M-15	9293-2480	246	29.06	.07
366-3M-15	9293-2436	122	14.41	.04	753-3M-15	9293-0422	251	29.65	.07
369-3M-15	9293-2437	123	14.53	.04	795-3M-15	9293-0423	265	31.30	.08
381-3M-15	9293-2438	127	15.00	.04	822-3M-15	9293-2481	274	32.36	.08
384-3M-15	9293-0407	128	15.12	.04	837-3M-15	9293-2482	279	32.95	.08
387-3M-15	9293-2439	129	15.24	.04	843-3M-15	9293-0424	281	33.19	.08

PowerGrip® HTD® Belts

Product No. Series 9293 (continued)

3mm Pitch — 15mm Wide (continued)

Part No.	Product No.	Number of Teeth	Pitch Length (in)	Weight (Lbs.)	Part No.	Product No.	Number of Teeth	Pitch Length (in)	Weight (Lbs.)
873-3M-15	9293-2483	291	34.37	.09	1062-3M-15	9293-0428	354	41.81	.11
882-3M-15	9293-0425	294	34.72	.09	1125-3M-15	9293-0429	375	44.29	.11
891-3M-15	9293-2484	297	35.08	.09	1155-3M-15	9293-2491	385	40.47	.11
900-3M-15	9293-2485	300	35.43	.09	1191-3M-15	9293-0430	397	46.89	.12
915-3M-15	9293-2486	305	36.02	.09	1263-3M-15	9293-0431	421	49.72	.13
945-3M-15	9293-0426	315	37.20	.10	1500-3M-15	9293-2492	500	59.06	.15
951-3M-15	9293-2487	317	37.44	.10	1512-3M-15	9293-2493	504	59.53	.15
981-3M-15	9293-2488	327	38.62	.10	1587-3M-15	9293-2494	529	62.48	.16
1002-3M-15	9293-0427	334	39.45	.10	1956-3M-15	9293-2495	652	77.01	.19
1026-3M-15	9293-2489	342	40.39	.10	2004-3M-15	9293-2496	668	78.90	.20
1035-3M-15	9293-2490	345	40.75	.10					

5mm Pitch — 9mm Wide

Part No.	Product No.	Number of Teeth	Pitch Length (in)	Weight (Lbs.)	Part No.	Product No.	Number of Teeth	Pitch Length (in)	Weight (Lbs.)
180-5M-09	9293-90090	36	7.09	.65	600-5M-09	9293-0509	120	23.62	.04
200-5M-09	9293-2600	40	7.87	.02	610-5M-09	9293-90126	122	24.02	.04
225-5M-09	9293-40426	45	8.86	.35	615-5M-09	9293-2616	123	24.21	.05
240-5M-09	9293-2601	48	9.45	.02	635-5M-09	9293-0510	127	25.00	.05
255-5M-09	9293-2699	51	10.03	.02	640-5M-09	9293-90129	128	25.20	.05
260-5M-09	9293-2602	52	10.24	.02	645-5M-09	9293-40633	129	25.39	.06
265-5M-09	9293-90097	53	10.43	.87	655-5M-09	9293-2617	131	25.79	.05
270-5M-09	9293-2603	54	10.63	.02	665-5M-09	9293-2618	133	26.18	.05
280-5M-09	9293-40445	56	11.02	.53	670-5M-09	9293-0511	134	26.38	.05
285-5M-09	9293-2604	57	11.22	.02	680-5M-09	9293-2619	136	26.77	.05
295-5M-09	9293-0491	59	11.61	.37	685-5M-09	9293-2620	137	26.97	.05
300-5M-09	9293-2605	60	11.81	.02	695-5M-09	9293-2621	139	27.36	.05
305-5M-09	9293-31031	61	12.01	.02	710-5M-09	9293-0512	142	27.95	.05
310-5M-09	9293-2606	62	12.20	.03	720-5M-09	9293-53059	144	28.35	.09
320-5M-09	9293-2607	64	12.60	.03	740-5M-09	9293-0513	148	29.13	.05
325-5M-09	9293-90105	65	12.80	.04	745-5M-09	9293-2622	149	29.33	.06
330-5M-09	9293-0496	66	12.99	.07	755-5M-09	9293-90138	151	29.72	.06
340-5M-09	9293-40489	68	13.39	.03	765-5M-09	9293-2623	153	30.12	.06
345-5M-09	9293-40495	69	13.58	.03	770-5M-09	9293-40880	154	30.31	.06
350-5M-09	9293-0500	70	13.78	.03	775-5M-09	9293-52022	155	30.51	.06
360-5M-09	9293-31036	72	14.17	.03	790-5M-09	9293-2624	158	31.10	.06
365-5M-09	9293-0497	73	14.37	.03	800-5M-09	9293-0514	160	31.50	.06
370-5M-09	9293-40516	74	14.57	.03	825-5M-09	9293-40465	165	32.48	.04
375-5M-09	9293-0501	75	14.76	.03	830-5M-09	9293-2625	166	32.68	.06
385-5M-09	9293-40526	77	15.16	.03	835-5M-09	9293-2626	167	32.87	.07
400-5M-09	9293-0502	80	15.75	.03	850-5M-09	9293-0515	170	33.46	.07
415-5M-09	9293-2608	83	16.34	.03	860-5M-09	9293-40671	172	33.85	.07
420-5M-09	9293-55016	84	16.54	.04	870-5M-09	9293-2627	174	34.25	.07
425-5M-09	9293-0503	85	16.73	.03	890-5M-09	9293-0516	178	35.04	.08
450-5M-09	9293-0504	90	17.72	.03	925-5M-09	9293-2628	185	36.42	.08
460-5M-09	9293-2609	92	18.11	.03	935-5M-09	9293-90144	187	36.81	.07
475-5M-09	9293-0505	95	18.70	.03	940-5M-09	9293-40883	188	37.01	.08
480-5M-09	9293-2610	96	18.90	.04	950-5M-09	9293-0517	190	37.40	.08
495-5M-09	9293-2611	99	19.49	.04	975-5M-09	9293-2629	195	38.39	.08
500-5M-09	9293-0506	100	19.69	.04	980-5M-09	9293-40692	196	38.58	.21
520-5M-09	9293-2612	104	20.47	.04	985-5M-09	9293-2630	197	38.78	.08
535-5M-09	9293-0507	107	21.06	.04	1000-5M-09	9293-0518	200	39.37	.08
550-5M-09	9293-40589	110	13.39	.05	1025-5M-09	9293-40889	205	40.35	.14
555-5M-09	9293-2613	111	21.85	.04	1035-5M-09	9293-90147	207	40.75	.07
560-5M-09	9293-31056	112	22.05	.04	1050-5M-09	9293-0519	210	41.34	.08
565-5M-09	9293-0508	113	22.24	.04	1100-5M-09	9293-90150	220	43.31	.08
580-5M-09	9293-2614	116	22.83	.04	1115-5M-09	9293-2631	223	43.90	.09
585-5M-09	9293-2615	117	23.03	.04	1125-5M-09	9293-0520	225	44.29	.09

POWERGRIP HTD BELTS

PowerGrip® HTD® Belts

Product No. Series 9293 (continued)

5mm Pitch — 9mm Wide (continued)

Part No.	Product No.	Number of Teeth	Pitch Length (in)	Weight (Lbs.)
1135-5M-09	9293-40891	227	44.68	.09
1175-5M-09	9293-40894	235	46.26	.10
1195-5M-09	9293-0521	239	47.05	.09
1200-5M-09	9293-90153	240	47.24	.09
1225-5M-09	9293-52128	245	48.23	.09
1250-5M-09	9293-2632	250	49.21	.10
1270-5M-09	9293-0522	254	50.00	.10
1295-5M-09	9293-2633	259	50.98	.10
1350-5M-09	9293-41193	270	53.15	.32
1375-5M-09	9293-2634	275	54.13	.11
1420-5M-09	9293-0523	284	55.91	.12
1575-5M-09	9293-2635	315	62.01	.13
1595-5M-09	9293-0524	319	62.80	.14
1635-5M-09	9293-2636	327	64.37	.13
1690-5M-09	9293-0525	338	66.54	.14
1720-5M-09	9293-2637	344	67.72	.14
1790-5M-09	9293-0526	358	70.47	.15

Part No.	Product No.	Number of Teeth	Pitch Length (in)	Weight (Lbs.)
1800-5M-09	9293-2638	360	70.87	.15
1870-5M-09	9293-31187	374	73.62	.14
1895-5M-09	9293-0527	379	74.61	.16
1945-5M-09	9293-2639	389	76.57	.16
1980-5M-09	9293-2640	396	77.95	.17
2000-5M-09	9293-0528	400	78.74	.17
2100-5M-09	9293-52140	420	82.68	.21
2110-5M-09	9293-2641	422	83.07	.18
2250-5M-09	9293-0529	450	88.58	.19
2350-5M-09	9293-52148	470	92.52	.44
2525-5M-09	9293-0530	505	99.40	.22
2760-5M-09	9293-2642	552	108.66	.23
3120-5M-09	9293-2643	624	122.83	.26
3170-5M-09	9293-2644	634	124.80	.27
3430-5M-09	9293-2645	686	135.04	.29
3800-5M-09	9293-2646	760	149.61	.33

5mm Pitch — 15mm Wide

Part No.	Product No.	Number of Teeth	Pitch Length (in)	Weight (Lbs.)
180-5M-15	9293-90091	36	7.09	.84
200-5M-15	9293-2700	40	7.87	.03
225-5M-15	9293-40431	45	8.86	.59
240-5M-15	9293-2701	48	9.45	.03
255-5M-15	9293-40436	51	10.04	.33
260-5M-15	9293-2702	52	10.24	.03
265-5M-15	9293-90098	53	10.43	1.53
270-5M-15	9293-2703	54	10.63	.03
280-5M-15	9293-40447	56	11.02	.95
285-5M-15	9293-2704	57	11.22	.03
295-5M-15	9293-0492	59	11.61	.56
300-5M-15	9293-2705	60	11.81	.03
305-5M-15	9293-32031	61	12.01	.04
310-5M-15	9293-2706	62	12.20	.04
320-5M-15	9293-2707	64	12.60	.04
325-5M-15	9293-90047	65	12.80	.02
330-5M-15	9293-0495	66	12.99	.04
340-5M-15	9293-40491	68	13.39	.05
345-5M-15	9293-40496	69	13.58	.05
350-5M-15	9293-0531	70	13.78	.04
360-5M-15	9293-32036	72	14.17	.04
365-5M-15	9293-0498	73	14.37	.05
370-5M-15	9293-40518	74	14.57	.05
375-5M-15	9293-0532	75	14.76	.05
385-5M-15	9293-40527	77	15.16	.06
400-5M-15	9293-0533	80	15.75	.05
415-5M-15	9293-2708	83	16.34	.05
420-5M-15	9293-90466	84	16.54	.05
425-5M-15	9293-0534	85	16.73	.06
450-5M-15	9293-0535	90	17.72	.06
460-5M-15	9293-2709	92	18.11	.06
475-5M-15	9293-0536	95	18.70	.06
480-5M-15	9293-2710	96	18.90	.06
495-5M-15	9293-2711	99	19.49	.06
500-5M-15	9293-0537	100	19.69	.06
520-5M-15	9293-2712	104	20.47	.06
535-5M-15	9293-0538	107	21.06	.06

Part No.	Product No.	Number of Teeth	Pitch Length (in)	Weight (Lbs.)
550-5M-15	9293-40591	110	21.65	.08
555-5M-15	9293-2713	111	21.85	.06
560-5M-15	9293-32056	112	22.05	.07
565-5M-15	9293-0539	113	22.24	.06
580-5M-15	9293-2714	116	22.83	.07
585-5M-15	9293-2715	117	23.03	.08
600-5M-15	9293-0540	120	23.62	.08
610-5M-15	9293-90127	122	24.02	.07
615-5M-15	9293-2716	123	24.21	.08
635-5M-15	9293-0541	127	25.00	.08
640-5M-15	9293-90130	128	25.20	.08
645-5M-15	9293-40635	129	25.39	.09
655-5M-15	9293-2717	131	25.79	.08
665-5M-15	9293-2718	133	26.18	.08
670-5M-15	9293-0542	134	26.38	.08
680-5M-15	9293-2719	136	26.77	.09
685-5M-15	9293-2720	137	26.97	.09
695-5M-15	9293-2721	139	27.36	.09
710-5M-15	9293-0543	142	27.95	.09
720-5M-15	9293-53060	144	28.35	.15
740-5M-15	9293-0544	148	29.13	.09
745-5M-15	9293-2722	149	29.33	.10
755-5M-15	9293-90139	151	29.72	.09
765-5M-15	9293-2723	153	30.12	.10
770-5M-15	9293-40881	154	30.31	.11
775-5M-15	9293-90486	155	30.51	.16
790-5M-15	9293-2724	158	31.10	.10
800-5M-15	9293-0545	160	31.50	.10
825-5M-15	9293-40666	165	32.48	.11
830-5M-15	9293-2725	166	32.68	.10
835-5M-15	9293-2726	167	32.87	.10
850-5M-15	9293-0546	170	33.46	.10
860-5M-15	9293-40672	172	33.86	.12
870-5M-15	9293-2727	174	34.25	.11
890-5M-15	9293-0547	178	35.04	.11
925-5M-15	9293-2728	185	36.42	.12
935-5M-15	9293-90145	187	36.81	.11

POWERGRIP HTD BELTS

PowerGrip® HTD® Belts

Product No. Series 9293 (continued)

5mm Pitch — 15mm Wide (continued)

Part No.	Product No.	Number of Teeth	Pitch Length (in)	Weight (Lbs.)	Part No.	Product No.	Number of Teeth	Pitch Length (in)	Weight (Lbs.)
940-5M-15	9293-40884	188	37.01	.13	1575-5M-15	9293-2735	315	62.01	.20
950-5M-15	9293-0548	190	37.40	.12	1595-5M-15	9293-0555	319	62.80	.20
975-5M-15	9293-2729	195	38.39	.12	1635-5M-15	9293-2736	327	64.37	.21
980-5M-15	9293-40693	196	38.58	.14	1690-5M-15	9293-0556	338	66.54	.22
985-5M-15	9293-2730	197	38.78	.12	1720-5M-15	9293-2737	344	67.72	.22
1000-5M-15	9293-0549	200	39.37	.13	1790-5M-15	9293-0557	358	70.47	.22
1025-5M-15	9293-40890	205	40.35	.24	1800-5M-15	9293-2738	360	70.87	.23
1035-5M-15	9293-90148	207	40.75	.13	1870-5M-15	9293-32187	374	73.62	.23
1050-5M-15	9293-0550	210	41.34	.13	1895-5M-15	9293-0558	379	74.61	.24
1100-5M-15	9293-0781	220	43.31	.12	1945-5M-15	9293-2739	389	76.57	.25
1115-5M-15	9293-2731	223	43.90	.14	1980-5M-15	9293-2740	396	77.95	.25
1125-5M-15	9293-0551	225	44.29	.14	2000-5M-15	9293-0559	400	78.74	.25
1135-5M-15	9293-40892	227	44.68	.15	2100-5M-15	9293-52141	420	82.68	.36
1175-5M-15	9293-40895	235	46.26	.16	2110-5M-15	9293-2741	422	83.07	.27
1195-5M-15	9293-0552	239	47.05	.15	2250-5M-15	9293-0560	450	88.58	.29
1200-5M-15	9293-90154	240	47.24	.15	2350-5M-15	9293-52150	470	92.52	.41
1225-5M-15	9293-52130	245	48.23	.25	2525-5M-15	9293-0561	505	99.40	.33
1250-5M-15	9293-2732	250	49.21	.16	2760-5M-15	9293-2742	552	108.66	.35
1270-5M-15	9293-0553	254	50.00	.16	3120-5M-15	9293-2743	624	122.83	.40
1295-5M-15	9293-2733	259	50.98	.16	3170-5M-15	9293-2744	634	124.80	.41
1350-5M-15	9293-40725	270	53.15	.24	3430-5M-15	9293-2745	686	135.04	.45
1375-5M-15	9293-2734	275	54.13	.17	3800-5M-15	9293-2746	760	149.61	.50
1420-5M-15	9293-0554	284	55.91	.18					

5mm Pitch — 25mm Wide

Part No.	Product No.	Number of Teeth	Pitch Length (in)	Weight (Lbs.)	Part No.	Product No.	Number of Teeth	Pitch Length (in)	Weight (Lbs.)
180-5M-25	9293-0494	66	12.99	.02	480-5M-25	9293-2810	96	18.90	.10
200-5M-25	9293-90092	36	7.09	1.47	495-5M-25	9293-2811	99	19.49	.10
225-5M-25	9293-2800	40	7.87	.05	500-5M-25	9293-0568	100	19.69	.11
240-5M-25	9293-40432	45	8.86	.88	520-5M-25	9293-2812	104	20.47	.11
240-5M-25	9293-2801	48	9.45	.05	535-5M-25	9293-0569	107	21.06	.12
255-5M-25	9293-40438	51	10.04	.51	550-5M-25	9293-40592	110	21.65	.13
260-5M-25	9293-2802	52	10.24	.05	555-5M-25	9293-2813	111	21.85	.12
265-5M-25	9293-90099	53	10.43	.35	560-5M-25	9293-33056	112	22.05	.11
270-5M-25	9293-2803	54	10.63	.06	565-5M-25	9293-0570	113	22.24	.13
280-5M-25	9293-40449	56	11.02	1.70	580-5M-25	9293-2814	116	22.83	.13
285-5M-25	9293-2804	57	11.22	.06	585-5M-25	9293-2815	117	23.03	.14
295-5M-25	9293-0493	59	11.61	1.78	600-5M-25	9293-0571	120	23.62	.14
300-5M-25	9293-2805	60	11.81	.06	610-5M-25	9293-90128	122	24.02	.13
305-5M-25	9293-33031	61	12.01	.07	615-5M-25	9293-2816	123	24.21	.14
310-5M-25	9293-2806	62	12.20	.06	635-5M-25	9293-0572	127	25.00	.15
320-5M-25	9293-2807	64	12.60	.07	640-5M-25	9293-90131	128	25.20	.13
325-5M-25	9293-90106	65	12.80	.03	645-5M-25	9293-40639	129	25.39	.15
340-5M-25	9293-40492	68	13.39	.08	655-5M-25	9293-2817	131	25.79	.15
345-5M-25	9293-40497	69	13.58	.08	665-5M-25	9293-2818	133	26.18	.15
350-5M-25	9293-0562	70	13.78	.07	670-5M-25	9293-0573	134	26.38	.15
360-5M-25	9293-33036	72	14.17	.08	680-5M-25	9293-2819	136	26.77	.15
365-5M-25	9293-0499	73	14.37	.08	685-5M-25	9293-2820	137	26.97	.16
370-5M-25	9293-40520	74	14.57	.09	695-5M-25	9293-2821	139	27.36	.16
375-5M-25	9293-0563	75	14.76	.07	710-5M-25	9293-0574	142	27.95	.17
385-5M-25	9293-40528	77	15.16	.09	720-5M-25	9293-52008	144	28.35	.05
400-5M-25	9293-0564	80	15.75	.08	740-5M-25	9293-0575	148	29.13	.17
415-5M-25	9293-2808	83	16.34	.08	745-5M-25	9293-2822	149	29.33	.18
425-5M-25	9293-0565	85	16.73	.09	755-5M-25	9293-90140	151	29.72	.16
450-5M-25	9293-0566	90	17.72	.09	765-5M-25	9293-2823	153	30.12	.18
460-5M-25	9293-2809	92	18.11	.09	770-5M-25	9293-40882	154	30.31	.18
475-5M-25	9293-0567	95	18.70	.09	775-5M-25	9293-52023	155	30.51	.09

POWERGRIP HTD BELTS

PowerGrip® HTD® Belts

Product No. Series 9293 (continued)

5mm Pitch — 25mm Wide (continued)

Part No.	Product No.	Number of Teeth	Pitch Length (in)	Weight (Lbs.)	Part No.	Product No.	Number of Teeth	Pitch Length (in)	Weight (Lbs.)
790-5M-25	9293-2824	158	31.10	.19	1250-5M-25	9293-2832	250	49.21	.27
800-5M-25	9293-0576	160	31.50	.19	1270-5M-25	9293-0584	254	50.00	.28
825-5M-25	9293-40667	165	32.48	.19	1295-5M-25	9293-2833	259	50.98	.29
830-5M-25	9293-2825	166	32.68	.20	1350-5M-25	9293-40934	270	53.15	.19
835-5M-25	9293-2826	167	32.87	.20	1375-5M-25	9293-2834	275	54.13	.30
850-5M-25	9293-0577	170	33.46	.20	1420-5M-25	9293-0585	284	55.91	.30
860-5M-25	9293-40673	172	33.86	.20	1575-5M-25	9293-2835	315	62.01	.35
870-5M-25	9293-2827	174	34.25	.20	1595-5M-25	9293-0586	319	62.84	.35
890-5M-25	9293-0578	178	35.04	.20	1635-5M-25	9293-2836	327	64.37	.37
925-5M-25	9293-2828	185	36.42	.21	1690-5M-25	9293-0587	338	66.54	.38
935-5M-25	9293-90146	187	36.81	.19	1720-5M-25	9293-2837	344	67.72	.38
940-5M-25	9293-40885	188	37.01	.22	1790-5M-25	9293-0588	358	70.47	.40
950-5M-25	9293-0579	190	37.40	.21	1800-5M-25	9293-2838	360	70.87	.40
975-5M-25	9293-2829	195	38.39	.22	1870-5M-25	9293-33187	374	73.62	.40
980-5M-25	9293-40694	196	38.58	.23	1895-5M-25	9293-0589	379	74.61	.43
985-5M-25	9293-2830	197	38.78	.22	1945-5M-25	9293-2839	389	76.57	.44
1000-5M-25	9293-0580	200	39.37	.23	1980-5M-25	9293-2840	396	77.95	.45
1025-5M-25	9293-40700	205	40.35	.08	2000-5M-25	9293-0590	400	78.74	.45
1035-5M-25	9293-90149	207	40.75	.22	2100-5M-25	9293-52142	420	82.68	.59
1050-5M-25	9293-0581	210	41.34	.24	2110-5M-25	9293-2841	422	83.07	.48
1100-5M-25	9293-90152	220	43.31	.23	2250-5M-25	9293-0591	450	88.58	.52
1115-5M-25	9293-2831	223	43.90	.24	2350-5M-25	9293-33235	470	92.52	.24
1125-5M-25	9293-0582	225	44.29	.25	2525-5M-25	9293-0592	505	99.40	.58
1135-5M-25	9293-40893	227	44.68	.26	2760-5M-25	9293-2842	552	108.66	.64
1175-5M-25	9293-40896	235	46.26	.27	3120-5M-25	9293-2843	624	122.83	.72
1195-5M-25	9293-0583	239	47.05	.26	3170-5M-25	9293-2844	634	124.80	.73
1200-5M-25	9293-90155	240	47.24	.25	3430-5M-25	9293-2845	686	135.04	.80
1225-5M-25	9293-52129	245	48.23	.15	3800-5M-25	9293-2846	760	149.61	.88

8mm Pitch — 20mm Wide

Part No.	Product No.	Number of Teeth	Pitch Length (in)	Weight (Lbs.)	Part No.	Product No.	Number of Teeth	Pitch Length (in)	Weight (Lbs.)
320-8M-20	9293-40000	40	12.60	.99	1176-8M-20	9293-0212	194	61.10	.49
376-8M-20	9293-40003	47	14.80	1.80	1216-8M-20	9293-53071	152	47.87	.06
424-8M-20	9293-50007	53	16.69	.43	1256-8M-20	9293-50568	157	49.45	.09
512-8M-20	9293-50046	64	20.16	1.84	1264-8M-20	9293-53076	158	49.76	.24
520-8M-20	9293-40907	65	20.47	.47	1304-8M-20	9293-50626	163	51.34	.16
608-8M-20	9293-40028	76	23.94	.53	1360-8M-20	9293-50632	170	53.54	.46
624-8M-20	9293-90915	78	24.57	.79	1424-8M-20	9293-50656	178	56.06	.37
656-8M-20	9293-50158	82	25.83	2.25	1432-8M-20	9293-53078	179	56.38	.25
760-8M-20	9293-40919	95	29.92	.22	1520-8M-20	9293-40773	190	59.84	.74
776-8M-20	9293-50216	97	30.55	.78	1552-8M-20	9293-0221	194	61.10	.76
856-8M-20	9293-42426	107	33.70	3.30	1696-8M-20	9293-0226	212	66.77	.22
912-8M-20	9293-53068	114	35.91	.84	1728-8M-20	9293-52351	216	68.03	.32
968-8M-20	9293-55035	121	38.11	2.72	1896-8M-20	9293-40929	237	74.65	.99
976-8M-20	9293-40922	122	38.43	4.73	1904-8M-20	9293-40931	238	74.96	.65
1000-8M-20	9293-90083	125	39.37	.29	2080-8M-20	9293-53081	260	81.89	.27
1080-8M-20	9293-40072	135	42.52	17.39	2240-8M-20	9293-50888	280	88.19	.22
1128-8M-20	9293-53069	141	44.41	.04	2272-8M-20	9293-90449	284	89.45	.25

8mm Pitch — 30mm Wide

Part No.	Product No.	Number of Teeth	Pitch Length (in)	Weight (Lbs.)	Part No.	Product No.	Number of Teeth	Pitch Length (in)	Weight (Lbs.)
320-8M-30	9293-40902	40	12.60	.14	608-8M-30	9293-40030	76	23.94	.79
376-8M-30	9293-40004	47	14.80	.42	624-8M-30	9293-40916	78	24.57	.53
424-8M-30	9293-90045	53	16.69	1.08	656-8M-30	9293-50161	82	25.83	.64
520-8M-30	9293-40908	65	20.47	.71	760-8M-30	9293-40033	95	29.92	2.91

PowerGrip® HTD® Belts

Product No. Series 9293 (continued)

8mm Pitch — 30mm Wide (continued)

Part No.	Product No.	Number of Teeth	Pitch Length (in)	Weight (Lbs.)
776-8M-30	9293-50215	97	30.55	3.26
856-8M-30	9293-42650	107	33.70	.68
912-8M-30	9293-50325	114	35.91	4.30
968-8M-30	9293-53933	121	38.11	2.01
976-8M-30	9293-40041	122	38.43	1.31
1000-8M-30	9293-90082	125	39.37	.44
1080-8M-30	9293-40075	135	42.52	.01
1128-8M-30	9293-55021	141	44.41	.02
1176-8M-30	9293-0216	147	46.30	.06
1216-8M-30	9293-53072	152	47.87	.02
1256-8M-30	9293-50564	157	49.45	.07
1264-8M-30	9293-53077	158	49.76	.40
1304-8M-30	9293-50627	163	51.34	.31

Part No.	Product No.	Number of Teeth	Pitch Length (in)	Weight (Lbs.)
1360-8M-30	9293-50633	170	53.54	.15
1424-8M-30	9293-50654	178	56.06	.22
1432-8M-30	9293-53079	179	56.38	.41
1520-8M-30	9293-40086	190	59.84	.17
1552-8M-30	9293-0219	194	61.10	.18
1696-8M-30	9293-0223	212	66.77	.26
1728-8M-30	9293-55028	216	68.03	.54
1896-8M-30	9293-40930	237	74.65	.24
1904-8M-30	9293-40118	238	74.96	.36
2080-8M-30	9293-50881	260	81.89	1.06
2240-8M-30	9293-50882	280	88.19	.37
2272-8M-30	9293-50892	284	89.45	1.10

8mm Pitch — 50mm Wide

Part No.	Product No.	Number of Teeth	Pitch Length (in)	Weight (Lbs.)
320-8M-50	9293-40903	40	12.60	.50
376-8M-50	9293-40905	47	14.80	.63
424-8M-50	9293-50002	53	16.69	1.80
520-8M-50	9293-40909	65	20.47	1.18
608-8M-50	9293-40913	76	23.94	1.32
656-8M-50	9293-50164	82	25.83	1.06
760-8M-50	9293-40920	95	29.92	1.08
776-8M-50	9293-50217	97	30.55	1.10
856-8M-50	9293-42685	107	33.70	.95
912-8M-50	9293-50324	114	35.91	3.21
968-8M-50	9293-55036	121	38.11	4.02
976-8M-50	9293-40044	122	38.43	2.36
1000-8M-50	9293-50382	125	39.37	3.46
1080-8M-50	9293-40078	135	42.52	.02
1128-8M-50	9293-50484	141	44.41	.02
1176-8M-50	9293-0217	147	46.30	.02

Part No.	Product No.	Number of Teeth	Pitch Length (in)	Weight (Lbs.)
1216-8M-50	9293-53073	152	47.87	.04
1256-8M-50	9293-50563	157	49.45	.04
1264-8M-50	9293-50572	158	49.76	.14
1304-8M-50	9293-52343	163	51.34	.47
1360-8M-50	9293-50630	170	53.54	.28
1424-8M-50	9293-50659	178	56.06	.64
1432-8M-50	9293-53080	179	56.38	.70
1520-8M-50	9293-40092	190	59.84	.26
1552-8M-50	9293-0220	194	61.10	.27
1696-8M-50	9293-0225	212	66.77	.70
1728-8M-50	9293-55029	216	68.03	.90
1896-8M-50	9293-40776	237	74.65	.55
1904-8M-50	9293-40932	238	74.96	1.10
2080-8M-50	9293-50878	260	81.89	.37
2240-8M-50	9293-50883	280	88.19	.67
2272-8M-50	9293-50893	284	89.45	.68

8mm Pitch — 85mm Wide

Part No.	Product No.	Number of Teeth	Pitch Length (in)	Weight (Lbs.)
320-8M-85	9293-40904	40	12.60	.98
376-8M-85	9293-40906	47	14.80	1.06
424-8M-85	9293-53108	53	16.69	.65
520-8M-85	9293-40910	65	20.47	2.00
608-8M-85	9293-40914	76	23.94	2.24
624-8M-85	9293-90918	78	24.57	1.32
656-8M-85	9293-53067	82	25.83	3.29
760-8M-85	9293-40921	95	29.92	1.86
776-8M-85	9293-50218	97	30.55	1.89
856-8M-85	9293-42686	107	33.70	1.72
912-8M-85	9293-54978	114	35.91	1.30
968-8M-85	9293-55037	121	38.11	.98
976-8M-85	9293-40045	122	38.43	2.71
1000-8M-85	9293-50383	125	39.37	5.80
1080-8M-85	9293-40080	135	42.52	.04
1128-8M-85	9293-53070	141	44.41	.06
1176-8M-85	9293-0218	147	46.30	.03

Part No.	Product No.	Number of Teeth	Pitch Length (in)	Weight (Lbs.)
1216-8M-85	9293-53074	152	47.87	.07
1256-8M-85	9293-50561	157	49.45	.03
1264-8M-85	9293-55022	158	49.76	.11
1304-8M-85	9293-52920	163	51.34	.11
1360-8M-85	9293-50628	170	53.54	.17
1424-8M-85	9293-50651	178	56.06	.15
1432-8M-85	9293-50664	179	56.38	.16
1520-8M-85	9293-40093	190	59.84	.44
1552-8M-85	9293-0222	194	61.10	.17
1696-8M-85	9293-0224	212	66.77	.45
1728-8M-85	9293-55030	216	68.03	.20
1896-8M-85	9293-40117	237	74.65	.31
1904-8M-85	9293-42278	238	74.96	.27
2080-8M-85	9293-50880	260	81.89	2.91
2240-8M-85	9293-50884	280	88.19	1.14
2272-8M-85	9293-90436	284	89.45	1.16

POWERGRIP HTD BELTS

PowerGrip® HTD® Belts

Product No. Series 9293 (continued)

14mm Pitch — 40mm Wide

Part No.	Product No.	Number of Teeth	Pitch Length (in)	Weight (Lbs.)	Part No.	Product No.	Number of Teeth	Pitch Length (in)	Weight (Lbs.)
784-14M-40	9293-55012	56	30.87	.45	1092-14M-40	9293-0231	78	42.99	1.22
924-14M-40	9293-52358	66	36.38	.76	4004-14M-40	9293-54963	286	157.64	.32

14mm Pitch — 55mm Wide

Part No.	Product No.	Number of Teeth	Pitch Length (in)	Weight (Lbs.)	Part No.	Product No.	Number of Teeth	Pitch Length (in)	Weight (Lbs.)
784-14M-55	9293-53082	56	30.87	.39	1092-14M-55	9293-0229	78	42.99	1.28
924-14M-55	9293-53091	66	36.38	1.30	4004-14M-55	9293-51377	286	157.64	.49

14mm Pitch — 85mm Wide

Part No.	Product No.	Number of Teeth	Pitch Length (in)	Weight (Lbs.)	Part No.	Product No.	Number of Teeth	Pitch Length (in)	Weight (Lbs.)
784-14M-85	9293-53083	56	30.87	.67	1092-14M-85	9293-0227	78	42.99	1.98
924-14M-85	9293-52359	66	36.38	1.28	4004-14M-85	9293-53096	286	157.64	.78

14mm Pitch — 115mm Wide

Part No.	Product No.	Number of Teeth	Pitch Length (in)	Weight (Lbs.)	Part No.	Product No.	Number of Teeth	Pitch Length (in)	Weight (Lbs.)
784-14M-115	9293-53084	56	30.87	1.18	1092-14M-115	9293-0230	78	42.99	2.68
924-14M-115	9293-53092	66	36.38	.47	4004-14M-115	9293-53097	286	157.64	1.45

14mm Pitch — 170mm Wide

Part No.	Product No.	Number of Teeth	Pitch Length (in)	Weight (Lbs.)	Part No.	Product No.	Number of Teeth	Pitch Length (in)	Weight (Lbs.)
784-14M-170	9293-53085	56	30.87	.30	1092-14M-170	9293-0228	78	42.99	3.96
924-14M-170	9293-53093	66	36.38	.79	4004-14M-170	9293-51375	286	157.64	.34

20mm Pitch — 115mm Wide

Part No.	Product No.	Number of Teeth	Pitch Length (in)	Weight (Lbs.)	Part No.	Product No.	Number of Teeth	Pitch Length (in)	Weight (Lbs.)
2000-20M-115	9293-0700	100	78.74	7.00	5400-20M-115	9293-0709	270	212.60	19.50
2500-20M-115	9293-0702	125	98.43	9.40	5600-20M-115	9293-0710	280	220.47	20.00
3400-20M-115	9293-0703	170	133.86	12.30	5800-20M-115	9293-0711	290	228.35	21.00
3800-20M-115	9293-0704	190	149.61	13.70	6000-20M-115	9293-0775	300	236.22	22.50
4200-20M-115	9293-0705	210	165.35	15.00	6200-20M-115	9293-0712	310	244.09	23.50
4600-20M-115	9293-0706	230	181.10	16.30	6400-20M-115	9293-0713	320	251.97	24.00
5000-20M-115	9293-0707	250	196.85	18.50	6600-20M-115	9293-0714	330	259.84	25.00
5200-20M-115	9293-0708	260	204.72	19.00					

20mm Pitch — 170mm Wide

Part No.	Product No.	Number of Teeth	Pitch Length (in)	Weight (Lbs.)	Part No.	Product No.	Number of Teeth	Pitch Length (in)	Weight (Lbs.)
2000-20M-170	9293-0715	100	78.74	12.50	5400-20M-170	9293-0724	270	212.60	28.50
2500-20M-170	9293-0717	125	98.43	14.65	5600-20M-170	9293-0725	280	220.47	30.00
3400-20M-170	9293-0718	170	133.86	19.00	5800-20M-170	9293-0726	290	228.35	31.00
3800-20M-170	9293-0719	190	149.61	21.00	6000-20M-170	9293-0776	300	236.22	31.95
4200-20M-170	9293-0720	210	165.35	23.00	6200-20M-170	9293-0727	310	244.09	33.00
4600-20M-170	9293-0721	230	181.10	24.55	6400-20M-170	9293-0728	320	251.97	34.00
5000-20M-170	9293-0722	250	196.85	26.50	6600-20M-170	9293-0729	330	259.84	35.00
5200-20M-170	9293-0723	260	204.72	27.50					

PowerGrip® HTD® Belts

Product No. Series 9293 (continued)

20mm Pitch — 230mm Wide

Part No.	Product No.	Number of Teeth	Pitch Length (in)	Weight (Lbs.)
2000-20M-230	9293-0730	100	78.74	17.44
2500-20M-230	9293-0732	125	98.43	21.83
3400-20M-230	9293-0733	170	133.86	25.50
3800-20M-230	9293-0734	190	149.61	29.00
4200-20M-230	9293-0735	210	165.35	30.25
4600-20M-230	9293-0736	230	181.10	34.00
5000-20M-230	9293-0737	250	196.85	35.00
5200-20M-230	9293-0738	260	204.72	36.40

Part No.	Product No.	Number of Teeth	Pitch Length (in)	Weight (Lbs.)
5400-20M-230	9293-0739	270	212.60	38.00
5600-20M-230	9293-0740	280	220.47	40.00
5800-20M-230	9293-0741	290	228.35	42.00
6000-20M-230	9293-0777	300	236.22	43.00
6200-20M-230	9293-0742	310	244.09	44.00
6400-20M-230	9293-0743	320	251.97	46.00
6600-20M-230	9293-0744	330	259.84	47.00

20mm Pitch — 290mm Wide

Part No.	Product No.	Number of Teeth	Pitch Length (in)	Weight (Lbs.)
2000-20M-290	9293-0745	100	78.74	21.99
2500-20M-290	9293-0747	125	98.43	27.52
3400-20M-290	9293-0748	170	133.86	37.48
3800-20M-290	9293-0749	190	149.61	41.91
4200-20M-290	9293-0750	210	165.35	46.34
4600-20M-290	9293-0751	230	181.10	50.76
5000-20M-290	9293-0752	250	196.85	55.19
5200-20M-290	9293-0753	260	204.72	57.40

Part No.	Product No.	Number of Teeth	Pitch Length (in)	Weight (Lbs.)
5400-20M-290	9293-0754	270	212.60	43.45
5600-20M-290	9293-0755	280	220.47	61.83
5800-20M-290	9293-0756	290	228.35	64.05
6000-20M-290	9293-0778	300	236.22	66.26
6200-20M-290	9293-0757	310	244.09	68.47
6400-20M-290	9293-0758	320	251.97	70.69
6600-20M-290	9293-0759	330	259.84	72.90

20mm Pitch — 340mm Wide

Part No.	Product No.	Number of Teeth	Pitch Length (in)	Weight (Lbs.)
2000-20M-340	9293-0760	100	78.74	25.78
2500-20M-340	9293-0762	125	98.43	32.27
3400-20M-340	9293-0763	170	133.86	43.94
3800-20M-340	9293-0764	190	149.61	36.60
4200-20M-340	9293-0765	210	165.35	54.33
4600-20M-340	9293-0766	230	181.10	59.52
5000-20M-340	9293-0767	250	196.85	64.71
5200-20M-340	9293-0768	260	204.72	67.30

Part No.	Product No.	Number of Teeth	Pitch Length (in)	Weight (Lbs.)
5400-20M-340	9293-0769	270	212.60	69.90
5600-20M-340	9293-0770	280	220.47	72.49
5800-20M-340	9293-0771	290	228.35	75.09
6000-20M-340	9293-0779	300	236.22	77.68
6200-20M-340	9293-0772	310	244.09	80.28
6400-20M-340	9293-0773	320	251.97	82.87
6600-20M-340	9293-0774	330	259.84	85.47

PowerGrip® Timing Belts

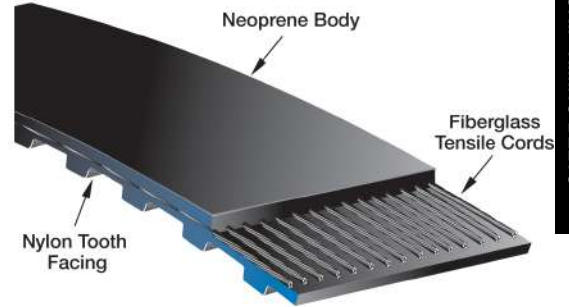
The trapezoidal tooth profile makes this belt well suited for use in positioning applications.

Markets/Applications

PowerGrip Timing belts are suitable for office machines, machine tools, postage equipment, sewing machines, vending machines, agriculture, outdoor power equipment, food processing, HVAC, oil fields, wood, paper, sand and gravel applications.

Features/Advantages

- **Fiberglass tensile cord** provides high strength, excellent flex life, and high resistance to elongation.
- **Neoprene body** provides protection against grime, grease, oil, and moisture.
- **Nylon tooth facing** provides a durable wear surface for long service life.
- **Eliminates lubrication and re-tensioning** to reduce maintenance and labor required on drives.



POWERGRIP TIMING BELTS

Recommended Pulleys

PowerGrip® Timing Pulleys

Notes

PowerGrip Timing belts are measured by:

Length- The length of a PowerGrip Timing Belt is shown in the first part of the belt designation. The first number is the pitch length in tenths of an inch. A 300L075 has a 30.0" pitch length.

Pitch- The pitch is the distance from center to center of the teeth (in inches). It is shown in the second part of the belt designation by a letter of letters. Part number 300L075 has a .375" pitch. The letters correspond to pitches as follows:

MXL = Mini Extra Light = 0.080" pitch;

XL = Extra Light = 0.200" pitch;

L = Light = 0.375" pitch;

H = Heavy = 0.500" pitch;

XH = Extra Heavy = 0.875" pitch;

XXH = Double Extra Heavy = 1.250" pitch.

Width- The width is shown in the last part of the belt designation. Part number 300L075 is .75" wide.

Product No. Series 9257

2/25" Pitch (.080"/MXL) — 1/8" Wide

Part No.	Product No.	Number of Teeth	Pitch Length (in)	Weight (Lbs.)	Part No.	Product No.	Number of Teeth	Pitch Length (in)	Weight (Lbs.)
32MXL012	9257-0129	40	3.20	.01	70MXL012	9257-0147	88	7.04	.01
34MXL012	9257-0130	42	3.36	.01	72MXL012	9257-0106	90	7.20	.01
36MXL012	9257-0119	45	3.60	.01	74MXL012	9257-0148	92	7.36	.01
38MXL012	9257-0131	47	3.76	.01	75MXL012	9257-0149	94	7.52	.01
40MXL012	9257-0120	50	4.00	.01	76MXL012	9257-0124	95	7.60	.01
43MXL012	9257-0132	54	4.32	.01	80MXL012	9257-0107	100	8.00	.01
44MXL012	9257-0121	55	4.40	.01	81MXL012	9257-0150	102	8.16	.01
45MXL012	9257-0133	56	4.48	.01	82MXL012	9257-0151	103	8.24	.01
47MXL012	9257-0134	59	4.72	.01	84MXL012	9257-0152	105	8.40	.01
48MXL012	9257-0122	60	4.80	.01	85MXL012	9257-0153	107	8.56	.01
51MXL012	9257-0135	64	5.12	.01	86MXL012	9257-0154	108	8.64	.01
52MXL012	9257-0136	65	5.20	.01	87MXL012	9257-0155	109	8.72	.01
53MXL012	9257-0137	67	5.36	.01	88MXL012	9257-0108	110	8.80	.01
54MXL012	9257-0138	68	5.44	.01	90MXL012	9257-0156	112	8.96	.01
56MXL012	9257-0104	70	5.60	.01	91MXL012	9257-0157	114	9.12	.01
57MXL012	9257-0139	71	5.68	.01	96MXL012	9257-0100	120	9.60	.01
58MXL012	9257-0140	72	5.76	.01	98MXL012	9257-0158	123	9.84	.01
59MXL012	9257-0141	74	5.92	.01	100MXL012	9257-0159	125	10.00	.01
61MXL012	9257-0142	76	6.08	.01	101MXL012	9257-0160	126	10.08	.01
62MXL012	9257-0143	77	6.16	.01	104MXL012	9257-0109	130	10.40	.01
63MXL012	9257-0144	79	6.32	.01	106MXL012	9257-0161	132	10.56	.01
64MXL012	9257-0105	80	6.40	.01	112MXL012	9257-0110	140	11.20	.01
66MXL012	9257-0145	83	6.64	.01	115MXL012	9257-0162	144	11.52	.01
68MXL012	9257-0123	85	6.80	.01	120MXL012	9257-0111	150	12.00	.01
69MXL012	9257-0146	87	6.96	.01	122MXL012	9257-0163	153	12.24	.01

PowerGrip® Timing Belts

Product No. Series 9257 (continued)

2/25" Pitch (.080"/MXL) — 1/8" Wide (continued)

Part No.	Product No.	Number of Teeth	Pitch Length (in)	Weight (Lbs.)	Part No.	Product No.	Number of Teeth	Pitch Length (in)	Weight (Lbs.)
124MXL012	9257-0164	155	12.40	.01	208MXL012	9257-0116	260	20.80	.01
132MXL012	9257-0125	165	13.20	.01	212MXL012	9257-0176	265	21.20	.01
133MXL012	9257-0165	166	13.28	.01	224MXL012	9257-0177	280	22.40	.01
136MXL012	9257-0166	170	13.60	.01	236MXL012	9257-0128	295	23.60	.01
140MXL012	9257-0112	175	14.00	.01	240MXL012	9257-0117	300	24.00	.01
147MXL012	9257-0167	184	14.72	.01	252MXL012	9257-0178	315	25.20	.01
152MXL012	9257-0126	190	15.20	.01	278MXL012	9257-0179	347	27.76	.01
156MXL012	9257-0168	195	15.60	.01	297MXL012	9257-0180	371	29.68	.01
160MXL012	9257-0113	200	16.00	.01	298MXL012	9257-0181	372	29.76	.02
166MXL012	9257-0169	208	16.64	.01	320MXL012	9257-0118	400	32.00	.02
168MXL012	9257-0127	210	16.80	.01	330MXL012	9257-0182	412	32.96	.02
170MXL012	9257-0170	212	16.96	.01	339MXL012	9257-0183	424	33.92	.02
177MXL012	9257-0171	221	17.68	.01	347MXL012	9257-0184	434	34.72	.02
178MXL012	9257-0172	222	17.76	.01	348MXL012	9257-0185	435	34.80	.02
180MXL012	9257-0114	225	18.00	.01	390MXL012	9257-0186	487	38.96	.02
184MXL012	9257-0173	230	18.40	.01	398MXL012	9257-0187	498	39.84	.02
196MXL012	9257-0174	245	19.60	.01	480MXL012	9257-0188	600	48.00	.02
198MXL012	9257-0175	248	19.84	.01	490MXL012	9257-0189	612	48.96	.02
200MXL012	9257-0115	250	20.00	.01	518MXL012	9257-0190	648	51.84	.02

2/25" Pitch (.080"/MXL) — 3/16" Wide

Part No.	Product No.	Number of Teeth	Pitch Length (in)	Weight (Lbs.)	Part No.	Product No.	Number of Teeth	Pitch Length (in)	Weight (Lbs.)
32MXL019	9257-0229	40	3.20	.01	86MXL019	9257-0254	108	8.64	.01
34MXL019	9257-0230	42	3.36	.01	87MXL019	9257-0255	109	8.72	.01
36MXL019	9257-0219	45	3.60	.01	88MXL019	9257-0208	110	8.80	.01
38MXL019	9257-0231	47	3.76	.01	90MXL019	9257-0256	112	8.96	.01
40MXL019	9257-0220	50	4.00	.01	91MXL019	9257-0257	114	9.12	.01
43MXL019	9257-0232	54	4.32	.01	96MXL019	9257-0200	120	9.60	.01
44MXL019	9257-0221	55	4.40	.01	98MXL019	9257-0258	123	9.84	.01
45MXL019	9257-0233	56	4.48	.01	100MXL019	9257-0259	125	10.00	.01
47MXL019	9257-0234	59	4.72	.01	101MXL019	9257-0260	126	10.08	.01
48MXL019	9257-0222	60	4.80	.01	104MXL019	9257-0209	130	10.40	.01
51MXL019	9257-0235	64	5.12	.01	106MXL019	9257-0261	132	10.56	.01
52MXL019	9257-0236	65	5.20	.01	112MXL019	9257-0210	140	11.20	.01
53MXL019	9257-0237	67	5.36	.01	115MXL019	9257-0262	144	11.52	.01
54MXL019	9257-0238	68	5.44	.01	120MXL019	9257-0211	150	12.00	.01
56MXL019	9257-0204	70	5.60	.01	122MXL019	9257-0263	153	12.24	.01
57MXL019	9257-0239	71	5.68	.01	124MXL019	9257-0264	155	12.40	.01
58MXL019	9257-0240	72	5.76	.01	132MXL019	9257-0225	165	13.20	.01
59MXL019	9257-0241	74	5.92	.01	133MXL019	9257-0265	166	13.28	.01
61MXL019	9257-0242	76	6.08	.01	136MXL019	9257-0266	170	13.60	.01
62MXL019	9257-0243	77	6.16	.01	140MXL019	9257-0212	175	14.00	.01
63MXL019	9257-0244	79	6.32	.01	147MXL019	9257-0267	184	14.72	.01
64MXL019	9257-0205	80	6.40	.01	152MXL019	9257-0226	190	15.20	.01
66MXL019	9257-0245	83	6.64	.01	156MXL019	9257-0268	195	15.60	.01
68MXL019	9257-0223	85	6.80	.01	160MXL019	9257-0213	200	16.00	.01
69MXL019	9257-0246	87	6.96	.01	166MXL019	9257-0269	208	16.64	.01
70MXL019	9257-0247	88	7.04	.01	168MXL019	9257-0227	210	16.80	.01
72MXL019	9257-0206	90	7.20	.01	170MXL019	9257-0270	212	16.96	.01
74MXL019	9257-0248	92	7.36	.01	177MXL019	9257-0271	221	17.68	.01
75MXL019	9257-0249	94	7.52	.01	178MXL019	9257-0272	222	17.76	.01
76MXL019	9257-0224	95	7.60	.01	180MXL019	9257-0214	225	18.00	.01
80MXL019	9257-0207	100	8.00	.01	184MXL019	9257-0273	230	18.40	.01
81MXL019	9257-0250	102	8.16	.01	196MXL019	9257-0274	245	19.60	.01
82MXL019	9257-0251	103	8.24	.01	198MXL019	9257-0275	248	19.84	.01
84MXL019	9257-0252	105	8.40	.01	200MXL019	9257-0215	250	20.00	.01
85MXL019	9257-0253	107	8.56	.01	208MXL019	9257-0216	260	20.80	.01

PowerGrip® Timing Belts

Product No. Series 9257 (continued)

2/25" Pitch (.080"/MXL) — 3/16" Wide (continued)

Part No.	Product No.	Number of Teeth	Pitch Length (in)	Weight (Lbs.)	Part No.	Product No.	Number of Teeth	Pitch Length (in)	Weight (Lbs.)
212MXL019	9257-0276	265	21.20	.01	330MXL019	9257-0282	412	32.96	.02
224MXL019	9257-0277	280	22.40	.01	339MXL019	9257-0283	424	33.92	.02
236MXL019	9257-0228	295	23.60	.01	347MXL019	9257-0284	434	34.72	.02
240MXL019	9257-0217	300	24.00	.01	348MXL019	9257-0285	435	34.80	.02
252MXL019	9257-0278	315	25.20	.01	390MXL019	9257-0286	487	38.96	.02
278MXL019	9257-0279	347	27.76	.01	398MXL019	9257-0287	498	39.84	.02
297MXL019	9257-0280	371	29.68	.02	480MXL019	9257-0288	600	48.00	.02
298MXL019	9257-0281	372	29.76	.02	490MXL019	9257-0289	612	48.96	.02
320MXL019	9257-0218	400	32.00	.02	518MXL019	9257-0290	648	51.84	.02

2/25" Pitch (.080"/MXL) — 1/4" Wide

Part No.	Product No.	Number of Teeth	Pitch Length (in)	Weight (Lbs.)	Part No.	Product No.	Number of Teeth	Pitch Length (in)	Weight (Lbs.)
32MXL025	9257-0329	40	3.20	.01	104MXL025	9257-0309	130	10.40	.01
34MXL025	9257-0330	42	3.36	.01	106MXL025	9257-0361	132	10.56	.01
36MXL025	9257-0319	45	3.60	.01	112MXL025	9257-0310	140	11.20	.01
38MXL025	9257-0331	47	3.76	.01	115MXL025	9257-0362	144	11.52	.01
40MXL025	9257-0320	50	4.00	.01	120MXL025	9257-0311	150	12.00	.01
43MXL025	9257-0332	54	4.32	.01	122MXL025	9257-0363	153	12.24	.01
44MXL025	9257-0321	55	4.40	.01	124MXL025	9257-0364	155	12.40	.01
45MXL025	9257-0333	56	4.48	.01	132MXL025	9257-0325	165	13.20	.01
47MXL025	9257-0334	59	4.72	.01	133MXL025	9257-0365	166	13.28	.01
48MXL025	9257-0322	60	4.80	.01	136MXL025	9257-0366	170	13.60	.01
51MXL025	9257-0335	64	5.12	.01	140MXL025	9257-0312	175	14.00	.01
52MXL025	9257-0336	65	5.20	.01	147MXL025	9257-0367	184	14.72	.01
53MXL025	9257-0337	67	5.36	.01	152MXL025	9257-0326	190	15.20	.01
54MXL025	9257-0338	68	5.44	.01	156MXL025	9257-0368	195	15.60	.01
56MXL025	9257-0304	70	5.60	.01	160MXL025	9257-0313	200	16.00	.01
57MXL025	9257-0339	71	5.68	.01	166MXL025	9257-0369	208	16.64	.01
58MXL025	9257-0340	72	5.76	.01	168MXL025	9257-0327	210	16.80	.01
59MXL025	9257-0341	74	5.92	.01	170MXL025	9257-0370	212	16.96	.01
61MXL025	9257-0342	76	6.08	.01	177MXL025	9257-0371	221	17.68	.01
62MXL025	9257-0343	77	6.16	.01	178MXL025	9257-0372	222	17.76	.01
63MXL025	9257-0344	79	6.32	.01	180MXL025	9257-0314	225	18.00	.01
64MXL025	9257-0305	80	6.40	.01	184MXL025	9257-0373	230	18.40	.01
66MXL025	9257-0345	83	6.64	.01	196MXL025	9257-0374	245	19.60	.01
68MXL025	9257-0323	85	6.80	.01	198MXL025	9257-0375	248	19.84	.01
69MXL025	9257-0346	87	6.96	.01	200MXL025	9257-0315	250	20.00	.01
70MXL025	9257-0347	88	7.04	.01	208MXL025	9257-0316	260	20.80	.01
72MXL025	9257-0306	90	7.20	.01	212MXL025	9257-0376	265	21.20	.01
74MXL025	9257-0348	92	7.36	.01	224MXL025	9257-0377	280	22.40	.02
75MXL025	9257-0349	94	7.52	.01	236MXL025	9257-0328	295	23.60	.01
76MXL025	9257-0324	95	7.60	.01	240MXL025	9257-0317	300	24.00	.01
80MXL025	9257-0307	100	8.00	.01	252MXL025	9257-0378	315	25.20	.01
81MXL025	9257-0350	102	8.16	.01	278MXL025	9257-0379	347	27.76	.01
82MXL025	9257-0351	103	8.24	.01	297MXL025	9257-0380	371	29.68	.02
84MXL025	9257-0352	105	8.40	.01	298MXL025	9257-0381	372	29.76	.02
85MXL025	9257-0353	107	8.56	.01	320MXL025	9257-0318	400	32.00	.02
86MXL025	9257-0354	108	8.64	.01	330MXL025	9257-0382	412	32.96	.02
87MXL025	9257-0355	109	8.72	.01	339MXL025	9257-0383	424	33.92	.02
88MXL025	9257-0308	110	8.80	.01	347MXL025	9257-0384	434	34.72	.02
90MXL025	9257-0356	112	8.96	.01	348MXL025	9257-0385	435	34.80	.02
91MXL025	9257-0357	114	9.12	.01	390MXL025	9257-0386	487	38.96	.02
96MXL025	9257-0300	120	9.60	.01	398MXL025	9257-0387	498	39.84	.02
98MXL025	9257-0358	123	9.84	.01	480MXL025	9257-0388	600	48.00	.02
100MXL025	9257-0359	125	10.00	.01	490MXL025	9257-0389	612	48.96	.02
101MXL025	9257-0360	126	10.08	.01	518MXL025	9257-0390	648	51.84	.02

PowerGrip® Timing Belts

Product No. Series 9257 (continued)

1/5" Pitch (.200"/XL) — 1/4" Wide

POWERGRIP TIMING BELTS

Part No.	Product No.	Number of Teeth	Pitch Length (in)	Weight (Lbs.)	Part No.	Product No.	Number of Teeth	Pitch Length (in)	Weight (Lbs.)
42XL025	9257-1141	21	4.20	.01	174XL025	9257-1188	87	17.40	.02
50XL025	9257-1121	25	5.00	.01	176XL025	9257-1189	88	17.60	.02
54XL025	9257-1142	27	5.40	.01	178XL025	9257-1190	89	17.80	.02
56XL025	9257-1143	28	5.60	.01	180XL025	9257-1112	90	18.00	.02
58XL025	9257-1144	29	5.80	.01	182XL025	9257-1191	91	18.20	.02
60XL025	9257-1100	30	6.00	.01	184XL025	9257-1192	92	18.40	.02
62XL025	9257-1145	31	6.20	.01	186XL025	9257-1193	93	18.60	.02
64XL025	9257-1146	32	6.40	.01	188XL025	9257-1194	94	18.80	.02
66XL025	9257-1147	33	6.60	.01	190XL025	9257-1113	95	19.00	.02
68XL025	9257-1148	34	6.80	.01	192XL025	9257-1195	96	19.20	.02
70XL025	9257-1101	35	7.00	.01	194XL025	9257-1196	97	19.40	.02
72XL025	9257-1149	36	7.20	.01	200XL025	9257-1114	100	20.00	.02
74XL025	9257-1150	37	7.40	.01	202XL025	9257-1197	101	20.20	.02
76XL025	9257-1151	38	7.60	.01	204XL025	9257-1198	102	20.40	.02
78XL025	9257-1152	39	7.80	.01	206XL025	9257-1199	103	20.60	.02
80XL025	9257-1102	40	8.00	.01	210XL025	9257-1115	105	21.00	.02
82XL025	9257-1153	41	8.20	.01	212XL025	9257-8100	106	21.20	.02
84XL025	9257-1154	42	8.40	.01	214XL025	9257-8101	107	21.40	.02
86XL025	9257-1155	43	8.60	.01	218XL025	9257-8102	109	21.80	.02
88XL025	9257-1156	44	8.80	.01	220XL025	9257-1116	110	22.00	.02
90XL025	9257-1103	45	9.00	.01	222XL025	9257-8103	111	22.20	.02
92XL025	9257-1157	46	9.20	.01	226XL025	9257-8104	113	22.60	.01
94XL025	9257-1158	47	9.40	.01	228XL025	9257-8105	114	22.80	.02
96XL025	9257-1159	48	9.60	.01	230XL025	9257-1117	115	23.00	.02
98XL025	9257-1160	49	9.80	.01	232XL025	9257-8106	116	23.20	.01
100XL025	9257-1104	50	10.00	.01	234XL025	9257-8107	117	23.40	.02
102XL025	9257-1161	51	10.20	.01	236XL025	9257-8108	118	23.60	.02
106XL025	9257-1162	53	10.60	.01	240XL025	9257-1118	120	24.00	.02
108XL025	9257-1163	54	10.80	.01	244XL025	9257-8109	122	24.40	.01
110XL025	9257-1105	55	11.00	.01	246XL025	9257-8110	123	24.60	.02
112XL025	9257-1164	56	11.20	.01	250XL025	9257-1119	125	25.00	.02
114XL025	9257-1165	57	11.40	.01	254XL025	9257-8111	127	25.40	.01
116XL025	9257-1166	58	11.60	.01	258XL025	9257-8112	129	25.80	.02
120XL025	9257-1106	60	12.00	.01	260XL025	9257-1120	130	26.00	.02
122XL025	9257-1167	61	12.20	.01	262XL025	9257-8113	131	26.20	.02
124XL025	9257-1168	62	12.40	.01	264XL025	9257-8114	132	26.40	.01
126XL025	9257-1169	63	12.60	.01	266XL025	9257-8115	133	26.60	.02
128XL025	9257-1170	64	12.80	.01	268XL025	9257-8116	134	26.80	.02
130XL025	9257-1107	65	13.00	.01	274XL025	9257-8117	137	27.40	.02
132XL025	9257-1171	66	13.20	.01	280XL025	9257-1122	140	28.00	.03
134XL025	9257-1172	67	13.40	.01	286XL025	9257-8118	143	28.60	.03
136XL025	9257-1173	68	13.60	.01	290XL025	9257-1123	145	29.00	.03
138XL025	9257-1174	69	13.80	.01	296XL025	9257-8119	148	29.60	.01
140XL025	9257-1108	70	14.00	.01	300XL025	9257-1124	150	30.00	.03
142XL025	9257-1175	71	14.20	.01	306XL025	9257-8120	153	30.60	.03
144XL025	9257-1176	72	14.40	.01	310XL025	9257-1125	155	31.00	.03
146XL025	9257-1177	73	14.60	.01	316XL025	9257-8121	158	31.60	.03
148XL025	9257-1178	74	14.80	.01	320XL025	9257-8122	160	32.00	.02
150XL025	9257-1109	75	15.00	.01	322XL025	9257-8123	161	32.20	.03
152XL025	9257-1179	76	15.20	.01	330XL025	9257-1126	165	33.00	.03
154XL025	9257-1180	77	15.40	.01	338XL025	9257-8124	169	33.80	.03
156XL025	9257-1181	78	15.60	.01	340XL025	9257-1127	170	34.00	.03
158XL025	9257-1182	79	15.80	.01	344XL025	9257-8125	172	34.40	.03
160XL025	9257-1110	80	16.00	.02	348XL025	9257-8126	174	34.80	.04
162XL025	9257-1183	81	16.20	.01	350XL025	9257-1128	175	35.00	.03
164XL025	9257-1184	82	16.40	.01	362XL025	9257-8127	181	36.20	.01
166XL025	9257-1185	83	16.60	.01	370XL025	9257-1129	185	37.00	.03
168XL025	9257-1186	84	16.80	.01	380XL025	9257-1130	190	38.00	.03
170XL025	9257-1111	85	17.00	.02	384XL025	9257-8128	192	38.40	.04
172XL025	9257-1187	86	17.20	.02	390XL025	9257-1131	195	39.00	.03

PowerGrip® Timing Belts

Product No. Series 9257 (continued)

1/5" Pitch (.200"/XL) — 1/4" Wide (continued)

Part No.	Product No.	Number of Teeth	Pitch Length (in)	Weight (Lbs.)	Part No.	Product No.	Number of Teeth	Pitch Length (in)	Weight (Lbs.)
400XL025	9257-1132	200	40.00	.03	498XL025	9257-8137	249	49.80	.05
412XL025	9257-8129	206	41.20	.01	500XL025	9257-1137	250	50.00	.04
420XL025	9257-1133	210	42.00	.03	506XL025	9257-8138	253	50.60	.04
424XL025	9257-8130	212	42.40	.05	524XL025	9257-8139	262	52.40	.04
432XL025	9257-8131	216	43.20	.05	570XL025	9257-1138	285	57.00	.04
438XL025	9257-8132	219	43.80	.04	580XL025	9257-8140	290	58.00	.05
444XL025	9257-8133	222	44.40	.05	592XL025	9257-8141	296	59.20	.05
450XL025	9257-1134	225	45.00	.03	612XL025	9257-8142	306	61.20	.05
454XL025	9257-8134	227	45.40	.05	630XL025	9257-1139	315	63.00	.05
460XL025	9257-1135	230	46.00	.04	672XL025	9257-8143	336	67.20	.04
468XL025	9257-8135	234	46.80	.05	690XL025	9257-8144	345	69.00	.04
480XL025	9257-1136	240	48.00	.04	770XL025	9257-1140	385	77.00	.06
492XL025	9257-8136	246	49.20	.04	850XL025	9257-8145	425	85.00	.06

1/5" Pitch (.200"/XL) — 3/8" Wide

Part No.	Product No.	Number of Teeth	Pitch Length (in)	Weight (Lbs.)	Part No.	Product No.	Number of Teeth	Pitch Length (in)	Weight (Lbs.)
42XL037	9257-1341	21	4.20	.01	136XL037	9257-1373	68	13.60	.02
50XL037	9257-1321	25	5.00	.01	138XL037	9257-1374	69	13.80	.02
54XL037	9257-1342	27	5.40	.01	140XL037	9257-1308	70	14.00	.02
56XL037	9257-1343	28	5.60	.01	142XL037	9257-1375	71	14.20	.02
58XL037	9257-1344	29	5.80	.01	144XL037	9257-1376	72	14.40	.02
60XL037	9257-1300	30	6.00	.01	146XL037	9257-1377	73	14.60	.02
62XL037	9257-1345	31	6.20	.01	148XL037	9257-1378	74	14.80	.02
64XL037	9257-1346	32	6.40	.01	150XL037	9257-1309	75	15.00	.02
66XL037	9257-1347	33	6.60	.01	152XL037	9257-1379	76	15.20	.02
68XL037	9257-1348	34	6.80	.01	154XL037	9257-1380	77	15.40	.02
70XL037	9257-1301	35	7.00	.01	156XL037	9257-1381	78	15.60	.02
72XL037	9257-1349	36	7.20	.01	158XL037	9257-1382	79	15.80	.02
74XL037	9257-1350	37	7.40	.01	160XL037	9257-1310	80	16.00	.02
76XL037	9257-1351	38	7.60	.01	162XL037	9257-1383	81	16.20	.02
78XL037	9257-1352	39	7.80	.01	164XL037	9257-1384	82	16.40	.02
80XL037	9257-1302	40	8.00	.01	166XL037	9257-1385	83	16.60	.02
82XL037	9257-1353	41	8.20	.01	168XL037	9257-1386	84	16.80	.02
84XL037	9257-1354	42	8.40	.01	170XL037	9257-1311	85	17.00	.02
86XL037	9257-1355	43	8.60	.01	172XL037	9257-1387	86	17.20	.02
88XL037	9257-1356	44	8.80	.01	174XL037	9257-1388	87	17.40	.02
90XL037	9257-1303	45	9.00	.01	176XL037	9257-1389	88	17.60	.02
92XL037	9257-1357	46	9.20	.02	178XL037	9257-1390	89	17.80	.02
94XL037	9257-1358	47	9.40	.02	180XL037	9257-1312	90	18.00	.02
96XL037	9257-1359	48	9.60	.01	182XL037	9257-1391	91	18.20	.02
98XL037	9257-1360	49	9.80	.02	184XL037	9257-1392	92	18.40	.02
100XL037	9257-1304	50	10.00	.02	186XL037	9257-1393	93	18.60	.02
102XL037	9257-1361	51	10.20	.01	188XL037	9257-1394	94	18.80	.02
106XL037	9257-1362	53	10.60	.02	190XL037	9257-1313	95	19.00	.02
108XL037	9257-1363	54	10.80	.02	192XL037	9257-1395	96	19.20	.02
110XL037	9257-1305	55	11.00	.02	194XL037	9257-1396	97	19.40	.02
112XL037	9257-1364	56	11.20	.02	200XL037	9257-1314	100	20.00	.02
114XL037	9257-1365	57	11.40	.02	202XL037	9257-1397	101	20.20	.03
116XL037	9257-1366	58	11.60	.02	204XL037	9257-1398	102	20.40	.03
120XL037	9257-1306	60	12.00	.02	206XL037	9257-1399	103	20.60	.03
122XL037	9257-1367	61	12.20	.02	210XL037	9257-1315	105	21.00	.03
124XL037	9257-1368	62	12.40	.02	212XL037	9257-8300	106	21.20	.02
126XL037	9257-1369	63	12.60	.02	214XL037	9257-8301	107	21.40	.03
128XL037	9257-1370	64	12.80	.02	218XL037	9257-8302	109	21.80	.03
130XL037	9257-1307	65	13.00	.02	220XL037	9257-1316	110	22.00	.03
132XL037	9257-1371	66	13.20	.02	222XL037	9257-8303	111	22.20	.02
134XL037	9257-1372	67	13.40	.02	226XL037	9257-8304	113	22.60	.03

PowerGrip® Timing Belts

Product No. Series 9257 (continued)

1/5" Pitch (.200"/XL) — 3/8" Wide (continued)

POWERGRIP TIMING BELTS

Part No.	Product No.	Number of Teeth	Pitch Length (in)	Weight (Lbs.)	Part No.	Product No.	Number of Teeth	Pitch Length (in)	Weight (Lbs.)
228XL037	9257-8305	114	22.80	.03	350XL037	9257-1328	175	35.00	.04
230XL037	9257-1317	115	23.00	.03	362XL037	9257-8327	181	36.20	.04
232XL037	9257-8306	116	23.20	.03	370XL037	9257-1329	185	37.00	.04
234XL037	9257-8307	117	23.40	.03	380XL037	9257-1330	190	38.00	.04
236XL037	9257-8308	118	23.60	.03	384XL037	9257-8328	192	38.40	.05
240XL037	9257-1318	120	24.00	.03	390XL037	9257-1331	195	39.00	.04
244XL037	9257-8309	122	24.40	.03	400XL037	9257-1332	200	40.00	.05
246XL037	9257-8310	123	24.60	.03	412XL037	9257-8329	206	41.20	.05
250XL037	9257-1319	125	25.00	.03	420XL037	9257-1333	210	42.00	.05
254XL037	9257-8311	127	25.40	.03	424XL037	9257-8330	212	42.40	.05
258XL037	9257-8312	129	25.80	.03	432XL037	9257-8331	216	43.20	.05
260XL037	9257-1320	130	26.00	.03	438XL037	9257-8332	219	43.80	.05
262XL037	9257-8313	131	26.20	.20	444XL037	9257-8333	222	44.40	.05
264XL037	9257-8314	132	26.40	.20	450XL037	9257-1334	225	45.00	.05
266XL037	9257-8315	133	26.60	.20	454XL037	9257-8334	227	45.40	.06
268XL037	9257-8316	134	26.80	.03	460XL037	9257-1335	230	46.00	.05
274XL037	9257-8317	137	27.40	.03	468XL037	9257-8335	234	46.80	.06
280XL037	9257-1322	140	28.00	.03	480XL037	9257-1336	240	48.00	.06
286XL037	9257-8318	143	28.60	.03	492XL037	9257-8336	246	49.20	.06
290XL037	9257-1323	145	29.00	.03	498XL037	9257-8337	249	49.80	.06
296XL037	9257-8319	148	29.60	.03	500XL037	9257-1337	250	50.00	.06
300XL037	9257-1324	150	30.00	.04	506XL037	9257-8338	253	50.60	.08
306XL037	9257-8320	153	30.60	.03	524XL037	9257-8339	262	52.40	.06
310XL037	9257-1325	155	31.00	.04	570XL037	9257-1338	285	57.00	.07
316XL037	9257-8321	158	31.60	.03	580XL037	9257-8340	290	58.00	.07
320XL037	9257-8322	160	32.00	.04	592XL037	9257-8341	296	59.20	.06
322XL037	9257-8323	161	32.20	.04	612XL037	9257-8342	306	61.20	.08
330XL037	9257-1326	165	33.00	.04	630XL037	9257-1339	315	63.00	.07
338XL037	9257-8324	169	33.80	.04	672XL037	9257-8343	336	67.20	.10
340XL037	9257-1327	170	34.00	.04	690XL037	9257-8344	345	69.00	.10
344XL037	9257-8325	172	34.40	.05	770XL037	9257-1340	385	77.00	.09
348XL037	9257-8326	174	34.80	.04	850XL037	9257-8345	425	85.00	.09

3/8" Pitch (.375"/L) — 1/2" Wide

Part No.	Product No.	Number of Teeth	Pitch Length (in)	Weight (Lbs.)	Part No.	Product No.	Number of Teeth	Pitch Length (in)	Weight (Lbs.)
124L050	9257-2100	33	12.38	.02	315L050	9257-2123	84	31.50	.07
135L050	9257-2120	36	13.50	.03	322L050	9257-2110	86	32.25	.07
150L050	9257-2101	40	15.00	.03	345L050	9257-2111	92	34.50	.08
154L050	9257-2127	41	15.38	.03	367L050	9257-2112	98	36.75	.08
158L050	9257-2128	42	15.75	.04	375L050	9257-7139	100	37.50	.08
165L050	9257-2121	44	16.50	.04	390L050	9257-2113	104	39.00	.09
173L050	9257-2129	46	17.25	.04	420L050	9257-2114	112	42.00	.10
176L050	9257-7133	47	17.63	.04	446L050	9257-7140	119	44.63	.10
187L050	9257-2102	50	18.75	.04	450L050	9257-2115	120	45.00	.11
195L050	9257-2122	52	19.50	.04	480L050	9257-2116	128	48.00	.11
199L050	9257-7134	53	19.88	.04	510L050	9257-2117	136	51.00	.12
203L050	9257-7135	54	20.25	.04	540L050	9257-2118	144	54.00	.13
210L050	9257-2103	56	21.00	.04	566L050	9257-7141	151	56.63	.14
218L050	9257-7136	58	21.75	.05	570L050	9257-7142	152	57.00	.14
225L050	9257-2104	60	22.50	.05	581L050	9257-7143	155	58.13	.14
240L050	9257-2105	64	24.00	.05	600L050	9257-2119	160	60.00	.14
248L050	9257-7137	66	24.75	.05	630L050	9257-7144	168	63.00	.15
255L050	9257-2106	68	25.50	.06	660L050	9257-2124	176	66.00	.16
263L050	9257-7138	70	26.25	.06	720L050	9257-7145	192	72.00	.18
270L050	9257-2107	72	27.00	.06	731L050	9257-7146	195	73.13	.18
285L050	9257-2108	76	28.50	.06	817L050	9257-2125	218	81.75	.20
300L050	9257-2109	80	30.00	.07	900L050	9257-2126	240	90.00	.22

PowerGrip® Timing Belts

Product No. Series 9257 (continued)

3/8" Pitch (.375"/L) — 1/2" Wide (continued)

Part No.	Product No.	Number of Teeth	Pitch Length (in)	Weight (Lbs.)
915L050	9257-7147	244	91.50	.22

Part No.	Product No.	Number of Teeth	Pitch Length (in)	Weight (Lbs.)
945L050	9257-7148	252	94.50	.23

3/8" Pitch (.375"/L) — 3/4" Wide

Part No.	Product No.	Number of Teeth	Pitch Length (in)	Weight (Lbs.)
124L075	9257-2200	33	12.38	.04
135L075	9257-2220	36	13.50	.04
150L075	9257-2201	40	15.00	.04
154L075	9257-2227	41	15.38	.04
158L075	9257-2228	42	15.75	.05
165L075	9257-2221	44	16.50	.05
173L075	9257-2229	46	17.25	.05
176L075	9257-7233	47	17.63	.06
187L075	9257-2202	50	18.75	.06
195L075	9257-2222	52	19.50	.06
199L075	9257-7234	53	19.88	.06
203L075	9257-7235	54	20.25	.06
210L075	9257-2203	56	21.00	.06
218L075	9257-7236	58	21.75	.07
225L075	9257-2204	60	22.50	.07
240L075	9257-2205	64	24.00	.08
248L075	9257-7237	66	24.75	.08
255L075	9257-2206	68	25.50	.08
263L075	9257-7238	70	26.25	.09
270L075	9257-2207	72	27.00	.09
285L075	9257-2208	76	28.50	.10
300L075	9257-2209	80	30.00	.10
315L075	9257-2223	84	31.50	.11

Part No.	Product No.	Number of Teeth	Pitch Length (in)	Weight (Lbs.)
322L075	9257-2210	86	32.25	.11
345L075	9257-2211	92	34.50	.12
367L075	9257-2212	98	36.75	.13
375L075	9257-7239	100	37.50	.13
390L075	9257-2213	104	39.00	.14
420L075	9257-2214	112	42.00	.15
446L075	9257-7240	119	44.63	.17
450L075	9257-2215	120	45.00	.17
480L075	9257-2216	128	48.00	.18
510L075	9257-2217	136	51.00	.19
540L075	9257-2218	144	54.00	.21
566L075	9257-7241	151	56.63	.21
570L075	9257-7242	152	57.00	.22
581L075	9257-7243	155	58.13	.22
600L075	9257-2219	160	60.00	.23
630L075	9257-7244	168	63.00	.25
660L075	9257-2224	176	66.00	.26
720L075	9257-7245	192	72.00	.28
731L075	9257-7246	195	73.13	.29
817L075	9257-2225	218	81.75	.32
900L075	9257-2226	240	90.00	.36
915L075	9257-7247	244	91.50	.37
945L075	9257-7248	252	94.50	.38

3/8" Pitch (.375"/L) — 1" Wide

Part No.	Product No.	Number of Teeth	Pitch Length (in)	Weight (Lbs.)
124L100	9257-2300	33	12.38	.05
135L100	9257-2320	36	13.50	.05
150L100	9257-2301	40	15.00	.06
154L100	9257-2327	41	15.38	.06
158L100	9257-2328	42	15.75	.06
165L100	9257-2321	44	16.50	.06
173L100	9257-2329	46	17.25	.07
176L100	9257-7333	47	17.63	.07
187L100	9257-2302	50	18.75	.08
195L100	9257-2322	52	19.50	.08
199L100	9257-7334	53	19.88	.09
203L100	9257-7335	54	20.25	.09
210L100	9257-2303	56	21.00	.09
218L100	9257-7336	58	21.75	.09
225L100	9257-2304	60	22.50	.10
240L100	9257-2305	64	24.00	.10
248L100	9257-7337	66	24.75	.10
255L100	9257-2306	68	25.50	.12
263L100	9257-7338	70	26.25	.12
270L100	9257-2307	72	27.00	.12
285L100	9257-2308	76	28.50	.12
300L100	9257-2309	80	30.00	.13
315L100	9257-2323	84	31.50	.15

Part No.	Product No.	Number of Teeth	Pitch Length (in)	Weight (Lbs.)
322L100	9257-2310	86	32.25	.15
345L100	9257-2311	92	34.50	.16
367L100	9257-2312	98	36.75	.17
375L100	9257-7339	100	37.50	.17
390L100	9257-2313	104	39.00	.18
420L100	9257-2314	112	42.00	.20
446L100	9257-7340	119	44.63	.22
450L100	9257-2315	120	45.00	.22
480L100	9257-2316	128	48.00	.24
510L100	9257-2317	136	51.00	.25
540L100	9257-2318	144	54.00	.27
566L100	9257-7341	151	56.63	.29
570L100	9257-7342	152	57.00	.29
581L100	9257-7343	155	58.13	.29
600L100	9257-2319	160	60.00	.30
630L100	9257-7344	168	63.00	.32
660L100	9257-2324	176	66.00	.34
720L100	9257-7345	192	72.00	.37
731L100	9257-7346	195	73.13	.38
817L100	9257-2325	218	81.75	.42
900L100	9257-2326	240	90.00	.47
915L100	9257-7347	244	91.50	.48
945L100	9257-7348	252	94.50	.50

PowerGrip® Timing Belts

Product No. Series 9257 (continued)

1/2" Pitch (.500"/H) — 3/4" Wide

POWERGRIP TIMING BELTS

Part No.	Product No.	Number of Teeth	Pitch Length (in)	Weight (Lbs.)	Part No.	Product No.	Number of Teeth	Pitch Length (in)	Weight (Lbs.)
210H075	9257-3125	42	21.00	.07	630H075	9257-3113	126	63.00	.28
220H075	9257-3126	44	22.00	.07	645H075	9257-3137	129	64.50	.27
225H075	9257-3145	45	22.50	.08	655H075	9257-8156	131	65.50	.28
230H075	9257-3127	46	23.00	.09	660H075	9257-3114	132	66.00	.28
240H075	9257-3100	48	24.00	.09	670H075	9257-8157	134	67.00	.29
270H075	9257-3101	54	27.00	.10	700H075	9257-3115	140	70.00	.30
300H075	9257-3102	60	30.00	.10	730H075	9257-3138	146	73.00	.32
310H075	9257-3146	62	31.00	.12	750H075	9257-3116	150	75.00	.33
315H075	9257-3147	63	31.50	.12	775H075	9257-8158	155	77.50	.34
320H075	9257-3128	64	32.00	.12	780H075	9257-3139	156	78.00	.35
330H075	9257-3103	66	33.00	.12	800H075	9257-3117	160	80.00	.35
340H075	9257-3129	68	34.00	.14	810H075	9257-8159	162	81.00	.36
350H075	9257-3130	70	35.00	.15	820H075	9257-3140	164	82.00	.36
360H075	9257-3104	72	36.00	.15	840H075	9257-3141	168	84.00	.38
370H075	9257-3131	74	37.00	.15	850H075	9257-3118	170	85.00	.38
390H075	9257-3105	78	39.00	.16	900H075	9257-3119	180	90.00	.41
400H075	9257-3132	80	40.00	.16	950H075	9257-8160	190	95.00	.44
410H075	9257-3133	82	41.00	.16	960H075	9257-3142	192	96.00	.44
415H075	9257-3148	83	41.50	.16	1000H075	9257-3120	200	100.00	.45
420H075	9257-3106	84	42.00	.17	1100H075	9257-3121	220	110.00	.50
445H075	9257-3149	89	44.50	.18	1140H075	9257-3143	228	114.00	.52
450H075	9257-3107	90	45.00	.18	1180H075	9257-8161	236	118.00	.55
455H075	9257-8150	91	45.50	.19	1250H075	9257-3122	250	125.00	.57
465H075	9257-8151	93	46.50	.19	1325H075	9257-8162	265	132.50	.60
480H075	9257-3108	96	48.00	.20	1350H075	9257-8163	270	135.00	.62
490H075	9257-3134	98	49.00	.20	1365H075	9257-8164	273	136.50	.62
495H075	9257-8152	99	49.50	.21	1400H075	9257-3123	280	140.00	.65
510H075	9257-3109	102	51.00	.21	1510H075	9257-8165	302	151.00	.69
525H075	9257-8153	105	52.50	.22	1550H075	9257-3144	310	155.00	.70
540H075	9257-3110	108	54.00	.23	1645H075	9257-8166	329	164.50	.76
555H075	9257-8154	111	55.50	.23	1680H075	9257-8167	336	168.00	.79
560H075	9257-3135	112	56.00	.24	1700H075	9257-3124	340	170.00	.80
570H075	9257-3111	114	57.00	.24	2090H075	9257-8168	418	209.00	.98
585H075	9257-3136	117	58.50	.25	2100H075	9257-8169	420	210.00	.98
600H075	9257-3112	120	60.00	.26	2120H075	9257-8170	424	212.00	1.00
605H075	9257-8155	121	60.50	.26	2330H075	9257-8171	466	233.00	1.10

1/2" Pitch (.500"/H) — 1" Wide

Part No.	Product No.	Number of Teeth	Pitch Length (in)	Weight (Lbs.)	Part No.	Product No.	Number of Teeth	Pitch Length (in)	Weight (Lbs.)
210H100	9257-3225	42	21.00	.08	415H100	9257-3248	83	41.50	.20
220H100	9257-3226	44	22.00	.08	420H100	9257-3206	84	42.00	.20
225H100	9257-3245	45	22.50	.08	445H100	9257-3249	89	44.50	.23
230H100	9257-3227	46	23.00	.09	450H100	9257-3207	90	45.00	.23
240H100	9257-3200	48	24.00	.10	455H100	9257-8250	91	45.50	.23
270H100	9257-3201	54	27.00	.11	465H100	9257-8251	93	46.50	.23
300H100	9257-3202	60	30.00	.13	480H100	9257-3208	96	48.00	.23
310H100	9257-3246	62	31.00	.14	490H100	9257-3234	98	49.00	.24
315H100	9257-3247	63	31.50	.14	495H100	9257-8252	99	49.50	.25
320H100	9257-3228	64	32.00	.15	510H100	9257-3209	102	51.00	.26
330H100	9257-3203	66	33.00	.15	525H100	9257-8253	105	52.50	.27
340H100	9257-3229	68	34.00	.16	540H100	9257-3210	108	54.00	.28
350H100	9257-3230	70	35.00	.16	555H100	9257-8254	111	55.50	.29
360H100	9257-3204	72	36.00	.17	560H100	9257-3235	112	56.00	.30
370H100	9257-3231	74	37.00	.17	570H100	9257-3211	114	57.00	.32
390H100	9257-3205	78	39.00	.18	585H100	9257-3236	117	58.50	.33
400H100	9257-3232	80	40.00	.19	600H100	9257-3212	120	60.00	.33
410H100	9257-3233	82	41.00	.19	605H100	9257-8255	121	60.50	.33

PowerGrip® Timing Belts

Product No. Series 9257 (continued)

1/2" Pitch (.500"/H) — 1" Wide (continued)

Part No.	Product No.	Number of Teeth	Pitch Length (in)	Weight (Lbs.)	Part No.	Product No.	Number of Teeth	Pitch Length (in)	Weight (Lbs.)
630H100	9257-3213	126	63.00	.34	1000H100	9257-3220	200	100.00	.58
645H100	9257-3237	129	64.50	.35	1100H100	9257-3221	220	110.00	.64
655H100	9257-8256	131	65.50	.36	1140H100	9257-3243	228	114.00	.67
660H100	9257-3214	132	66.00	.36	1180H100	9257-8261	236	118.00	.69
670H100	9257-8257	134	67.00	.37	1250H100	9257-3222	250	125.00	.75
700H100	9257-3215	140	70.00	.40	1325H100	9257-8262	265	132.50	.78
730H100	9257-3238	146	73.00	.41	1350H100	9257-8263	270	135.00	.80
750H100	9257-3216	150	75.00	.42	1365H100	9257-8264	273	136.50	.80
775H100	9257-8258	155	77.50	.43	1400H100	9257-3223	280	140.00	.84
780H100	9257-3239	156	78.00	.44	1510H100	9257-8265	302	151.00	.90
800H100	9257-3217	160	80.00	.45	1550H100	9257-3244	310	155.00	.94
810H100	9257-8259	162	81.00	.46	1645H100	9257-8266	329	164.50	1.00
820H100	9257-3240	164	82.00	.46	1680H100	9257-8267	336	168.00	1.01
840H100	9257-3241	168	84.00	.48	1700H100	9257-3224	340	170.00	1.03
850H100	9257-3218	170	85.00	.48	2090H100	9257-8268	418	209.00	1.26
900H100	9257-3219	180	90.00	.51	2100H100	9257-8269	420	210.00	1.26
950H100	9257-8260	190	95.00	.53	2120H100	9257-8270	424	212.00	1.30
960H100	9257-3242	192	96.00	.55	2330H100	9257-8271	466	233.00	1.44

1/2" Pitch (.500"/H) — 1 1/2" Wide

Part No.	Product No.	Number of Teeth	Pitch Length (in)	Weight (Lbs.)	Part No.	Product No.	Number of Teeth	Pitch Length (in)	Weight (Lbs.)
210H150	9257-3325	42	21.00	.15	630H150	9257-3313	126	63.00	.56
220H150	9257-3326	44	22.00	.15	645H150	9257-3337	129	64.50	.57
225H150	9257-3345	45	22.50	.18	655H150	9257-8356	131	65.50	.58
230H150	9257-3327	46	23.00	.15	660H150	9257-3314	132	66.00	.59
240H150	9257-3300	48	24.00	.15	670H150	9257-8357	134	67.00	.60
270H150	9257-3301	54	27.00	.20	700H150	9257-3315	140	70.00	.61
300H150	9257-3302	60	30.00	.21	730H150	9257-3338	146	73.00	.64
310H150	9257-3346	62	31.00	.22	750H150	9257-3316	150	75.00	.70
315H150	9257-3347	63	31.50	.24	775H150	9257-8358	155	77.50	.70
320H150	9257-3328	64	32.00	.25	780H150	9257-3339	156	78.00	.70
330H150	9257-3303	66	33.00	.26	800H150	9257-3317	160	80.00	.72
340H150	9257-3329	68	34.00	.27	810H150	9257-8359	162	81.00	.74
350H150	9257-3330	70	35.00	.28	820H150	9257-3340	164	82.00	.75
360H150	9257-3304	72	36.00	.30	840H150	9257-3341	168	84.00	.75
370H150	9257-3331	74	37.00	.31	850H150	9257-3318	170	85.00	.76
390H150	9257-3305	78	39.00	.32	900H150	9257-3319	180	90.00	.82
400H150	9257-3332	80	40.00	.33	950H150	9257-8360	190	95.00	.86
410H150	9257-3333	82	41.00	.34	960H150	9257-3342	192	96.00	.87
415H150	9257-3348	83	41.50	.35	1000H150	9257-3320	200	100.00	.90
420H150	9257-3306	84	42.00	.37	1100H150	9257-3321	220	110.00	1.02
445H150	9257-3349	89	44.50	.38	1140H150	9257-3343	228	114.00	1.07
450H150	9257-3307	90	45.00	.39	1180H150	9257-8361	236	118.00	1.10
455H150	9257-8350	91	45.50	.40	1250H150	9257-3322	250	125.00	1.20
465H150	9257-8351	93	46.50	.42	1325H150	9257-8362	265	132.50	1.23
480H150	9257-3308	96	48.00	.43	1350H150	9257-8363	270	135.00	1.25
490H150	9257-3334	98	49.00	.44	1365H150	9257-8364	273	136.50	1.30
495H150	9257-8352	99	49.50	.45	1400H150	9257-3323	280	140.00	1.35
510H150	9257-3309	102	51.00	.49	1510H150	9257-8365	302	151.00	1.45
525H150	9257-8353	105	52.50	.50	1550H150	9257-3344	310	155.00	1.50
540H150	9257-3310	108	54.00	.51	1645H150	9257-8366	329	164.50	1.55
555H150	9257-8354	111	55.50	.52	1680H150	9257-8367	336	168.00	1.60
560H150	9257-3335	112	56.00	.53	1700H150	9257-3324	340	170.00	1.65
570H150	9257-3311	114	57.00	.53	2090H150	9257-8368	418	209.00	2.05
585H150	9257-3336	117	58.50	.54	2100H150	9257-8369	420	210.00	2.05
600H150	9257-3312	120	60.00	.54	2120H150	9257-8370	424	212.00	2.05
605H150	9257-8355	121	60.50	.55	2330H150	9257-8371	466	233.00	2.30

PowerGrip® Timing Belts

Product No. Series 9257 (continued)

1/2" Pitch (.500"/H) — 2" Wide

POWERGRIP TIMING BELTS

Part No.	Product No.	Number of Teeth	Pitch Length (in)	Weight (Lbs.)	Part No.	Product No.	Number of Teeth	Pitch Length (in)	Weight (Lbs.)
210H200	9257-3425	42	21.00	.15	630H200	9257-3413	126	63.00	.74
220H200	9257-3426	44	22.00	.16	645H200	9257-3437	129	64.50	.75
225H200	9257-3445	45	22.50	.19	655H200	9257-8456	131	65.50	.77
230H200	9257-3427	46	23.00	.22	660H200	9257-3414	132	66.00	.78
240H200	9257-3400	48	24.00	.23	670H200	9257-8457	134	67.00	.86
270H200	9257-3401	54	27.00	.25	700H200	9257-3415	140	70.00	.84
300H200	9257-3402	60	30.00	.30	730H200	9257-3438	146	73.00	.87
310H200	9257-3446	62	31.00	.30	750H200	9257-3416	150	75.00	.90
315H200	9257-3447	63	31.50	.30	775H200	9257-8458	155	77.50	.95
320H200	9257-3428	64	32.00	.30	780H200	9257-3439	156	78.00	.95
330H200	9257-3403	66	33.00	.32	800H200	9257-3417	160	80.00	.97
340H200	9257-3429	68	34.00	.35	810H200	9257-8459	162	81.00	.99
350H200	9257-3430	70	35.00	.35	820H200	9257-3440	164	82.00	1.00
360H200	9257-3404	72	36.00	.37	840H200	9257-3441	168	84.00	1.04
370H200	9257-3431	74	37.00	.38	850H200	9257-3418	170	85.00	1.05
390H200	9257-3405	78	39.00	.40	900H200	9257-3419	180	90.00	1.12
400H200	9257-3432	80	40.00	.40	950H200	9257-8460	190	95.00	1.20
410H200	9257-3433	82	41.00	.42	960H200	9257-3442	192	96.00	1.22
415H200	9257-3448	83	41.50	.43	1000H200	9257-3420	200	100.00	1.25
420H200	9257-3406	84	42.00	.45	1100H200	9257-3421	220	110.00	1.40
445H200	9257-3449	89	44.50	.50	1140H200	9257-3443	228	114.00	1.47
450H200	9257-3407	90	45.00	.50	1180H200	9257-8461	236	118.00	1.55
455H200	9257-8450	91	45.50	.50	1250H200	9257-3422	250	125.00	1.64
465H200	9257-8451	93	46.50	.50	1325H200	9257-8462	265	132.50	1.75
480H200	9257-3408	96	48.00	.52	1350H200	9257-8463	270	135.00	1.77
490H200	9257-3434	98	49.00	.53	1365H200	9257-8464	273	136.50	1.80
495H200	9257-8452	99	49.50	.54	1400H200	9257-3423	280	140.00	1.85
510H200	9257-3409	102	51.00	.57	1510H200	9257-8465	302	151.00	2.00
525H200	9257-8453	105	52.50	.58	1550H200	9257-3444	310	155.00	2.10
540H200	9257-3410	108	54.00	.60	1645H200	9257-8466	329	164.50	2.20
555H200	9257-8454	111	55.50	.62	1680H200	9257-8467	336	168.00	2.25
560H200	9257-3435	112	56.00	.63	1700H200	9257-3424	340	170.00	2.30
570H200	9257-3411	114	57.00	.68	2090H200	9257-8468	418	209.00	2.80
585H200	9257-3436	117	58.50	.69	2100H200	9257-8469	420	210.00	2.85
600H200	9257-3412	120	60.00	.70	2120H200	9257-8470	424	212.00	2.90
605H200	9257-8455	121	60.50	.70	2330H200	9257-8471	466	233.00	3.20

1/2" Pitch (.500"/H) — 3" Wide

Part No.	Product No.	Number of Teeth	Pitch Length (in)	Weight (Lbs.)	Part No.	Product No.	Number of Teeth	Pitch Length (in)	Weight (Lbs.)
210H300	9257-3525	42	21.00	.40	415H300	9257-3548	83	41.50	.76
220H300	9257-3526	44	22.00	.40	420H300	9257-3506	84	42.00	.75
225H300	9257-3545	45	22.50	.41	445H300	9257-3549	89	44.50	.78
230H300	9257-3527	46	23.00	.42	450H300	9257-3507	90	45.00	.79
240H300	9257-3500	48	24.00	.45	455H300	9257-8550	91	45.50	.79
270H300	9257-3501	54	27.00	.50	465H300	9257-8551	93	46.50	.83
300H300	9257-3502	60	30.00	.57	480H300	9257-3508	96	48.00	.85
310H300	9257-3546	62	31.00	.58	490H300	9257-3534	98	49.00	.86
315H300	9257-3547	63	31.50	.58	495H300	9257-8552	99	49.50	.88
320H300	9257-3528	64	32.00	.60	510H300	9257-3509	102	51.00	.89
330H300	9257-3503	66	33.00	.60	525H300	9257-8553	105	52.50	.92
340H300	9257-3529	68	34.00	.60	540H300	9257-3510	108	54.00	.97
350H300	9257-3530	70	35.00	.60	555H300	9257-8554	111	55.50	.95
360H300	9257-3504	72	36.00	.65	560H300	9257-3535	112	56.00	.97
370H300	9257-3531	74	37.00	.68	570H300	9257-3511	114	57.00	.98
390H300	9257-3505	78	39.00	.70	585H300	9257-3536	117	58.50	1.00
400H300	9257-3532	80	40.00	.75	600H300	9257-3512	120	60.00	1.03
410H300	9257-3533	82	41.00	.75	605H300	9257-8555	121	60.50	1.03

PowerGrip® Timing Belts

Product No. Series 9257 (continued)

1/2" Pitch (.500"/H) — 3" Wide (continued)

Part No.	Product No.	Number of Teeth	Pitch Length (in)	Weight (Lbs.)	Part No.	Product No.	Number of Teeth	Pitch Length (in)	Weight (Lbs.)
630H300	9257-3513	126	63.00	1.04	1000H300	9257-3520	200	100.00	1.60
645H300	9257-3537	129	64.50	1.10	1100H300	9257-3521	220	110.00	1.77
655H300	9257-8556	131	65.50	1.11	1140H300	9257-3543	228	114.00	1.80
660H300	9257-3514	132	66.00	1.12	1180H300	9257-8561	236	118.00	1.85
670H300	9257-8557	134	67.00	1.13	1250H300	9257-3522	250	125.00	1.95
700H300	9257-3515	140	70.00	1.17	1325H300	9257-8562	265	132.50	2.05
730H300	9257-3538	146	73.00	1.20	1350H300	9257-8563	270	135.00	2.13
750H300	9257-3516	150	75.00	1.23	1365H300	9257-8564	273	136.50	3.19
775H300	9257-8558	155	77.50	1.30	1400H300	9257-3523	280	140.00	2.20
780H300	9257-3539	156	78.00	1.31	1510H300	9257-8565	302	151.00	2.40
800H300	9257-3517	160	80.00	1.32	1550H300	9257-3544	310	155.00	2.44
810H300	9257-8559	162	81.00	1.33	1645H300	9257-8566	329	164.50	2.60
820H300	9257-3540	164	82.00	1.34	1680H300	9257-8567	336	168.00	2.62
840H300	9257-3541	168	84.00	1.35	1700H300	9257-3524	340	170.00	2.65
850H300	9257-3518	170	85.00	1.35	2090H300	9257-8568	418	209.00	3.25
900H300	9257-3519	180	90.00	1.44	2100H300	9257-8569	420	210.00	3.30
950H300	9257-8560	190	95.00	1.50	2120H300	9257-8570	424	212.00	3.33
960H300	9257-3542	192	96.00	1.50	2330H300	9257-8571	466	233.00	3.70

7/8" Pitch (.875"/XH) — 2" Wide

Part No.	Product No.	Number of Teeth	Pitch Length (in)	Weight (Lbs.)	Part No.	Product No.	Number of Teeth	Pitch Length (in)	Weight (Lbs.)
507XH200	9257-4100	58	50.75	2.40	980XH200	9257-4106	112	98.00	4.10
560XH200	9257-4101	64	56.00	2.60	1120XH200	9257-4107	128	112.00	4.60
630XH200	9257-4102	72	63.00	2.85	1260XH200	9257-4108	144	126.00	5.10
700XH200	9257-4103	80	70.00	3.25	1400XH200	9257-4109	160	140.00	5.60
770XH200	9257-4104	88	77.00	3.50	1540XH200	9257-4110	176	154.00	3.95
840XH200	9257-4105	96	84.00	3.70	1750XH200	9257-4111	200	175.00	6.90

7/8" Pitch (.875"/XH) — 3" Wide

Part No.	Product No.	Number of Teeth	Pitch Length (in)	Weight (Lbs.)	Part No.	Product No.	Number of Teeth	Pitch Length (in)	Weight (Lbs.)
507XH300	9257-4200	58	50.75	3.60	980XH300	9257-4206	112	98.00	6.00
560XH300	9257-4201	64	56.00	3.80	1120XH300	9257-4207	128	112.00	6.70
630XH300	9257-4202	72	63.00	4.20	1260XH300	9257-4208	144	126.00	7.30
700XH300	9257-4203	80	70.00	4.60	1400XH300	9257-4209	160	140.00	7.90
770XH300	9257-4204	88	77.00	4.90	1540XH300	9257-4210	176	154.00	7.10
840XH300	9257-4205	96	84.00	5.20	1750XH300	9257-4211	200	175.00	9.60

7/8" Pitch (.875"/XH) — 4" Wide

Part No.	Product No.	Number of Teeth	Pitch Length (in)	Weight (Lbs.)	Part No.	Product No.	Number of Teeth	Pitch Length (in)	Weight (Lbs.)
507XH400	9257-4300	58	50.75	4.60	980XH400	9257-4306	112	98.00	7.30
560XH400	9257-4301	64	56.00	4.90	1120XH400	9257-4307	128	112.00	8.15
630XH400	9257-4302	72	63.00	5.25	1260XH400	9257-4308	144	126.00	9.00
700XH400	9257-4303	80	70.00	5.70	1400XH400	9257-4309	160	140.00	9.80
770XH400	9257-4304	88	77.00	6.25	1540XH400	9257-4310	176	154.00	10.70
840XH400	9257-4305	96	84.00	6.60	1750XH400	9257-4311	200	175.00	11.80

1 1/4" Pitch (1.250"/XXH) — 2" Wide

Part No.	Product No.	Number of Teeth	Pitch Length (in)	Weight (Lbs.)	Part No.	Product No.	Number of Teeth	Pitch Length (in)	Weight (Lbs.)
700XXH200	9257-5100	56	70.00	4.00	900XXH200	9257-5102	72	90.00	4.90
800XXH200	9257-5101	64	80.00	4.45	1000XXH200	9257-5103	80	100.00	5.55

PowerGrip® Timing Belts

Product No. Series 9257 (continued)

1 1/4" Pitch (1.250"/XXH) — 2" Wide (continued)

Part No.	Product No.	Number of Teeth	Pitch Length (in)	Weight (Lbs.)	Part No.	Product No.	Number of Teeth	Pitch Length (in)	Weight (Lbs.)
1200XXH200	9257-5104	96	120.00	6.35	1600XXH200	9257-5106	128	160.00	8.05
1400XXH200	9257-5105	112	140.00	7.25	1800XXH200	9257-5107	144	180.00	8.95

1 1/4" Pitch (1.250"/XXH) — 3" Wide

Part No.	Product No.	Number of Teeth	Pitch Length (in)	Weight (Lbs.)	Part No.	Product No.	Number of Teeth	Pitch Length (in)	Weight (Lbs.)
700XXH300	9257-5200	56	70.00	5.70	1200XXH300	9257-5204	96	120.00	8.80
800XXH300	9257-5201	64	80.00	6.40	1400XXH300	9257-5205	112	140.00	10.35
900XXH300	9257-5202	72	90.00	6.85	1600XXH300	9257-5206	128	160.00	11.30
1000XXH300	9257-5203	80	100.00	7.55	1800XXH300	9257-5207	144	180.00	12.60

1 1/4" Pitch (1.250"/XXH) — 4" Wide

Part No.	Product No.	Number of Teeth	Pitch Length (in)	Weight (Lbs.)	Part No.	Product No.	Number of Teeth	Pitch Length (in)	Weight (Lbs.)
700XXH400	9257-5300	56	70.00	7.02	1200XXH400	9257-5304	96	120.00	11.60
800XXH400	9257-5301	64	80.00	7.95	1400XXH400	9257-5305	112	140.00	13.60
900XXH400	9257-5302	72	90.00	9.00	1600XXH400	9257-5306	128	160.00	15.50
1000XXH400	9257-5303	80	100.00	10.05	1800XXH400	9257-5307	144	180.00	17.30

1 1/4" Pitch (1.250"/XXH) — 5" Wide

Part No.	Product No.	Number of Teeth	Pitch Length (in)	Weight (Lbs.)	Part No.	Product No.	Number of Teeth	Pitch Length (in)	Weight (Lbs.)
700XXH500	9257-5400	56	70.00	8.75	1200XXH500	9257-5404	96	120.00	14.00
800XXH500	9257-5401	64	80.00	9.60	1400XXH500	9257-5405	112	140.00	16.15
900XXH500	9257-5402	72	90.00	10.80	1600XXH500	9257-5406	128	160.00	18.05
1000XXH500	9257-5403	80	100.00	12.00	1800XXH500	9257-5407	144	180.00	20.15

Cotton Cleaner Belts

Cotton cleaner belts have a trapezoidal tooth profile and now KEVLAR® tensile cords.

Markets/Applications


Cotton Cleaner belts are specifically designed for use on Cotton Gin and inclined cleaner machines.

Features/Advantages

- KEVLAR tensile cords for increased shock resistance.
- Long service life in harsh environments.

Recommended Pulleys

Contact the Gates Made-To-Order Metals Team.



Product No. Series 9259

1" Pitch

Part No.	Product No.	Number of Teeth	Pitch Length (in)	Weight (Lbs.)
61CCB142K	9259-3831	60	61.07	1.34
63CCB165K	9259-3832	63	63.00	1.41
64CCB170K	9259-3833	64	63.95	1.50
65CCB175K	9259-3834	65	64.95	1.46

NOTE: Steel tensile cord available as a made to order product. Lead time and minimum order quantities apply. Contact Customer Service for availability.

PowerGrip® GT² Twin Power® Belts - 3MR and 5MR


Twin Power belts have teeth on both sides to provide synchronization from both driving surfaces.

Markets/Applications

PowerGrip GT2 Twin Power belts are ideal for many applications including data storage, machine tool, hand power tools, postage handling, medicine diagnostic, sewing machines, ticket dispensers, robotics, vending machines and vacuum cleaners.

Features/Advantages

- Gates Twin Power belts have **nylon facing** on both tooth surfaces providing equal load carrying capabilities on either side of belt.
- Belt capacity is equal to standard single-sided PowerGrip belts.
- **Fiberglass tensile cord** provides high strength, excellent flex life, and high resistance to elongation.
- **Neoprene body** provides protection against grime, grease, oil, and moisture.
- Eliminates lubrication and re-tensioning to reduce maintenance and labor required on the drive.



Recommended Sprockets

PowerGrip® GT² Sprockets - 3MR
5M Sprockets - PowerGrip GT2 and Poly Chain® GT® Sprockets

Notes

PowerGrip GT2 Twin Power belts in standard width are Standard/Non-Stock. Minimum order quantities are not required on standard widths.

Belt Width Code	Belt Width (mm)	Belt Width (In.)
06	6	0.236
09	9	0.354
15	15	0.591

Belt Width Code	Belt Width (mm)	Belt Width (In.)
09	9	0.354
15	15	0.591
25	25	0.984

PowerGrip GT2 Twin Power part numbers are comprised of pitch, pitch length and width. For example; part number TP3MR-426-06 denotes "TP" for Twin Power, 3mm pitch, 426mm pitch length and 6mm width.

Belt **pitch** is the distance in millimeters between two adjacent tooth centers as measured on the pitch line of the belt. Belt **pitch length** is the total length (circumference) in millimeters as measured along the pitch line. The theoretical pitch line of a PowerGrip GT2 Twin Power belt lies within the tensile member.

TWIN POWER BELTS

Product No. Series 9232

3MR - Twin Power Belts

Part No.	Pitch Length (mm)	Pitch Length (in)	Number of Teeth
TP3MR-381	381	15.00	127
TP3MR-396	396	15.59	132
TP3MR-399	399	15.71	133
TP3MR-405	405	15.94	135
TP3MR-411	411	16.18	137
TP3MR-420	420	16.54	140
TP3MR-426	426	16.77	142
TP3MR-432	432	17.01	144
TP3MR-435	435	17.13	145
TP3MR-447	447	17.60	149
TP3MR-465	465	18.31	155
TP3MR-468	468	18.43	156
TP3MR-471	471	18.54	157
TP3MR-474	474	18.66	158
TP3MR-480	480	18.90	160
TP3MR-486	486	19.13	162
TP3MR-489	489	19.25	163
TP3MR-492	492	19.37	164
TP3MR-501	501	19.72	167

Part No.	Pitch Length (mm)	Pitch Length (in)	Number of Teeth
TP3MR-510	510	20.08	170
TP3MR-513	513	20.20	171
TP3MR-519	519	20.43	173
TP3MR-525	525	20.67	175
TP3MR-528	528	20.79	176
TP3MR-531	531	20.91	177
TP3MR-537	537	21.14	179
TP3MR-552	552	21.73	184
TP3MR-558	558	21.97	186
TP3MR-564	564	22.20	188
TP3MR-570	570	22.44	190
TP3MR-576	576	22.68	192
TP3MR-585	585	23.03	195
TP3MR-591	591	23.27	197
TP3MR-597	597	23.50	199
TP3MR-600	600	23.62	200
TP3MR-606	606	23.86	202
TP3MR-609	609	23.98	203
TP3MR-612	612	24.09	204

Part No.	Pitch Length (mm)	Pitch Length (in)	Number of Teeth
TP3MR-627	627	24.69	209
TP3MR-633	633	24.92	211
TP3MR-639	639	25.16	213
TP3MR-645	645	25.39	215
TP3MR-648	648	25.51	216
TP3MR-654	654	25.75	218
TP3MR-657	657	25.87	219
TP3MR-663	663	26.10	221
TP3MR-669	669	26.34	223
TP3MR-684	684	26.93	228
TP3MR-687	687	27.05	229
TP3MR-696	696	27.40	232
TP3MR-711	711	27.99	237
TP3MR-735	735	28.94	245
TP3MR-738	738	29.06	246
TP3MR-750	750	29.53	250
TP3MR-753	753	29.65	251
TP3MR-786	786	30.94	262
TP3MR-795	795	31.30	265

PowerGrip® GT®2 Twin Power® Belts - 3MR and 5MR

Product No. Series 9232 (continued)

3MR - Twin Power Belts (continued)

Part No.	Pitch Length (mm)	Pitch Length (in)	Number of Teeth
TP3MR-822	822	32.36	274
TP3MR-837	837	32.95	279
TP3MR-840	840	33.07	280
TP3MR-843	843	33.19	281
TP3MR-873	873	34.37	291
TP3MR-882	882	34.72	294
TP3MR-891	891	35.08	297
TP3MR-900	900	35.43	300
TP3MR-915	915	36.02	305
TP3MR-945	945	37.20	315
TP3MR-951	951	37.44	317

Part No.	Pitch Length (mm)	Pitch Length (in)	Number of Teeth
TP3MR-981	981	38.62	327
TP3MR-1002	1002	39.45	334
TP3MR-1026	1026	40.39	342
TP3MR-1035	1035	40.74	345
TP3MR-1050	1050	41.34	350
TP3MR-1056	1056	41.57	352
TP3MR-1062	1062	41.81	354
TP3MR-1080	1080	42.52	360
TP3MR-1125	1125	44.29	375
TP3MR-1155	1155	45.47	385
TP3MR-1191	1191	46.89	397

Part No.	Pitch Length (mm)	Pitch Length (in)	Number of Teeth
TP3MR-1263	1263	49.72	421
TP3MR-1335	1335	52.56	445
TP3MR-1500	1500	59.06	500
TP3MR-1512	1512	59.53	504
TP3MR-1536	1536	60.47	512
TP3MR-1587	1587	62.48	529
TP3MR-1956	1956	77.01	652
TP3MR-2004	2004	78.90	668
TP3MR-2061	2061	81.14	687

5MR - Twin Power Belts

Part No.	Pitch Length (mm)	Pitch Length (in)	Number of Teeth
TP5MR-400	400	15.75	80
TP5MR-425	425	16.73	85
TP5MR-450	450	17.72	90
TP5MR-500	500	19.69	100
TP5MR-535	535	21.06	107
TP5MR-565	565	22.24	113
TP5MR-575	575	22.64	115
TP5MR-580	580	22.83	116
TP5MR-600	600	23.62	120
TP5MR-625	625	24.61	125
TP5MR-650	650	25.69	130
TP5MR-700	700	27.56	140
TP5MR-710	710	27.95	142
TP5MR-740	740	29.13	148
TP5MR-745	745	29.33	149
TP5MR-750	750	29.53	150
TP5MR-765	765	30.12	153
TP5MR-790	790	31.10	158
TP5MR-800	800	31.50	160
TP5MR-815	815	32.09	163
TP5MR-830	830	32.68	166

Part No.	Pitch Length (mm)	Pitch Length (in)	Number of Teeth
TP5MR-835	835	32.87	167
TP5MR-850	850	33.46	170
TP5MR-870	870	34.25	174
TP5MR-890	890	35.04	178
TP5MR-900	900	35.43	180
TP5MR-925	925	36.42	185
TP5MR-950	950	37.40	190
TP5MR-975	975	38.39	195
TP5MR-985	985	38.78	197
TP5MR-1000	1000	39.37	200
TP5MR-1050	1050	41.34	210
TP5MR-1115	1115	43.91	223
TP5MR-1125	1125	44.29	225
TP5MR-1150	1150	45.28	230
TP5MR-1195	1195	47.05	239
TP5MR-1250	1250	49.21	250
TP5MR-1270	1270	50.00	254
TP5MR-1295	1295	50.98	259
TP5MR-1300	1300	51.18	260
TP5MR-1375	1375	54.13	275
TP5MR-1420	1420	55.91	284

Part No.	Pitch Length (mm)	Pitch Length (in)	Number of Teeth
TP5MR-1450	1450	57.09	290
TP5MR-1575	1575	62.01	315
TP5MR-1595	1595	62.80	319
TP5MR-1635	1635	64.37	327
TP5MR-1690	1690	66.54	338
TP5MR-1790	1790	70.47	358
TP5MR-1800	1800	70.87	360
TP5MR-1895	1895	74.61	379
TP5MR-1945	1945	76.57	389
TP5MR-2000	2000	78.74	400
TP5MR-2110	2110	83.07	422
TP5MR-2250	2250	88.58	450
TP5MR-2525	2525	99.41	505
TP5MR-2760	2760	108.66	552
TP5MR-3120	3120	122.83	624
TP5MR-3170	3170	124.80	634
TP5MR-3200	3200	125.98	640
TP5MR-3430	3430	135.04	686
TP5MR-3800	3800	149.61	760

TWIN POWER BELTS

PowerGrip® GT®2 Twin Power® Belts - 8M and 14M

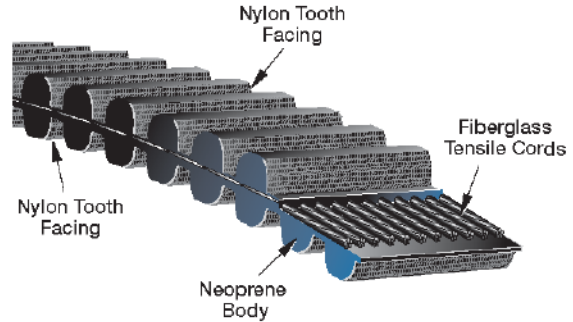
Twin Power belts have teeth on both sides to provide synchronization from both driving surfaces.

Markets/Applications

PowerGrip GT2 Twin Power belts are ideal for serpentine applications requiring rotation reversal or synchronization of driven shafts. Ideal for use in industries such as textile, paper, packaging and printing.

Features/Advantages

- Gates Twin Power belts have **nylon facing** on both tooth surfaces providing equal load carrying capabilities on either side of belt.
- Belt capacity is equal to standard single-sided PowerGrip GT2 belts.
- **Fiberglass tensile cord** provides high strength, excellent flex life, and high resistance to elongation.
- **Neoprene body** provides protection against grime, grease, oil, and moisture.
- Eliminates lubrication and re-tensioning to reduce maintenance and labor required on the drive.



TWIN POWER BELTS

Recommended Sprockets

PowerGrip GT2 Sprockets

Notes

If you currently use PowerGrip HTD Twin Power belts, consider PowerGrip GT2 Twin Power belts at reduced widths to lower your costs. PowerGrip GT2 Twin Power part numbers are comprised of pitch, pitch length and width. For example; part number TP4400-8MGT-30 denotes a "TP" for Twin Power, 4400mm pitch length, 8mm pitch and 30mm width.

Belt pitch is the distance in millimeters between two adjacent tooth centers as measured on the pitch line of the belt. Belt pitch length is the total length (circumference) in millimeters as measured along the pitch line. The theoretical pitch line of a PowerGrip GT2 Twin Power belt lies within the tensile member.

Product No. Series 9232

8mm Pitch — 20mm Wide

Part No.	Product No.	Number of Teeth	Pitch Length (in)	Weight (Lbs.)	Part No.	Product No.	Number of Teeth	Pitch Length (in)	Weight (Lbs.)
² TP560-8MGT-20	9232-0005	70	22.05	.16	TP1280-8MGT-20	9232-0045	160	50.39	.36
TP600-8MGT-20	9232-0009	75	23.62	.17	TP1440-8MGT-20	9232-0049	180	56.69	.42
TP640-8MGT-20	9232-0013	80	25.20	.18	TP1512-8MGT-20	9232-1013	189	59.53	.43
TP720-8MGT-20	9232-0017	90	28.35	.20	TP1600-8MGT-20	9232-0053	200	62.99	.46
TP800-8MGT-20	9232-0021	100	31.50	.24	TP1760-8MGT-20	9232-0057	220	69.29	.50
TP840-8MGT-20	9232-1025	105	33.07	.25	TP1800-8MGT-20	9232-0061	225	70.87	.52
TP880-8MGT-20	9232-0025	110	34.65	.26	TP2000-8MGT-20	9232-0065	250	78.74	.60
TP920-8MGT-20	9232-1001	115	36.22	.27	TP2200-8MGT-20	9232-1033	275	86.61	.65
TP960-8MGT-20	9232-0029	120	37.80	.28	TP2400-8MGT-20	9232-0069	300	94.49	.70
TP1040-8MGT-20	9232-0033	130	40.94	.30	TP2600-8MGT-20	9232-0077	325	102.36	.74
² TP1064-8MGT-20	9232-1005	133	41.89	.32	TP2800-8MGT-20	9232-0073	350	110.24	.80
TP1120-8MGT-20	9232-0037	140	44.09	.33	TP3048-8MGT-20	9232-0081	381	120.00	.87
TP1160-8MGT-20	9232-2049	145	45.83	.66	TP3280-8MGT-20	9232-0085	410	129.13	.93
TP1200-8MGT-20	9232-0041	150	47.24	.35	TP3600-8MGT-20	9232-0089	450	141.73	1.02
TP1224-8MGT-20	9232-1029	153	48.19	.36	TP4400-8MGT-20	9232-0093	550	173.23	1.25

8mm Pitch — 30mm Wide

Part No.	Product No.	Number of Teeth	Pitch Length (in)	Weight (Lbs.)	Part No.	Product No.	Number of Teeth	Pitch Length (in)	Weight (Lbs.)
² TP560-8MGT-30	9232-0006	70	22.05	.26	TP960-8MGT-30	9232-0030	120	37.80	.45
TP600-8MGT-30	9232-0010	75	23.62	.28	TP1040-8MGT-30	9232-0034	130	40.94	.47
TP640-8MGT-30	9232-0014	80	25.20	.30	² TP1064-8MGT-30	9232-1006	133	41.89	.49
TP720-8MGT-30	9232-0018	90	28.35	.34	TP1120-8MGT-30	9232-0038	140	44.09	.50
TP800-8MGT-30	9232-0022	100	31.50	.37	TP1160-8MGT-30	9232-1010	145	45.83	.53
TP840-8MGT-30	9232-1026	105	33.07	.38	TP1200-8MGT-30	9232-0042	150	47.24	.55
TP880-8MGT-30	9232-0026	110	34.65	.40	TP1224-8MGT-30	9232-1030	153	48.19	.56
TP920-8MGT-30	9232-1002	115	36.22	.42	TP1280-8MGT-30	9232-0046	160	50.39	.60

² MTO Minimum Required. Check with Customer Service for availability.

PowerGrip® GT®2 Twin Power® Belts - 8M and 14M

Product No. Series 9232 (continued)

8mm Pitch — 30mm Wide (continued)

Part No.	Product No.	Number of Teeth	Pitch Length (in)	Weight (Lbs.)	Part No.	Product No.	Number of Teeth	Pitch Length (in)	Weight (Lbs.)
TP1440-8MGT-30	9232-0050	180	56.69	.65	TP2400-8MGT-30	9232-0070	300	94.49	1.04
TP1512-8MGT-30	9232-1014	189	59.53	.66	TP2600-8MGT-30	9232-0078	325	102.36	1.14
TP1600-8MGT-30	9232-0054	200	62.99	.71	TP2800-8MGT-30	9232-0074	350	110.24	1.20
TP1760-8MGT-30	9232-0058	220	69.29	.78	TP3048-8MGT-30	9232-0082	381	120.00	1.32
TP1800-8MGT-30	9232-0062	225	70.87	.80	TP3280-8MGT-30	9232-0086	410	129.13	1.45
TP2000-8MGT-30	9232-0066	250	78.74	.90	TP3600-8MGT-30	9232-0090	450	141.73	1.55
TP2200-8MGT-30	9232-1034	275	86.61	.96	TP4400-8MGT-30	9232-0094	550	173.23	1.90

8mm Pitch — 50mm Wide

Part No.	Product No.	Number of Teeth	Pitch Length (in)	Weight (Lbs.)	Part No.	Product No.	Number of Teeth	Pitch Length (in)	Weight (Lbs.)
² TP560-8MGT-50	9232-0007	70	22.05	.42	TP1280-8MGT-50	9232-0047	160	50.39	.95
TP600-8MGT-50	9232-0011	75	23.62	.47	TP1440-8MGT-50	9232-0051	180	56.69	1.10
TP640-8MGT-50	9232-0015	80	25.20	.50	TP1512-8MGT-50	9232-1015	189	59.53	1.11
TP720-8MGT-50	9232-0019	90	28.35	.55	TP1600-8MGT-50	9232-0055	200	62.99	1.20
TP800-8MGT-50	9232-0023	100	31.50	.60	TP1760-8MGT-50	9232-0059	220	69.29	1.30
TP840-8MGT-50	9232-1027	105	33.07	.67	TP1800-8MGT-50	9232-0063	225	70.87	1.30
TP880-8MGT-50	9232-0027	110	34.65	.68	TP2000-8MGT-50	9232-0067	250	78.74	1.45
TP920-8MGT-50	9232-1003	115	36.22	.73	TP2200-8MGT-50	9232-1035	275	86.61	1.60
TP960-8MGT-50	9232-0031	120	37.80	.74	TP2400-8MGT-50	9232-0071	300	94.49	1.80
TP1040-8MGT-50	9232-0035	130	40.94	.78	TP2600-8MGT-50	9232-0079	325	102.36	1.90
² TP1064-8MGT-50	9232-1007	133	41.89	.80	TP2800-8MGT-50	9232-0075	350	110.24	2.00
TP1120-8MGT-50	9232-0039	140	44.09	.86	TP3048-8MGT-50	9232-0083	381	120.00	2.20
TP1160-8MGT-50	9232-1011	145	45.83	.83	TP3280-8MGT-50	9232-0087	410	129.13	2.40
TP1200-8MGT-50	9232-0043	150	47.24	.90	TP3600-8MGT-50	9232-0091	450	141.73	2.60
² TP1224-8MGT-50	9232-1031	153	48.19	.92	TP4400-8MGT-50	9232-0095	550	173.23	3.20

8mm Pitch — 85mm Wide

Part No.	Product No.	Number of Teeth	Pitch Length (in)	Weight (Lbs.)	Part No.	Product No.	Number of Teeth	Pitch Length (in)	Weight (Lbs.)
² TP560-8MGT-85	9232-0008	70	22.05	1.32	TP1280-8MGT-85	9232-0048	160	50.39	3.04
TP600-8MGT-85	9232-0012	75	23.62	1.42	TP1440-8MGT-85	9232-0052	180	56.69	3.42
TP640-8MGT-85	9232-0016	80	25.20	1.52	² TP1512-8MGT-85	9232-1016	189	59.53	3.56
TP720-8MGT-85	9232-0020	90	28.35	1.70	TP1600-8MGT-85	9232-0056	200	62.99	3.80
TP800-8MGT-85	9232-0024	100	31.50	1.90	TP1760-8MGT-85	9232-0060	220	69.29	4.16
TP840-8MGT-85	9232-1028	105	33.07	1.98	TP1800-8MGT-85	9232-0064	225	70.87	4.30
TP880-8MGT-85	9232-0028	110	34.65	2.08	TP2000-8MGT-85	9232-0068	250	78.74	4.74
TP920-8MGT-85	9232-1004	115	36.22	2.17	TP2200-8MGT-85	9232-1036	275	86.61	5.20
TP960-8MGT-85	9232-1008	120	37.80	2.27	TP2400-8MGT-85	9232-0072	300	94.49	5.68
TP1040-8MGT-85	9232-0036	130	40.94	2.46	TP2600-8MGT-85	9232-0080	325	102.36	6.18
TP1064-8MGT-85	9232-2048	133	41.89	2.50	TP2800-8MGT-85	9232-0076	350	110.24	6.64
TP1120-8MGT-85	9232-0040	140	44.09	2.65	TP3048-8MGT-85	9232-0084	381	120.00	7.24
TP1160-8MGT-85	9232-1012	145	45.83	2.76	TP3280-8MGT-85	9232-0088	410	129.13	7.78
TP1200-8MGT-85	9232-0044	150	47.24	2.84	TP3600-8MGT-85	9232-0092	450	141.73	8.50
² TP1224-8MGT-85	9232-1032	153	48.19	2.89	TP4400-8MGT-85	9232-0096	550	173.23	10.44

14mm Pitch — 40mm Wide

Part No.	Product No.	Number of Teeth	Pitch Length (in)	Weight (Lbs.)	Part No.	Product No.	Number of Teeth	Pitch Length (in)	Weight (Lbs.)
TP966-14MGT-40	9232-0100	69	38.03	2.20	TP2310-14MGT-40	9232-0135	165	90.94	3.40
TP1190-14MGT-40	9232-0105	85	46.85	2.40	TP2450-14MGT-40	9232-0140	175	96.46	3.60
TP1400-14MGT-40	9232-0110	100	55.12	2.50	TP2590-14MGT-40	9232-0145	185	101.97	3.85
TP1610-14MGT-40	9232-0115	115	63.39	2.80	TP2800-14MGT-40	9232-0150	200	110.24	3.95
TP1778-14MGT-40	9232-0120	127	70.00	3.00	TP3150-14MGT-40	9232-0155	225	124.02	4.30
TP1890-14MGT-40	9232-0125	135	74.41	3.10	TP3360-14MGT-40	9232-0180	240	132.28	4.50
TP2100-14MGT-40	9232-0130	150	82.68	3.30	TP3500-14MGT-40	9232-0160	250	137.80	4.70

² MTO Minimum Required. Check with Customer Service for availability.

PowerGrip® GT®2 Twin Power® Belts - 8M and 14M

Product No. Series 9232 (continued)

14mm Pitch — 40mm Wide (continued)

Part No.	Product No.	Number of Teeth	Pitch Length (in)	Weight (Lbs.)	Part No.	Product No.	Number of Teeth	Pitch Length (in)	Weight (Lbs.)
TP3850-14MGT-40	9232-0165	275	151.57	5.10	TP5320-14MGT-40	9232-0190	380	209.45	6.50
TP4326-14MGT-40	9232-0170	309	170.31	5.40	TP5740-14MGT-40	9232-0195	410	225.98	6.90
TP4578-14MGT-40	9232-0175	327	180.24	5.70	TP6160-14MGT-40	9232-0200	440	242.52	7.40
TP4956-14MGT-40	9232-0185	354	195.12	6.20	TP6860-14MGT-40	9232-0205	490	270.08	8.00

14mm Pitch — 55mm Wide

Part No.	Product No.	Number of Teeth	Pitch Length (in)	Weight (Lbs.)	Part No.	Product No.	Number of Teeth	Pitch Length (in)	Weight (Lbs.)
TP966-14MGT-55	9232-0101	69	38.03	3.50	TP3150-14MGT-55	9232-0156	225	124.02	5.70
TP1190-14MGT-55	9232-0106	85	46.85	3.80	TP3360-14MGT-55	9232-0181	240	132.28	5.90
TP1400-14MGT-55	9232-0111	100	55.12	3.90	TP3500-14MGT-55	9232-0161	250	137.80	6.00
TP1610-14MGT-55	9232-0116	115	63.39	4.10	TP3850-14MGT-55	9232-0166	275	151.57	6.50
TP1778-14MGT-55	9232-0121	127	70.00	4.30	TP4326-14MGT-55	9232-0171	309	170.31	7.00
TP1890-14MGT-55	9232-0126	135	74.41	4.52	TP4578-14MGT-55	9232-0176	327	180.24	7.20
TP2100-14MGT-55	9232-0131	150	82.68	4.60	TP4956-14MGT-55	9232-0186	354	195.12	7.60
TP2310-14MGT-55	9232-0136	165	90.94	4.90	TP5320-14MGT-55	9232-0191	380	209.45	8.00
TP2450-14MGT-55	9232-0141	175	96.46	5.10	TP5740-14MGT-55	9232-0196	410	225.98	8.40
TP2590-14MGT-55	9232-0146	185	101.97	5.20	TP6160-14MGT-55	9232-0201	440	242.52	8.80
TP2800-14MGT-55	9232-0151	200	110.24	5.40	TP6860-14MGT-55	9232-0206	490	270.08	9.50

14mm Pitch — 85mm Wide

Part No.	Product No.	Number of Teeth	Pitch Length (in)	Weight (Lbs.)	Part No.	Product No.	Number of Teeth	Pitch Length (in)	Weight (Lbs.)
TP966-14MGT-85	9232-0102	69	38.03	2.30	TP3150-14MGT-85	9232-0157	225	124.02	7.70
TP1190-14MGT-85	9232-0107	85	46.85	2.80	TP3360-14MGT-85	9232-0182	240	132.28	7.90
TP1400-14MGT-85	9232-0112	100	55.12	3.20	TP3500-14MGT-85	9232-0162	250	137.80	8.20
TP1610-14MGT-85	9232-0117	115	63.39	3.80	TP3850-14MGT-85	9232-0167	275	151.57	9.20
TP1778-14MGT-85	9232-0122	127	70.00	4.25	TP4326-14MGT-85	9232-0172	309	170.31	10.40
TP1890-14MGT-85	9232-0127	135	74.41	4.50	TP4578-14MGT-85	9232-0177	327	180.24	10.70
TP2100-14MGT-85	9232-0132	150	82.68	5.00	TP4956-14MGT-85	9232-0187	354	195.12	11.70
TP2310-14MGT-85	9232-0137	165	90.94	5.50	TP5320-14MGT-85	9232-0192	380	209.45	12.50
TP2450-14MGT-85	9232-0142	175	96.46	5.80	TP5740-14MGT-85	9232-0197	410	225.98	13.50
TP2590-14MGT-85	9232-0147	185	101.97	6.10	TP6160-14MGT-85	9232-0202	440	242.52	14.50
TP2800-14MGT-85	9232-0152	200	110.24	6.80	TP6860-14MGT-85	9232-0207	490	270.08	16.30

14mm Pitch — 115mm Wide

Part No.	Product No.	Number of Teeth	Pitch Length (in)	Weight (Lbs.)	Part No.	Product No.	Number of Teeth	Pitch Length (in)	Weight (Lbs.)
TP966-14MGT-115	9232-0103	69	38.03	3.50	TP2590-14MGT-115	9232-0148	185	101.97	8.60
TP1190-14MGT-115	9232-0108	85	46.85	4.20	TP2800-14MGT-115	9232-0153	200	110.24	9.30
TP1400-14MGT-115	9232-0113	100	55.12	4.80	TP3150-14MGT-115	9232-0158	225	124.02	10.60
TP1610-14MGT-115	9232-0118	115	63.39	5.50	TP3360-14MGT-115	9232-0183	240	132.28	11.20
TP1778-14MGT-115	9232-0123	127	70.00	6.00	TP3500-14MGT-115	9232-0163	250	137.80	11.50
TP1890-14MGT-115	9232-0128	135	74.41	6.40	TP3850-14MGT-115	9232-0168	275	151.57	12.70
TP2100-14MGT-115	9232-0133	150	82.68	7.00	TP4326-14MGT-115	9232-0173	309	170.31	14.30
TP2310-14MGT-115	9232-0138	165	90.94	7.70	TP4578-14MGT-115	9232-0178	327	180.24	15.00
TP2450-14MGT-115	9232-0143	175	96.46	8.20					

14mm Pitch — 170mm Wide

Part No.	Product No.	Number of Teeth	Pitch Length (in)	Weight (Lbs.)	Part No.	Product No.	Number of Teeth	Pitch Length (in)	Weight (Lbs.)
TP966-14MGT-170	9232-0104	69	38.03	5.00	TP1610-14MGT-170	9232-0119	115	63.39	7.80
TP1190-14MGT-170	9232-0109	85	46.85	6.00	TP1778-14MGT-170	9232-0124	127	70.00	8.50
TP1400-14MGT-170	9232-0114	100	55.12	7.00	TP1890-14MGT-170	9232-0129	135	74.41	9.00

TWIN POWER BELTS

PowerGrip® GT®2 Twin Power® Belts - 8M and 14M

Product No. Series 9232 (continued)

14mm Pitch — 170mm Wide (continued)

Part No.	Product No.	Number of Teeth	Pitch Length (in)	Weight (Lbs.)	Part No.	Product No.	Number of Teeth	Pitch Length (in)	Weight (Lbs.)
TP2100-14MGT-170	9232-0134	150	82.68	10.00	TP3360-14MGT-170	9232-0184	240	132.28	15.40
TP2310-14MGT-170	9232-0139	165	90.94	10.70	TP3500-14MGT-170	9232-0164	250	137.80	15.80
TP2450-14MGT-170	9232-0144	175	96.46	11.40	TP3850-14MGT-170	9232-0169	275	151.57	17.50
TP2590-14MGT-170	9232-0149	185	101.97	12.00	TP4326-14MGT-170	9232-0174	309	170.31	19.50
TP2800-14MGT-170	9232-0154	200	110.24	13.00	TP4578-14MGT-170	9232-0179	327	180.24	20.50
TP3150-14MGT-170	9232-0159	225	124.02	14.50					

TWIN POWER BELTS

PowerGrip® HTD® Twin Power® Belts

Twin Power® belts have teeth on both sides to provide synchronization from both driving surfaces.

Markets/Applications

PowerGrip® HTD® Twin Power® belts are suitable for many applications including data storage, hand power tools, postage handling, food processors, office machines, centrifuges, money handling, medicine diagnostic, sewing machines, ticket dispensers, robotics, vending machines and vacuum cleaners.

Features/Advantages


- Gates Twin Power® belts have **nylon facing** on both tooth surfaces providing equal load carrying capabilities on either side of the belt.
- Belt capacity is equal to standard single-sided PowerGrip® HTD® belts.
- **Fiberglass tensile cord** provides high strength, excellent flex life, and high resistance to elongation.
- **Neoprene body** provides protection against grime, grease, oil, and moisture.
- **Nylon tooth facing** provides a durable wear surface for long service life.
- Quieter than roller chain drives and eliminates lubrication and re-tensioning to reduce maintenance and labor.

Recommended Sprockets

PowerGrip® HTD® Sprockets

Notes

3mm pitch are made to order. Minimum order quantities will apply on all lengths and widths. 5mm pitch in standard widths are standard/non-stock. Minimum order quantities are not required on standard lengths and widths.



TWIN POWER BELTS

3M HTD Standard Belt Widths		
Belt Width Code	Belt Width (mm)	Belt Width (In.)
06	6	0.236
09	9	0.354
15	15	0.591

5M HTD Standard Belt Widths		
Belt Width Code	Belt Width (mm)	Belt Width (In.)
09	9	0.354
15	15	0.591
25	25	0.984

PowerGrip HTD Twin Power part numbers are comprised of pitch, pitch length and width. For example; part number TP444-3M-09 denotes "TP" for Twin Power, 444mm pitch length, 3mm pitch and 9mm width.

Belt pitch is the distance in millimeters between two adjacent tooth centers as measured on the pitch line of the belt. Belt pitch length is the total length (circumference) in millimeters as measured along the pitch line. The theoretical pitch line of a PowerGrip HTD Twin Power belt lies within the tensile member.

Product No. Series 9252

3mm Pitch

Part No.	Number of Teeth	Pitch Length (in)	Pitch Length (mm)	Part No.	Number of Teeth	Pitch Length (in)	Pitch Length (mm)	Part No.	Number of Teeth	Pitch Length (in)	Pitch Length (mm)
TP381-3M	127	15.00	381	TP501-3M	167	19.72	500	TP633-3M	211	24.92	632
TP396-3M	132	15.59	396	TP510-3M	170	20.08	510	TP639-3M	213	25.16	639
TP399-3M	133	15.71	399	TP513-3M	171	20.20	513	TP645-3M	215	25.39	644
TP405-3M	135	15.94	404	TP525-3M	175	20.67	525	TP648-3M	216	25.51	647
TP411-3M	137	16.18	410	TP528-3M	176	20.79	528	TP654-3M	218	25.75	657
TP417-3M	139	16.42	417	TP531-3M	177	20.91	531	TP657-3M	219	25.87	662
TP420-3M	140	16.54	420	TP537-3M	179	21.14	536	TP663-3M	221	26.10	669
TP426-3M	142	16.77	425	TP558-3M	186	21.97	558	TP669-3M	223	26.34	669
TP432-3M	144	17.01	432	TP564-3M	188	22.20	563	TP684-3M	228	26.93	684
TP435-3M	145	17.13	435	TP570-3M	190	22.44	569	TP687-3M	229	27.05	687
TP438-3M	146	17.24	437	TP576-3M	192	22.68	576	TP696-3M	232	27.40	695
TP447-3M	149	17.60	447	TP585-3M	195	23.03	584	TP711-3M	237	27.99	710
TP468-3M	156	18.43	468	TP591-3M	197	23.07	585	TP735-3M	245	28.94	735
TP471-3M	157	18.54	470	TP597-3M	199	23.50	596	TP738-3M	246	29.06	738
TP474-3M	158	18.66	473	TP600-3M	200	23.62	599	TP753-3M	251	29.65	753
TP480-3M	160	18.90	480	TP606-3M	202	23.86	606	TP795-3M	265	31.30	795
TP486-3M	162	19.13	485	TP609-3M	203	23.98	609	TP822-3M	274	32.36	821
TP489-3M	163	19.25	488	TP612-3M	204	24.09	611	TP837-3M	279	32.95	836
TP492-3M	164	19.37	492	TP627-3M	209	24.69	627	TP843-3M	281	33.19	843

PowerGrip® HTD® Twin Power® Belts

Product No. Series 9252 (continued)
3mm Pitch (continued)

Part No.	Number of Teeth	Pitch Length (in)	Pitch Length (mm)
TP873-3M	291	34.37	873
TP882-3M	294	34.72	881
TP891-3M	297	35.08	891
TP900-3M	300	35.43	899
TP915-3M	305	36.02	914
TP945-3M	315	37.20	944
TP951-3M	317	37.44	950

Part No.	Number of Teeth	Pitch Length (in)	Pitch Length (mm)
TP981-3M	327	38.62	980
TP1002-3M	334	39.45	1002
TP1026-3M	342	40.39	1025
TP1035-3M	345	40.75	1035
TP1062-3M	354	41.81	1061
TP1125-3M	375	44.29	1124
TP1155-3M	385	45.47	1154

Part No.	Number of Teeth	Pitch Length (in)	Pitch Length (mm)
TP1191-3M	397	46.89	1191
TP1263-3M	421	49.72	1262
TP1500-3M	500	59.06	1500
TP1512-3M	504	59.53	1512
TP1587-3M	529	62.48	1587
TP1956-3M	652	77.01	1956
TP2004-3M	668	78.90	2004

5mm Pitch

Part No.	Number of Teeth	Pitch Length (in)	Pitch Length (mm)
TP400-5M	80	15.75	400
TP415-5M	83	16.34	415
TP425-5M	85	16.73	425
TP450-5M	90	17.72	450
TP460-5M	92	18.11	460
TP475-5M	95	18.70	475
TP480-5M	96	18.90	480
TP495-5M	99	19.49	495
TP500-5M	100	19.69	500
TP520-5M	104	20.47	520
TP535-5M	107	21.06	535
TP555-5M	111	21.85	555
TP565-5M	113	22.24	565
TP580-5M	116	22.83	580
TP585-5M	117	23.03	585
TP600-5M	120	23.62	600
TP615-5M	123	24.21	615
TP635-5M	127	25.00	635
TP655-5M	131	25.79	655
TP665-5M	133	26.18	665
TP670-5M	134	26.38	671
TP680-5M	136	26.77	680
TP685-5M	137	29.97	685

Part No.	Number of Teeth	Pitch Length (in)	Pitch Length (mm)
TP695-5M	139	29.36	695
TP710-5M	142	27.95	710
TP740-5M	148	29.13	740
TP745-5M	149	29.33	745
TP765-5M	153	30.12	765
TP790-5M	158	31.10	790
TP800-5M	160	31.50	800
TP830-5M	166	32.68	830
TP835-5M	167	32.87	835
TP850-5M	170	33.46	850
TP870-5M	174	34.25	870
TP890-5M	178	35.04	890
TP925-5M	185	36.42	925
TP950-5M	190	37.40	950
TP975-5M	195	38.39	975
TP985-5M	197	38.78	985
TP1000-5M	200	39.37	1000
TP1050-5M	210	41.34	1050
TP1115-5M	223	43.90	1115
TP1125-5M	225	44.29	1125
TP1195-5M	239	47.05	1195
TP1250-5M	250	49.21	1250
TP1270-5M	254	50.00	1270

Part No.	Number of Teeth	Pitch Length (in)	Pitch Length (mm)
TP1295-5M	259	50.98	1295
TP1375-5M	275	54.13	1629
TP1420-5M	284	55.91	1420
TP1575-5M	315	62.01	1575
TP1595-5M	319	62.80	1595
TP1635-5M	327	64.37	1635
TP1690-5M	338	66.54	1690
TP1720-5M	344	67.72	1720
TP1790-5M	358	70.47	1790
TP1800-5M	360	70.87	1800
TP1895-5M	379	74.61	1895
TP1945-5M	389	76.57	1945
TP1980-5M	396	77.95	1980
TP2000-5M	400	78.74	2000
TP2110-5M	422	83.07	2110
TP2250-5M	450	88.58	2250
TP2525-5M	505	99.41	2525
TP2760-5M	552	108.66	2760
TP3120-5M	624	122.83	3120
TP3170-5M	634	124.80	3170
TP3430-5M	686	135.04	3430
TP3800-5M	760	149.61	3800

TWIN POWER BELTS

PowerGrip® Twin Power® Timing Belts

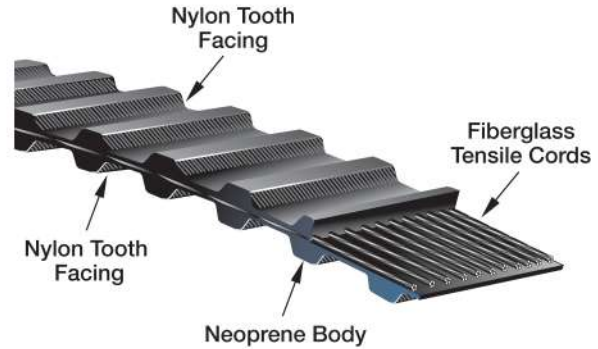
Twin Power belts have teeth on both sides to provide synchronization from both driving surfaces.

Markets/Applications

PowerGrip Twin Power Timing belts are suitable for all industrial serpentine applications requiring rotation reversal in some driven shafts.

Features/Advantages

- Gates Twin Power belts have **nylon facing** on both tooth surfaces providing equal load carrying capabilities on either side of belt.
- Belt capacity is equal to standard single-sided PowerGrip Timing belts.
- **Fiberglass tensile cord** provides high strength, excellent flex life, and high resistance to elongation.
- **Neoprene body** provides protection against grime, grease, oil, and moisture.
- Quieter than roller chain drives and eliminates lubrication and re-tensioning to reduce maintenance and labor.



TWIN POWER BELTS

Recommended Pulleys

PowerGrip® Timing Pulleys

Notes

Gates PowerGrip Twin Power Timing belt part numbers are comprised of pitch length, pitch and width. TP denotes Twin Power.

Length — The length is shown in the first part of the belt designation. The first number is the pitch length in tenths of an inch. A TP300L075 has a 30.0" pitch length.

Pitch — The pitch of a PowerGrip Twin Power Timing belt is the distance from center to center of the teeth (in inches). It is shown in the second part of the belt designation by a letter or letters. Part number TP300L075 has a .375" pitch. The letters correspond to pitches as follows:

XL = Extra Light = 0.200" pitch;

L = Light = 0.375" pitch;

H = Heavy = 0.500" pitch.

Width — The width is shown in the last part of the belt designation. Part number TP300L075 is .75" wide.

Product No. Series 9246

1/5" Pitch (.200"/XL) — 1/4" Wide

Part No.	Product No.	Number of Teeth	Pitch Length (in)	Weight (Lbs.)	Part No.	Product No.	Number of Teeth	Pitch Length (in)	Weight (Lbs.)
² TP126XL025	9246-1169	63	12.60	.01	TP180XL025	9246-1112	90	18.00	.03
TP128XL025	9246-1170	64	12.80	.01	TP182XL025	9246-1191	91	18.20	.03
TP130XL025	9246-1107	65	13.00	.01	² TP184XL025	9246-1192	92	18.40	.03
² TP132XL025	9246-1171	66	13.20	.01	² TP186XL025	9246-1193	93	18.60	.03
² TP134XL025	9246-1172	67	13.40	.01	TP188XL025	9246-1194	94	18.80	.03
² TP136XL025	9246-1173	68	13.60	.01	TP190XL025	9246-1113	95	19.00	.03
² TP138XL025	9246-1174	69	13.80	.01	² TP192XL025	9246-1195	96	19.20	.03
TP140XL025	9246-1108	70	14.00	.01	TP200XL025	9246-1114	100	20.00	.03
² TP142XL025	9246-1175	71	14.20	.01	TP202XL025	9246-1197	101	20.20	.03
² TP144XL025	9246-1176	72	14.40	.01	² TP204XL025	9246-1198	102	20.40	.03
TP146XL025	9246-1177	73	14.60	.01	² TP206XL025	9246-1199	103	20.60	.03
² TP148XL025	9246-1178	74	14.80	.01	TP210XL025	9246-1115	105	21.00	.03
TP150XL025	9246-1109	75	15.00	.01	TP212XL025	9246-8100	106	21.20	.03
² TP152XL025	9246-1179	76	15.20	.01	TP214XL025	9246-8101	107	21.40	.03
TP156XL025	9246-1181	78	15.60	.01	TP218XL025	9246-8102	109	21.80	.03
² TP158XL025	9246-1182	79	15.80	.01	TP220XL025	9246-1116	110	22.00	.03
TP160XL025	9246-1110	80	16.00	.01	² TP222XL025	9246-8103	111	22.20	.03
² TP162XL025	9246-1183	81	16.20	.01	² TP226XL025	9246-8104	113	22.60	.03
² TP166XL025	9246-1185	83	16.60	.01	² TP228XL025	9246-8105	114	22.80	.03
² TP168XL025	9246-1186	84	16.80	.01	TP230XL025	9246-1117	115	23.00	.03
TP170XL025	9246-1111	85	17.00	.02	² TP232XL025	9246-8106	116	23.20	.03
² TP172XL025	9246-1187	86	17.20	.02	TP234XL025	9246-8107	117	23.40	.03
² TP174XL025	9246-1188	87	17.40	.02	² TP236XL025	9246-8108	118	23.60	.03
TP176XL025	9246-1189	88	17.60	.02	TP240XL025	9246-1118	120	24.00	.03
² TP178XL025	9246-1190	89	17.80	.02	² TP244XL025	9246-8109	122	24.40	.03

² MTO Minimum Required. Check with Customer Service for availability.

PowerGrip® Twin Power® Timing Belts

Product No. Series 9246 (continued)

1/5" Pitch (.200"/XL) — 1/4" Wide (continued)

Part No.	Product No.	Number of Teeth	Pitch Length (in)	Weight (Lbs.)	Part No.	Product No.	Number of Teeth	Pitch Length (in)	Weight (Lbs.)
TP246XL025	9246-8110	123	24.60	.03	TP380XL025	9246-1130	190	38.00	.05
TP250XL025	9246-1119	125	25.00	.03	TP384XL025	9246-8128	192	38.40	.05
² TP254XL025	9246-8111	127	25.40	.03	TP390XL025	9246-1131	195	39.00	.05
² TP258XL025	9246-8112	129	25.80	.03	² TP400XL025	9246-1132	200	40.00	.06
TP260XL025	9246-1120	130	26.00	.03	² TP412XL025	9246-8129	206	41.20	.06
² TP262XL025	9246-8113	131	26.20	.03	² TP420XL025	9246-1133	210	42.00	.06
² TP264XL025	9246-8114	132	26.40	.03	² TP424XL025	9246-8130	212	42.40	.06
² TP266XL025	9246-8115	133	26.60	.03	² TP432XL025	9246-8131	216	43.20	.06
² TP268XL025	9246-8116	134	26.80	.03	² TP438XL025	9246-8132	219	43.80	.06
² TP274XL025	9246-8117	137	27.40	.03	² TP444XL025	9246-8133	222	44.40	.06
TP280XL025	9246-1122	140	28.00	.03	TP450XL025	9246-1134	225	45.00	.06
² TP286XL025	9246-8118	143	28.60	.03	TP454XL025	9246-8134	227	45.40	.07
TP290XL025	9246-1123	145	29.00	.04	TP460XL025	9246-1135	230	46.00	.07
² TP296XL025	9246-8119	148	29.60	.04	² TP468XL025	9246-8135	234	46.80	.07
TP300XL025	9246-1124	150	30.00	.04	² TP480XL025	9246-1136	240	48.00	.08
² TP306XL025	9246-8120	153	30.60	.04	TP492XL025	9246-8136	246	49.20	.08
TP310XL025	9246-1125	155	31.00	.04	TP498XL025	9246-8137	249	49.80	.08
TP316XL025	9246-8121	158	31.60	.04	² TP500XL025	9246-1137	250	50.00	.08
TP320XL025	9246-8122	160	32.00	.04	² TP506XL025	9246-8138	253	50.60	.08
² TP322XL025	9246-8123	161	32.20	.04	² TP524XL025	9246-8139	262	52.40	.08
TP330XL025	9246-1126	165	33.00	.04	² TP570XL025	9246-1138	285	57.00	.08
² TP338XL025	9246-8124	169	33.80	.04	² TP580XL025	9246-8140	290	58.00	.09
² TP340XL025	9246-1128	170	34.00	.05	² TP592XL025	9246-8141	296	59.20	.09
TP344XL025	9246-8125	172	34.40	.05	² TP612XL025	9246-8142	306	61.20	.09
² TP348XL025	9246-8126	174	34.80	.05	² TP630XL025	9246-1139	315	63.00	.09
² TP350XL025	9246-1127	175	35.00	.05	² TP672XL025	9246-8143	336	67.20	.10
TP352XL025	9246-8146	176	35.20	.05	TP690XL025	9246-8147	345	69.00	.10
TP362XL025	9246-8127	181	36.20	.05	² TP770XL025	9246-1140	385	77.00	.12
TP370XL025	9246-1129	185	37.00	.05	² TP850XL025	9246-8145	425	85.00	.14

TWIN POWER BELTS

1/5" Pitch (.200"/XL) — 3/8" Wide

Part No.	Product No.	Number of Teeth	Pitch Length (in)	Weight (Lbs.)	Part No.	Product No.	Number of Teeth	Pitch Length (in)	Weight (Lbs.)
² TP126XL037	9246-1369	63	12.60	.02	TP180XL037	9246-1312	90	18.00	.03
TP128XL037	9246-1370	64	12.80	.02	TP182XL037	9246-1391	91	18.20	.03
TP130XL037	9246-1307	65	13.00	.02	² TP184XL037	9246-1392	92	18.40	.03
² TP132XL037	9246-1371	66	13.20	.02	² TP186XL037	9246-1393	93	18.60	.03
² TP134XL037	9246-1372	67	13.40	.02	TP188XL037	9246-1394	94	18.80	.04
² TP136XL037	9246-1373	68	13.60	.02	TP190XL037	9246-1313	95	19.00	.04
² TP138XL037	9246-1374	69	13.80	.02	² TP192XL037	9246-1395	96	19.20	.04
TP140XL037	9246-1308	70	14.00	.02	TP200XL037	9246-1314	100	20.00	.04
² TP142XL037	9246-1375	71	14.20	.02	TP202XL037	9246-1397	101	20.20	.04
² TP144XL037	9246-1376	72	14.40	.02	² TP204XL037	9246-1398	102	20.40	.04
TP146XL037	9246-1377	73	14.60	.02	² TP206XL037	9246-1399	103	20.60	.04
² TP148XL037	9246-1378	74	14.80	.02	TP210XL037	9246-1315	105	21.00	.04
TP150XL037	9246-1309	75	15.00	.02	TP212XL037	9246-8300	106	21.20	.04
² TP152XL037	9246-1379	76	15.20	.02	TP214XL037	9246-8301	107	21.40	.04
TP156XL037	9246-1381	78	15.60	.02	² TP218XL037	9246-8302	109	21.80	.04
² TP158XL037	9246-1382	79	15.80	.02	TP220XL037	9246-1316	110	22.00	.04
TP160XL037	9246-1310	80	16.00	.02	² TP222XL037	9246-8303	111	22.20	.04
² TP162XL037	9246-1383	81	16.20	.02	² TP226XL037	9246-8304	113	22.60	.04
² TP166XL037	9246-1385	83	16.60	.02	² TP228XL037	9246-8305	114	22.80	.04
² TP168XL037	9246-1386	84	16.80	.02	TP230XL037	9246-1317	115	23.00	.04
TP170XL037	9246-1311	85	17.00	.03	² TP232XL037	9246-8306	116	23.20	.04
² TP172XL037	9246-1387	86	17.20	.03	TP234XL037	9246-8307	117	23.40	.05
² TP174XL037	9246-1388	87	17.40	.03	² TP236XL037	9246-8308	118	23.60	.05
TP176XL037	9246-1389	88	17.60	.03	TP240XL037	9246-1318	120	24.00	.05
² TP178XL037	9246-1390	89	17.80	.03	² TP244XL037	9246-8309	122	24.40	.05

² MTO Minimum Required. Check with Customer Service for availability.

PowerGrip® Twin Power® Timing Belts

Product No. Series 9246 (continued)

1/5" Pitch (.200"/XL) — 3/8" Wide (continued)

TWIN POWER BELTS

Part No.	Product No.	Number of Teeth	Pitch Length (in)	Weight (Lbs.)	Part No.	Product No.	Number of Teeth	Pitch Length (in)	Weight (Lbs.)
² TP246XL037	9246-8310	123	24.60	.05	TP380XL037	9246-1330	190	38.00	.07
TP250XL037	9246-1319	125	25.00	.05	TP384XL037	9246-8328	192	38.40	.07
² TP254XL037	9246-8311	127	25.40	.05	TP390XL037	9246-1331	195	39.00	.07
² TP258XL037	9246-8312	129	25.80	.05	² TP400XL037	9246-1332	200	40.00	.07
TP260XL037	9246-1320	130	26.00	.05	² TP412XL037	9246-8329	206	41.20	.08
² TP262XL037	9246-8313	131	26.20	.05	TP420XL037	9246-1333	210	42.00	.08
² TP264XL037	9246-8314	132	26.40	.05	² TP424XL037	9246-8330	212	42.40	.08
² TP266XL037	9246-8315	133	26.60	.05	² TP432XL037	9246-8331	216	43.20	.08
² TP268XL037	9246-8316	134	26.80	.05	² TP438XL037	9246-8332	219	43.80	.08
² TP274XL037	9246-8317	137	27.40	.05	² TP444XL037	9246-8333	222	44.40	.09
TP280XL037	9246-1322	140	28.00	.05	TP450XL037	9246-1334	225	45.00	.09
² TP286XL037	9246-8318	143	28.60	.05	TP454XL037	9246-8334	227	45.40	.09
TP290XL037	9246-1323	145	29.00	.06	TP460XL037	9246-1335	230	46.00	.09
² TP296XL037	9246-8319	148	29.60	.06	² TP468XL037	9246-8335	234	46.80	.09
TP300XL037	9246-1324	150	30.00	.06	² TP480XL037	9246-1336	240	48.00	.09
² TP306XL037	9246-8320	153	30.60	.06	TP492XL037	9246-8336	246	49.20	.10
TP310XL037	9246-1325	155	31.00	.06	TP498XL037	9246-8337	249	49.80	.10
TP316XL037	9246-8321	158	31.60	.06	² TP500XL037	9246-1337	250	50.00	.10
TP320XL037	9246-8322	160	32.00	.06	² TP506XL037	9246-8338	253	50.60	.10
² TP322XL037	9246-8323	161	32.20	.06	² TP524XL037	9246-8339	262	52.40	.11
TP330XL037	9246-1326	165	33.00	.06	² TP570XL037	9246-1338	285	57.00	.11
² TP338XL037	9246-8324	169	33.80	.06	² TP580XL037	9246-8340	290	58.00	.12
TP340XL037	9246-1328	170	34.00	.06	² TP592XL037	9246-8341	296	59.20	.12
TP344XL037	9246-8325	172	34.40	.06	² TP612XL037	9246-8342	306	61.20	.12
² TP348XL037	9246-8326	174	34.80	.06	² TP630XL037	9246-1339	315	63.00	.13
TP350XL037	9246-1327	175	35.00	.06	² TP672XL037	9246-8343	336	67.20	.13
TP352XL037	9246-8346	176	35.20	.06	TP690XL037	9246-8347	345	69.00	.14
TP362XL037	9246-8327	181	36.20	.06	² TP770XL037	9246-1340	385	77.00	.15
TP370XL037	9246-1329	185	37.00	.07	² TP850XL037	9246-8345	425	85.00	.17

3/8" Pitch (.375"/L) — 1/2" Wide

Part No.	Product No.	Number of Teeth	Pitch Length (in)	Weight (Lbs.)	Part No.	Product No.	Number of Teeth	Pitch Length (in)	Weight (Lbs.)
TP150L050	9246-2101	40	15.00	.06	² TP315L050	9246-2123	84	31.50	.10
² TP154L050	9246-2127	41	15.38	.06	TP322L050	9246-2110	86	32.25	.11
² TP158L050	9246-2128	42	15.75	.06	TP345L050	9246-2111	92	34.50	.11
² TP165L050	9246-2121	44	16.50	.06	TP367L050	9246-2112	98	36.75	.12
TP173L050	9246-2129	46	17.25	.06	² TP375L050	9246-7139	100	37.50	.12
² TP176L050	9246-7133	47	17.63	.06	TP390L050	9246-2113	104	39.00	.12
TP187L050	9246-2102	50	18.75	.06	TP420L050	9246-2114	112	42.00	.13
² TP195L050	9246-2122	52	19.50	.07	² TP446L050	9246-7140	119	44.63	.14
² TP199L050	9246-7134	53	19.88	.07	TP450L050	9246-2115	120	45.00	.14
TP210L050	9246-2103	56	21.00	.07	TP480L050	9246-2116	128	48.00	.15
TP218L050	9246-7136	58	21.75	.07	TP510L050	9246-2117	136	51.00	.16
TP225L050	9246-2104	60	22.50	.08	TP540L050	9246-2118	144	54.00	.17
TP240L050	9246-2105	64	24.00	.08	² TP566L050	9246-7141	151	56.63	.17
² TP248L050	9246-7137	66	24.75	.08	TP600L050	9246-2119	160	60.00	.18
TP255L050	9246-2106	68	25.50	.08	TP660L050	9246-2120	176	66.00	.20
² TP263L050	9246-7138	70	26.25	.09	TP817L050	9246-2125	218	81.75	.25
TP270L050	9246-2107	72	27.00	.09	² TP900L050	9246-2126	240	90.00	.27
TP285L050	9246-2108	76	28.50	.09	² TP945L050	9246-7148	252	94.50	.28
TP300L050	9246-2109	80	30.00	.10					

² MTO Minimum Required. Check with Customer Service for availability.

PowerGrip® Twin Power® Timing Belts

Product No. Series 9246 (continued)

3/8" Pitch (.375"/L) — 3/4" Wide

Part No.	Product No.	Number of Teeth	Pitch Length (in)	Weight (Lbs.)
TP150L075	9246-2201	40	15.00	.08
² TP154L075	9246-2227	41	15.38	.08
² TP158L075	9246-2228	42	15.75	.08
² TP165L075	9246-2221	44	16.50	.09
TP173L075	9246-2229	46	17.25	.09
² TP176L075	9246-7223	47	17.63	.09
TP187L075	9246-2202	50	18.75	.10
² TP195L075	9246-2222	52	19.50	.10
² TP199L075	9246-7234	53	19.88	.10
TP210L075	9246-2203	56	21.00	.11
² TP218L075	9246-7236	58	21.75	.11
TP225L075	9246-2204	60	22.50	.11
TP240L075	9246-2205	64	24.00	.12
² TP248L075	9246-7237	66	24.75	.12
TP255L075	9246-2206	68	25.50	.13
² TP263L075	9246-7238	70	26.25	.13
TP270L075	9246-2207	72	27.00	.13
TP285L075	9246-2208	76	28.50	.14
TP300L075	9246-2209	80	30.00	.15

Part No.	Product No.	Number of Teeth	Pitch Length (in)	Weight (Lbs.)
² TP315L075	9246-2223	84	31.50	.15
TP322L075	9246-2210	86	32.25	.16
TP345L075	9246-2211	92	34.50	.17
TP367L075	9246-2212	98	36.75	.18
² TP375L075	9246-7239	100	37.50	.18
TP390L075	9246-2213	104	39.00	.19
TP420L075	9246-2214	112	42.00	.20
² TP446L075	9246-7240	119	44.63	.22
TP450L075	9246-2215	120	45.00	.22
TP480L075	9246-2216	128	48.00	.23
TP510L075	9246-2217	136	51.00	.24
TP540L075	9246-2218	144	54.00	.26
² TP566L075	9246-7241	151	56.63	.27
TP600L075	9246-2219	160	60.00	.29
TP660L075	9246-2220	176	66.00	.31
TP817L075	9246-2225	218	81.75	.39
² TP900L075	9246-2226	240	90.00	.42
² TP945L075	9246-7248	252	94.50	.44

TWIN POWER BELTS

3/8" Pitch (.375"/L) — 1" Wide

Part No.	Product No.	Number of Teeth	Pitch Length (in)	Weight (Lbs.)
TP150L100	9246-2301	40	15.00	.02
² TP154L100	9246-2327	41	15.38	.02
² TP158L100	9246-2328	42	15.75	.04
² TP165L100	9246-2321	44	16.50	.04
TP173L100	9246-2329	46	17.25	.06
² TP176L100	9246-7333	47	17.63	.07
TP187L100	9246-2302	50	18.75	.08
² TP195L100	9246-2322	52	19.50	.10
² TP199L100	9246-7334	53	19.88	.11
TP210L100	9246-2303	56	21.00	.12
² TP218L100	9246-7336	58	21.75	.14
TP225L100	9246-2304	60	22.50	.15
TP240L100	9246-2305	64	24.00	.16
² TP248L100	9246-7337	66	24.75	.17
TP255L100	9246-2306	68	25.50	.18
² TP263L100	9246-7338	70	26.25	.20
TP270L100	9246-2307	72	27.00	.21
TP285L100	9246-2308	76	28.50	.22
TP300L100	9246-2309	80	30.00	.23

Part No.	Product No.	Number of Teeth	Pitch Length (in)	Weight (Lbs.)
² TP315L100	9246-2323	84	31.50	.24
TP322L100	9246-2310	86	32.25	.25
TP345L100	9246-2311	92	34.50	.26
TP367L100	9246-2312	98	36.75	.27
² TP375L100	9246-7339	100	37.50	.28
TP390L100	9246-2313	104	39.00	.29
TP420L100	9246-2314	112	42.00	.30
² TP446L100	9246-7340	119	44.63	.32
TP450L100	9246-2315	120	45.00	.32
TP480L100	9246-2316	128	48.00	.34
TP510L100	9246-2317	136	51.00	.35
TP540L100	9246-2318	144	54.00	.36
² TP566L100	9246-7341	151	56.63	.37
TP600L100	9246-2319	160	60.00	.39
TP660L100	9246-2320	176	66.00	.41
TP817L100	9246-2325	218	81.75	.44
TP900L100	9246-2326	240	90.00	.45
² TP945L100	9246-7348	252	94.50	.47

1/2" Pitch (.500"/H) — 3/4" Wide

Part No.	Product No.	Number of Teeth	Pitch Length (in)	Weight (Lbs.)
² TP210H075	9246-3125	42	21.00	.15
² TP220H075	9246-3126	44	22.00	.16
² TP225H075	9246-3145	45	22.50	.16
² TP230H075	9246-3127	46	23.00	.16
TP240H075	9246-3100	48	24.00	.17
TP270H075	9246-3101	54	27.00	.17
TP300H075	9246-3102	60	30.00	.18
² TP310H075	9246-3103	62	31.00	.18
² TP315H075	9246-3147	63	31.50	.18
² TP320H075	9246-3128	64	32.00	.18
TP330H075	9246-3124	66	33.00	.19

Part No.	Product No.	Number of Teeth	Pitch Length (in)	Weight (Lbs.)
² TP340H075	9246-3129	68	34.00	.19
² TP350H075	9246-3130	70	35.00	.20
TP360H075	9246-3104	72	36.00	.20
² TP370H075	9246-3131	74	37.00	.21
TP390H075	9246-3105	78	39.00	.22
² TP400H075	9246-3132	80	40.00	.22
² TP410H075	9246-3133	82	41.00	.22
² TP415H075	9246-3148	83	41.50	.22
TP420H075	9246-3106	84	42.00	.22
² TP445H075	9246-3149	89	44.50	.23
TP450H075	9246-3107	90	45.00	.23

² MTO Minimum Required. Check with Customer Service for availability.

PowerGrip® Twin Power® Timing Belts

Product No. Series 9246 (continued)

1/2" Pitch (.500"/H) — 3/4" Wide (continued)

Part No.	Product No.	Number of Teeth	Pitch Length (in)	Weight (Lbs.)	Part No.	Product No.	Number of Teeth	Pitch Length (in)	Weight (Lbs.)
² TP455H075	9246-8150	91	45.50	.24	² TP780H075	9246-3139	156	78.00	.36
² TP465H075	9246-8151	93	46.50	.25	TP800H075	9246-3117	160	80.00	.35
TP480H075	9246-3108	96	48.00	.25	² TP820H075	9246-3140	164	82.00	.37
² TP490H075	9246-3134	98	49.00	.25	² TP840H075	9246-3141	168	84.00	.38
² TP495H075	9246-8152	99	49.50	.26	TP850H075	9246-3118	170	85.00	.38
TP510H075	9246-3109	102	51.00	.25	TP900H075	9246-3119	180	90.00	.40
TP525H075	9246-8153	105	52.50	.26	² TP960H075	9246-3142	192	96.00	.42
TP540H075	9246-3110	108	54.00	.27	TP1000H075	9246-3120	200	100.00	.44
² TP555H075	9246-8154	111	55.50	.28	TP1100H075	9246-3121	220	110.00	.48
TP560H075	9246-3135	112	56.00	.28	TP1140H075	9246-3143	228	114.00	.49
TP570H075	9246-3111	114	57.00	.28	² TP1180H075	9246-8161	236	118.00	.50
² TP585H075	9246-3136	117	58.50	.28	TP1250H075	9246-3122	250	125.00	.54
TP600H075	9246-3112	120	60.00	.29	TP1400H075	9246-3123	280	140.00	.58
² TP605H075	9246-8155	121	60.50	.29	² TP1510H075	9246-8165	302	151.00	.63
TP630H075	9246-3113	126	63.00	.30	² TP1550H075	9246-3144	310	155.00	.64
² TP645H075	9246-3137	129	64.50	.31	TP1645H075	9246-8166	329	164.50	.68
² TP655H075	9246-8156	131	65.50	.31	² TP1680H075	9246-8167	336	168.00	.69
TP660H075	9246-3114	132	66.00	.31	TP1700H075	9246-3146	340	170.00	.70
TP700H075	9246-3115	140	70.00	.33	² TP2090H075	9246-8168	418	209.00	.83
² TP730H075	9246-3138	146	73.00	.34	² TP2100H075	9246-8169	420	210.00	.84
TP750H075	9246-3116	150	75.00	.35	² TP2120H075	9246-8170	424	212.00	.85
² TP775H075	9246-8158	155	77.50	.35	² TP2330H075	9246-8171	466	233.00	.92

TWIN POWER BELTS

1/2" Pitch (.500"/H) — 1" Wide

Part No.	Product No.	Number of Teeth	Pitch Length (in)	Weight (Lbs.)	Part No.	Product No.	Number of Teeth	Pitch Length (in)	Weight (Lbs.)
² TP210H100	9246-3225	42	21.00	.15	² TP585H100	9246-3236	117	58.50	.41
² TP220H100	9246-3226	44	22.00	.16	TP600H100	9246-3212	120	60.00	.41
² TP225H100	9246-3245	45	22.50	.16	² TP605H100	9246-8255	121	60.50	.42
² TP230H100	9246-3227	46	23.00	.17	TP630H100	9246-3213	126	63.00	.45
TP240H100	9246-3200	48	24.00	.17	TP645H100	9246-3237	129	64.50	.45
TP270H100	9246-3201	54	27.00	.18	² TP655H100	9246-8256	131	65.50	.46
TP300H100	9246-3202	60	30.00	.20	TP660H100	9246-3214	132	66.00	.46
² TP315H100	9246-3247	63	31.50	.23	TP700H100	9246-3215	140	70.00	.47
² TP320H100	9246-3228	64	32.00	.22	TP730H100	9246-3238	146	73.00	.50
TP330H100	9246-3224	66	33.00	.23	TP750H100	9246-3216	150	75.00	.52
² TP340H100	9246-3229	68	34.00	.24	² TP775H100	9246-8258	155	77.50	.53
² TP350H100	9246-3230	70	35.00	.25	TP780H100	9246-3239	156	78.00	.54
TP360H100	9246-3204	72	36.00	.25	TP800H100	9246-3217	160	80.00	.55
² TP370H100	9246-3231	74	37.00	.26	TP820H100	9246-3240	164	82.00	.56
TP390H100	9246-3205	78	39.00	.27	² TP840H100	9246-3241	168	84.00	.58
TP400H100	9246-3232	80	40.00	.28	TP850H100	9246-3218	170	85.00	.58
² TP410H100	9246-3233	82	41.00	.28	TP900H100	9246-3219	180	90.00	.62
² TP415H100	9246-3248	83	41.50	.29	² TP960H100	9246-3242	192	96.00	.66
TP420H100	9246-3206	84	42.00	.30	TP1000H100	9246-3220	200	100.00	.68
TP445H100	9246-3249	89	44.50	.32	TP1100H100	9246-3221	220	110.00	.75
TP450H100	9246-3207	90	45.00	.32	TP1140H100	9246-3243	228	114.00	.77
² TP455H100	9246-8250	91	45.50	.32	TP1180H100	9246-8261	236	118.00	.80
² TP465H100	9246-8251	93	46.50	.32	TP1250H100	9246-3222	250	125.00	.85
TP480H100	9246-3208	96	48.00	.33	TP1400H100	9246-3223	280	140.00	.95
TP490H100	9246-3234	98	49.00	.34	² TP1510H100	9246-8265	302	151.00	1.03
² TP495H100	9246-8252	99	49.50	.34	² TP1550H100	9246-3244	310	155.00	1.05
TP510H100	9246-3209	102	51.00	.36	TP1645H100	9246-8266	329	164.50	1.12
² TP525H100	9246-8253	105	52.50	.36	² TP1680H100	9246-8267	336	168.00	1.15
TP540H100	9246-3210	108	54.00	.37	TP1700H100	9246-3246	340	170.00	1.16
TP555H100	9246-8254	111	55.50	.38	² TP2090H100	9246-8268	418	209.00	1.40
TP560H100	9246-3235	112	56.00	.38	² TP2100H100	9246-8269	420	210.00	1.42
TP570H100	9246-3211	114	57.00	.39	² TP2120H100	9246-8270	424	212.00	1.45

² MTO Minimum Required. Check with Customer Service for availability.

PowerGrip® Twin Power® Timing Belts

Product No. Series 9246 (continued)

1/2" Pitch (.500"/H) — 1" Wide (continued)

Part No.	Product No.	Number of Teeth	Pitch Length (in)	Weight (Lbs.)
² TP2330H100	9246-8271	466	233.00	1.60

1/2" Pitch (.500"/H) — 1 1/2" Wide

Part No.	Product No.	Number of Teeth	Pitch Length (in)	Weight (Lbs.)	Part No.	Product No.	Number of Teeth	Pitch Length (in)	Weight (Lbs.)
² TP210H150	9246-3325	42	21.00	.33	² TP585H150	9246-3336	117	58.50	.68
² TP220H150	9246-3326	44	22.00	.35	TP600H150	9246-3312	120	60.00	.74
² TP225H150	9246-3345	45	22.50	.36	² TP605H150	9246-8355	121	60.50	.71
² TP230H150	9246-3327	46	23.00	.37	TP630H150	9246-3313	126	63.00	.73
TP240H150	9246-3300	48	24.00	.38	² TP645H150	9246-3337	129	64.50	.74
TP270H150	9246-3301	54	27.00	.40	² TP655H150	9246-8356	131	65.50	.74
TP300H150	9246-3302	60	30.00	.42	TP660H150	9246-3314	132	66.00	.76
² TP310H150	9246-3303	62	31.00	.43	TP700H150	9246-3315	140	70.00	.80
² TP315H150	9246-3347	63	31.50	.43	² TP730H150	9246-3338	146	73.00	.83
² TP320H150	9246-3328	64	32.00	.44	TP750H150	9246-3316	150	75.00	.84
TP330H150	9246-3324	66	33.00	.45	² TP775H150	9246-8358	155	77.50	.86
² TP340H150	9246-3329	68	34.00	.46	² TP780H150	9246-3339	156	78.00	.86
² TP350H150	9246-3330	70	35.00	.46	TP800H150	9246-3317	160	80.00	.89
TP360H150	9246-3304	72	36.00	.47	² TP820H150	9246-3340	164	82.00	.90
² TP370H150	9246-3331	74	37.00	.47	² TP840H150	9246-3341	168	84.00	.95
TP390H150	9246-3305	78	39.00	.50	TP850H150	9246-3318	170	85.00	.95
² TP400H150	9246-3332	80	40.00	.51	TP900H150	9246-3319	180	90.00	.97
² TP410H150	9246-3333	82	41.00	.53	² TP960H150	9246-3342	192	96.00	1.04
² TP415H150	9246-3348	83	41.50	.53	TP1000H150	9246-3320	200	100.00	1.08
TP420H150	9246-3306	84	42.00	.54	TP1100H150	9246-3321	220	110.00	1.14
² TP445H150	9246-3349	89	44.50	.55	TP1140H150	9246-3343	228	114.00	1.20
TP450H150	9246-3307	90	45.00	.56	² TP1180H150	9246-8361	236	118.00	1.25
² TP455H150	9246-8350	91	45.50	.56	TP1250H150	9246-3322	250	125.00	1.30
² TP465H150	9246-8351	93	46.50	.56	TP1400H150	9246-3323	280	140.00	1.45
TP480H150	9246-3308	96	48.00	.58	² TP1510H150	9246-8365	302	151.00	1.53
² TP490H150	9246-3334	98	49.00	.61	² TP1550H150	9246-3344	310	155.00	1.58
² TP495H150	9246-8352	99	49.50	.60	TP1645H150	9246-8366	329	164.50	1.68
TP510H150	9246-3309	102	51.00	.62	² TP1680H150	9246-8367	336	168.00	1.70
² TP525H150	9246-8353	105	52.50	.63	TP1700H150	9246-3346	340	170.00	1.72
TP540H150	9246-3310	108	54.00	.65	² TP2090H150	9246-8368	418	209.00	1.55
² TP555H150	9246-8354	111	55.50	.66	² TP2100H150	9246-8369	420	210.00	2.10
TP560H150	9246-3335	112	56.00	.66	² TP2120H150	9246-8370	424	212.00	2.12
TP570H150	9246-3311	114	57.00	.68	TP2330H150	9246-8371	466	233.00	2.30

1/2" Pitch (.500"/H) — 2" Wide

Part No.	Product No.	Number of Teeth	Pitch Length (in)	Weight (Lbs.)	Part No.	Product No.	Number of Teeth	Pitch Length (in)	Weight (Lbs.)
² TP210H200	9246-3425	42	21.00	.43	TP390H200	9246-3405	78	39.00	.79
² TP220H200	9246-3426	44	22.00	.45	² TP400H200	9246-3432	80	40.00	.80
² TP225H200	9246-3445	45	22.50	.46	² TP410H200	9246-3433	82	41.00	.83
² TP230H200	9246-3427	46	23.00	.47	² TP415H200	9246-3448	83	41.50	.84
TP240H200	9246-3400	48	24.00	.49	TP420H200	9246-3406	84	42.00	.85
TP270H200	9246-3401	54	27.00	.57	² TP445H200	9246-3449	89	44.50	.90
TP300H200	9246-3402	60	30.00	.61	TP450H200	9246-3407	90	45.00	.91
² TP310H200	9246-3403	62	31.00	.63	² TP455H200	9246-8450	91	45.50	.92
² TP315H200	9246-3447	63	31.50	.64	² TP465H200	9246-8451	93	46.50	.94
² TP320H200	9246-3428	64	32.00	.66	TP480H200	9246-3408	96	48.00	.98
TP330H200	9246-3424	66	33.00	.68	² TP490H200	9246-3434	98	49.00	.99
² TP340H200	9246-3429	68	34.00	.69	² TP495H200	9246-8452	99	49.50	1.00
² TP350H200	9246-3430	70	35.00	.70	TP510H200	9246-3409	102	51.00	1.00
TP360H200	9246-3404	72	36.00	.72	² TP525H200	9246-8453	105	52.50	1.06
² TP370H200	9246-3431	74	37.00	.75	TP540H200	9246-3410	108	54.00	1.09

² MTO Minimum Required. Check with Customer Service for availability.

PowerGrip® Twin Power® Timing Belts

Product No. Series 9246 (continued)

1/2" Pitch (.500"/H) — 2" Wide (continued)

Part No.	Product No.	Number of Teeth	Pitch Length (in)	Weight (Lbs.)	Part No.	Product No.	Number of Teeth	Pitch Length (in)	Weight (Lbs.)
² TP555H200	9246-8454	111	55.50	1.12	TP850H200	9246-3418	170	85.00	1.72
TP560H200	9246-3435	112	56.00	1.13	TP900H200	9246-3419	180	90.00	1.82
TP570H200	9246-3411	114	57.00	1.16	² TP960H200	9246-3442	192	96.00	1.94
² TP585H200	9246-3436	117	58.50	1.18	TP1000H200	9246-3420	200	100.00	2.00
TP600H200	9246-3412	120	60.00	1.21	TP1100H200	9246-3421	220	110.00	2.20
² TP605H200	9246-8455	121	60.50	1.22	TP1140H200	9246-3443	228	114.00	2.30
TP630H200	9246-3413	126	63.00	1.27	² TP1180H200	9246-8461	236	118.00	2.38
² TP645H200	9246-3437	129	64.50	1.29	TP1250H200	9246-3422	250	125.00	2.52
² TP655H200	9246-8456	131	65.50	1.32	TP1400H200	9246-3423	280	140.00	2.82
TP660H200	9246-3414	132	66.00	1.33	² TP1510H200	9246-8465	302	151.00	3.04
TP700H200	9246-3415	140	70.00	1.40	TP1550H200	9246-3444	310	155.00	3.12
TP730H200	9246-3438	146	73.00	1.47	TP1645H200	9246-8466	329	164.50	3.31
TP750H200	9246-3416	150	75.00	1.52	² TP1680H200	9246-8467	336	168.00	3.38
² TP775H200	9246-8458	155	77.50	1.56	TP1700H200	9246-3446	340	170.00	3.42
² TP780H200	9246-3439	156	78.00	1.57	² TP2090H200	9246-8468	418	209.00	4.20
TP800H200	9246-3417	160	80.00	1.62	² TP2100H200	9246-8469	420	210.00	4.22
² TP820H200	9246-3440	164	82.00	1.65	² TP2120H200	9246-8470	424	212.00	4.26
² TP840H200	9246-3441	168	84.00	1.69	² TP2330H200	9246-8471	466	233.00	4.68

TWIN POWER BELTS

1/2" Pitch (.500"/H) — 3" Wide

Part No.	Product No.	Number of Teeth	Pitch Length (in)	Weight (Lbs.)	Part No.	Product No.	Number of Teeth	Pitch Length (in)	Weight (Lbs.)
² TP210H300	9246-3525	42	21.00	.66	² TP585H300	9246-3536	117	58.50	1.77
² TP220H300	9246-3526	44	22.00	.69	TP600H300	9246-3512	120	60.00	1.80
² TP225H300	9246-3545	45	22.50	.71	² TP605H300	9246-8555	121	60.50	1.84
² TP230H300	9246-3527	46	23.00	.73	TP630H300	9246-3513	126	63.00	1.91
TP240H300	9246-3500	48	24.00	.75	² TP645H300	9246-3537	129	64.50	1.95
TP270H300	9246-3501	54	27.00	.82	² TP655H300	9246-8556	131	65.50	1.97
TP300H300	9246-3502	60	30.00	.91	TP660H300	9246-3514	132	66.00	2.00
² TP310H300	9246-3503	62	31.00	.94	TP700H300	9246-3515	140	70.00	2.13
² TP315H300	9246-3547	63	31.50	.95	TP730H300	9246-3538	146	73.00	2.23
² TP320H300	9246-3528	64	32.00	.96	TP750H300	9246-3516	150	75.00	2.30
TP330H300	9246-3524	66	33.00	.98	² TP775H300	9246-8558	155	77.50	2.36
² TP340H300	9246-3529	68	34.00	1.01	² TP780H300	9246-3539	156	78.00	2.38
² TP350H300	9246-3530	70	35.00	1.04	TP800H300	9246-3517	160	80.00	2.43
TP360H300	9246-3504	72	36.00	1.09	² TP820H300	9246-3540	164	82.00	2.49
² TP370H300	9246-3531	74	37.00	1.14	TP840H300	9246-3541	168	84.00	2.54
TP390H300	9246-3505	78	39.00	1.18	TP850H300	9246-3518	170	85.00	2.59
² TP400H300	9246-3532	80	40.00	1.23	TP900H300	9246-3519	180	90.00	2.73
² TP410H300	9246-3533	82	41.00	1.25	TP960H300	9246-3542	192	96.00	2.94
² TP415H300	9246-3548	83	41.50	1.26	TP1000H300	9246-3520	200	100.00	3.06
TP420H300	9246-3506	84	42.00	1.27	TP1100H300	9246-3521	220	110.00	3.34
² TP445H300	9246-3549	89	44.50	1.36	TP1140H300	9246-3543	228	114.00	3.45
TP450H300	9246-3507	90	45.00	1.37	² TP1180H300	9246-8561	236	118.00	3.63
² TP455H300	9246-8550	91	45.50	1.39	TP1250H300	9246-3522	250	125.00	3.80
² TP465H300	9246-8551	93	46.50	1.42	TP1400H300	9246-3523	280	140.00	4.26
TP480H300	9246-3508	96	48.00	1.46	² TP1510H300	9246-8565	302	151.00	4.59
² TP490H300	9246-3534	98	49.00	1.48	² TP1550H300	9246-3544	310	155.00	4.71
² TP495H300	9246-8552	99	49.50	1.49	TP1645H300	9246-8566	329	164.50	5.00
TP510H300	9246-3509	102	51.00	1.55	² TP1680H300	9246-8567	336	168.00	5.11
² TP525H300	9246-8553	105	52.50	1.60	TP1700H300	9246-3546	340	170.00	5.16
TP540H300	9246-3510	108	54.00	1.64	TP2090H300	9246-8568	418	209.00	6.34
² TP555H300	9246-8554	111	55.50	1.68	² TP2100H300	9246-8569	420	210.00	6.37
TP560H300	9246-3535	112	56.00	1.70	² TP2120H300	9246-8570	424	212.00	6.46
TP570H300	9246-3511	114	57.00	1.73	² TP2330H300	9246-8571	466	233.00	7.07

² MTO Minimum Required. Check with Customer Service for availability.

Long-Length Poly Chain® GT® Carbon™ Belting

An innovative construction combined with the Gates tooth profile makes Poly Chain GT Carbon Gates most powerful synchronous belt. Compact and lightweight, Poly Chain GT Carbon belt drives deliver more power in less space.

Markets/Applications

Long length Poly Chain GT Carbon belting is a cost effective, low maintenance drive alternative that is well suited for linear movement, positioning and conveying applications.

Features/Advantages

- Gates **patented curvilinear tooth profile** provides excellent positioning characteristics, noise reduction, high shear strength, and improved load carrying capacity.
- Robust **carbon tensile cord** combines minimal stretch with extraordinary strength and load carrying capacity, while absorbing shock and surge loads.
- Durable **polyurethane construction** resists chemicals, oil, pollutants, and abrasion.
- **Nylon tooth facing** reduces friction and eliminates the need for lubrication.
- Eliminates lubrication and re-tensioning reduce maintenance and labor as compared to roller chain drives.
- Fully operational in temperature extremes of -65°F to +185°F (-54°C to +85°C).

Recommended Sprockets

Poly Chain® GT®2 Sprockets

Notes

Minimum order length for Poly Chain GT Carbon belting is 50 feet, ordered in 50 foot increments thereafter. Continuous lengths, if needed, must be specified when ordering, and must be ordered in increments of the minimum order quantity. Continuous lengths may require lead times.

Poly Chain GT Carbon belting can be used on existing drives as replacement for Poly Chain® GT® belting. Minimum order quantities may vary for non-standard widths. Check with Customer Service.



Product No. Series 9302

8mm Pitch

Part No.	Product No.	Width (mm)	Weight (Lbs.)	Min. Order Qty.	Max. Cont. Length
LL8MGT-012	9302-1000	12	.04	50 ft.	900 ft.
LL8MGT-021	9302-1100	21	.07	50 ft.	504 ft.
LL8MGT-036	9302-1200	36	.11	50 ft.	298 ft.

14mm Pitch

Part No.	Product No.	Width (mm)	Weight (Lbs.)	Min. Order Qty.	Max. Cont. Length
LL14MGT-020	9302-1300	20	.11	50 ft.	522 ft.
LL14MGT-037	9302-1400	37	.19	50 ft.	298 ft.

Long-Length PowerGrip® GT®2 Belting

Long length PowerGrip GT2 belting is a cost effective, low maintenance drive alternative.

Markets/Applications

Well suited for linear movement, positioning and conveying applications.

Features/Advantages

- **Fiberglass tensile cord** provides high strength, excellent flex life, and high resistance to elongation. Steel tensile cord is available in some belt types for added length stability.
- **Neoprene body** provides protection against grime, grease, oil, and moisture.
- **Nylon tooth facing** provides a durable wear surface for long service life.
- The PowerGrip GT2 **belt tooth** is designed for use with a specific sprocket groove profile. The sprocket groove-belt tooth combination increases capacity, while improving registration.
- PowerGrip GT2 has more tooth ratchet resistance than HTD®.
- Eliminates lubrication and re-tensioning reduce maintenance and labor as compared to roller chain drives.
- PowerGrip GT2 belt/sprocket combinations match or exceed the positional accuracy of PowerGrip® Timing belt/pulley systems.
- Fully operational in temperature extremes of -35°F to +180°F (-34°C to +82°C).



Recommended Sprockets

PowerGrip® GT®2 Sprockets

Notes

Minimum order lengths for belting is 50 feet, ordered in 50 foot increments thereafter. Continuous lengths, if needed, must be specified when ordering, and must be ordered in increments of the minimum order quantity (unless ordering the maximum continuous lengths). Minimum order quantities may vary for non-standard widths. Continuous lengths may require lead times. Check with Customer Service.

LONG-LENGTH BELTING

Product No. Series 9396

2mm Pitch

Part No.	Product No.	Width (mm)	Weight (Lbs.)	Min. Order Qty.	Max. Cont. Length
LL2MR04	9396-0033	4	.01	50 ft.	300 ft.
LL2MR06	9396-0009	6	.01	50 ft.	300 ft.
LL2MR09	9396-0052	9	.02	50 ft.	300 ft.

8mm Pitch

Part No.	Product No.	Width (mm)	Weight (Lbs.)	Min. Order Qty.	Max. Cont. Length
LL8MR20	9396-0029	20	.08	50 ft.	590 ft.
LL8MR30	9396-0030	30	.13	50 ft.	590 ft.
LL8MR50	9396-0031	50	.21	50 ft.	590 ft.
LL8MR85	9396-0032	85	.36	50 ft.	590 ft.

3mm Pitch

Part No.	Product No.	Width (mm)	Weight (Lbs.)	Min. Order Qty.	Max. Cont. Length
LL3MR06	9396-0002	6	.02	50 ft.	600 ft.
LL3MR09	9396-0012	9	.03	50 ft.	385 ft.
LL3MR15	9396-0021	15	.04	50 ft.	240 ft.

Steel Tensile - 5mm Pitch

Part No.	Product No.	Width (mm)	Weight (Lbs.)	Min. Order Qty.	Max. Cont. Length
LL5MR15 ST	9396-10043	15	.18	50 ft.	392 ft.
LL5MR25 ST	9396-40417	25	.23	50 ft.	392 ft.

5mm Pitch

Part No.	Product No.	Width (mm)	Weight (Lbs.)	Min. Order Qty.	Max. Cont. Length
LL5MR09	9396-0020	9	.03	50 ft.	360 ft.
LL5MR15	9396-0025	15	.04	50 ft.	230 ft.

Steel Tensile - 8mm Pitch

Part No.	Product No.	Width (mm)	Weight (Lbs.)	Min. Order Qty.	Max. Cont. Length
LL8MR20 ST	9396-10049	20	.29	50 ft.	392 ft.
LL8MR30 ST	9396-10050	30	.37	50 ft.	392 ft.
LL8MR50 ST	9396-40433	50	.53	50 ft.	392 ft.

Long-Length PowerGrip® HTD® Belting

PowerGrip HTD belts have a larger, more robust tooth profile for increased capacity, as compared to timing belts.

Markets/Applications

Long length PowerGrip HTD belting is a cost effective, low maintenance drive alternative that is well suited for linear movement, positing and conveying applications.

Features/Advantages

- **Fiberglass tensile cord** provides high strength, excellent flex life, and high resistance to elongation. Steel tensile cord is available in some belt types for added length stability.
- **Neoprene body** provides protection against grime, grease, oil, and moisture.
- **Nylon tooth facing** provides a durable wear surface for long service life.
- **Eliminates lubrication and re-tensioning** to reduce maintenance and labor required on drives.

Recommended Sprockets
PowerGrip® HTD® Sprockets

Notes

Minimum order lengths for fiberglass tensile cord belting is 50 feet, ordered in 50 foot increments thereafter.

Minimum order lengths for steel tensile belting is 98 feet, ordered in 98 foot increments thereafter.

Continuous lengths, if needed, must be specified when ordering, and must be ordered in increments of the minimum order quantity (unless ordering the maximum continuous lengths).

Continuous lengths may require lead times.

Minimum order quantities may vary for non-standard widths. Check with Customer Service.



LONG-LENGTH BELTING

Product No. Series 9308

3mm Pitch

Part No.	Product No.	Width (mm)	Weight (Lbs.)	Min. Order Qty.	Max. Cont. Length
LL3M06	9308-0044	6	.01	50 ft.	300 ft.
LL3M09	9308-0003	9	.01	50 ft.	300 ft.
LL3M15	9308-0084	15	.01	50 ft.	185 ft.

14mm Pitch

Part No.	Product No.	Width (mm)	Weight (Lbs.)	Min. Order Qty.	Max. Cont. Length
LL14M40	9308-10009	40	.26	98 ft.	392 ft.
LL14M55	9308-10020	55	.35	98 ft.	392 ft.
LL14M85	9308-10057	85	.55	98 ft.	392 ft.

5mm Pitch

Part No.	Product No.	Width (mm)	Weight (Lbs.)	Min. Order Qty.	Max. Cont. Length
LL5M09	9308-0045	9	.01	50 ft.	300 ft.
LL5M15	9308-0033	15	.04	50 ft.	185 ft.
LL5M25	9308-0025	25	.05	50 ft.	100 ft.

Steel Tensile - 14mm Pitch

Part No.	Product No.	Width (mm)	Weight (Lbs.)	Min. Order Qty.	Max. Cont. Length
LL14M40 ST	9308-10016	40	.76	50 ft.	392 ft.
LL14M55 ST	9308-10051	55	1.02	98 ft.	392 ft.
LL14M85 ST	9308-10084	85	1.51	50 ft.	392 ft.

8mm Pitch

Part No.	Product No.	Width (mm)	Weight (Lbs.)	Min. Order Qty.	Max. Cont. Length
¹⁷ LL8M20	9308-0001	20	.08	50 ft.	170 ft.
¹⁷ LL8M30	9308-0004	30	.13	50 ft.	300 ft.
¹⁷ LL8M50	9308-0005	50	.21	50 ft.	300 ft.
¹⁷ LL8M85	9308-0006	85	.36	50 ft.	300 ft.

¹⁷ Longer continuous lengths may be available by special order, contact Customer Service.

Long-Length PowerGrip® Timing Belting

The trapezoidal tooth makes this belt well suited for use in positioning applications.

Markets/Applications

Long length PowerGrip Timing belting is a cost effective, low maintenance drive alternative that is well suited for linear movement, positioning and conveying applications.

Features/Advantages

- **Fiberglass tensile cord** provides high strength, excellent flex life, and high resistance to elongation. Steel tensile cord is available in some belt types for added length stability.
- **Neoprene body** provides protection against grime, grease, oil, and moisture.
- **Nylon tooth facing** provides a durable wear surface for long service life.
- **Eliminates lubrication and re-tensioning** to reduce maintenance and labor required on drives.



Notes

Minimum order lengths for fiberglass tensile cord belting is 50 feet, ordered in 50 foot increments thereafter.

Minimum order lengths for steel tensile belting is 98 feet, ordered in 98 foot increments thereafter.

Continuous lengths, if needed, must be specified when ordering, and must be ordered in increments of the minimum order quantity (unless ordering the maximum continuous lengths).

Continuous lengths may require lead times.

Minimum order quantities may vary for non-standard widths. Check with Customer Service.

LONG-LENGTH BELTING

Product No. Series 9314

MXL (.080" Pitch)

Part No.	Product No.	Width (in)	Weight (Lbs.)	Min. Order Qty.	Max. Cont. Length
LL025MXL	9314-2020	1/4	.01	50 ft.	475 ft.
LL037MXL	9314-2014	3/8	.01	50 ft.	300 ft.
LL050MXL	9314-2038	1/2	.02	50 ft.	240 ft.

XL (.200" Pitch)

Part No.	Product No.	Width (in)	Weight (Lbs.)	Min. Order Qty.	Max. Cont. Length
LL025XL	9314-0001	1/4	.01	50 ft.	460 ft.
LL037XL	9314-0002	3/8	.02	50 ft.	300 ft.
LL050XL	9314-2012	1/2	.03	50 ft.	225 ft.

L (.375" Pitch)

Part No.	Product No.	Width (in)	Weight (Lbs.)	Min. Order Qty.	Max. Cont. Length
LL037L	9314-2089	3/8	.03	50 ft.	575 ft.
LL050L	9314-0004	1/2	.02	50 ft.	430 ft.
LL075L	9314-0007	3/4	.04	50 ft.	275 ft.
LL100L	9314-0015	1	.05	50 ft.	200 ft.

H (.500" Pitch)

Part No.	Product No.	Width (in)	Weight (Lbs.)	Min. Order Qty.	Max. Cont. Length
¹⁷ LL050H	9314-0003	1/2	.04	50 ft.	400 ft.
¹⁷ LL075H	9314-0006	3/4	.06	50 ft.	275 ft.
¹⁷ LL100H	9314-0008	1	.12	50 ft.	200 ft.
LL150H	9314-0017	1 1/2	.12	50 ft.	656 ft.
LL200H	9314-0021	2	.13	50 ft.	656 ft.
LL300H	9314-0025	3	.27	50 ft.	656 ft.

Steel Tensile - H (.500 Pitch)

Part No.	Product No.	Width (in)	Weight (Lbs.)	Min. Order Qty.	Max. Cont. Length
LL075H ST	9314-10011	3/4	.22	98 ft.	492 ft.
LL100H ST	9314-10037	1	.25	98 ft.	492 ft.

¹⁷ Longer continuous lengths may be available by special order, contact Customer Service.

Synchro-Power® Polyurethane Belting

Urethane belting can be modified in a variety of ways to suit users needs.

Markets/Applications

Synchro-Power belting is ideal for various applications such as, vacuum conveyors, linear positioning, assembly conveyors, robotics, packaging conveying, glass conveyors, incline conveyors, paper transfer, wafer conveying, food and beverage and indexing.

Features/Advantages

- Modifications include molded profiles, tensile cords, lamination with various backings, and FDA and USDA constructions.
- Can be welded endless.
- Wide range of widths up to 18 inches.
- **Steel tensile cord** for length stability.
- **Polyurethane body** is abrasion, chemical and wear resistant for extended life.

Recommended Pulleys

PowerGrip® Timing Pulleys

Notes

Synchro-Power LL belting is made to order. Contact Customer Service for price and availability.



Product No. Series 7787

Available Pitches	
Metric	Timing
T5	XL
T10	L
WT10 (Wide Width)	H
T20	XH
AT5	WH (Wide Width)
AT10	
AT20	
5M HTD	
8M HTD	
14M HTD	

Constructions Available
Steel Tensile
High Flex Steel Tensile
Kevlar Tensile
Nylon Tooth
Nylon Backing
Heavy Backing
FDA

Synchro-Power® Polyurethane Belts

Endless urethane construction provides higher strength as compared to welded urethane belts, making them well-suited for use in power transmission and high-performance positioning applications.

Markets/Applications

Synchro-Power metric pitch timing belts are ideal for use in office machines, machine tools, postage equipment, sewing machines, vending machines, agriculture, outdoor power equipment, wood and paper, sand/gravel operations, oil fields, food processing and HVAC.



Features/Advantages

- Steel tensile cord for length stability.
- Abrasion, chemical, and wear resistant for extended life.
- Temperature ranges from -22°F to +176°F (-30°C to +80°C).

Recommended Sprockets

Contact the Gates Made-To-Order Metal Team

Notes

Synchro-Power belts listed on the following pages are available in custom widths as Standard/Non-Stock with no minimum order quantities required. Contact Customer Service for minimum and maximum width range.

See end of this section for Made-to-Order lengths available. The minimum order quantity is full sleeve yield +/- 10%. Sleeve widths are 300mm unless otherwise noted. Minimum belt width is 4mm. Please contact Customer Service for price and availability.

Product No. Series 7762

T5 Pitch — 4mm Wide

Part No.	Product No.	Number of Teeth	Pitch Length (mm)	Weight (Lbs.)	Part No.	Product No.	Number of Teeth	Pitch Length (mm)	Weight (Lbs.)
T5-150-4	7762-1000	48	150	.01	T5-525-4	7762-1034	105	525	.01
T5-165-4	7762-1001	33	165	.01	T5-545-4	7762-1035	109	545	.01
T5-180-4	7762-1002	58	180	.01	T5-550-4	7762-1036	110	550	.01
T5-185-4	7762-1003	37	185	.01	T5-560-4	7762-1037	112	560	.01
T5-200-4	7762-1004	40	200	.01	T5-575-4	7762-1038	115	575	.01
T5-215-4	7762-1005	43	215	.01	T5-590-4	7762-0490	118	590	.01
T5-220-4	7762-1006	44	220	.01	T5-600-4	7762-0478	120	600	2.81
T5-225-4	7762-1007	45	225	.01	T5-610-4	7762-1039	122	610	.01
T5-245-4	7762-1008	49	245	.01	T5-620-4	7762-1040	124	620	.01
T5-250-4	7762-1009	50	250	.01	T5-630-4	7762-1041	126	630	.01
T5-255-4	7762-1010	51	255	.01	T5-640-4	7762-1042	128	640	.01
T5-260-4	7762-1011	52	260	.01	T5-650-4	7762-1043	130	650	.01
T5-270-4	7762-1012	54	270	.01	T5-660-4	7762-1044	132	660	.01
T5-275-4	7762-1013	55	275	.01	T5-675-4	7762-1045	135	675	.01
T5-280-4	7762-1014	56	280	.01	T5-690-4	7762-1046	138	690	.01
T5-295-4	7762-1015	59	295	.01	T5-700-4	7762-1047	140	700	.01
T5-305-4	7762-1016	61	305	.01	T5-720-4	7762-1048	144	720	.01
T5-330-4	7762-1018	66	330	.01	T5-725-4	7762-0454	145	725	.01
T5-340-4	7762-1019	68	340	.01	T5-750-4	7762-1049	150	750	.01
T5-350-4	7762-1020	70	350	.01	T5-780-4	7762-1050	156	780	.02
T5-355-4	7762-1021	71	355	.01	T5-800-4	7762-0363	160	800	.02
T5-365-4	7762-1022	73	365	.01	T5-815-4	7762-1051	163	815	.02
T5-390-4	7762-1023	78	390	.01	T5-830-4	7762-0604	166	830	.02
T5-400-4	7762-1024	80	400	.01	T5-840-4	7762-1052	168	840	.02
T5-410-4	7762-1025	82	410	.01	T5-850-4	7762-0377	170	850	.02
T5-420-4	7762-1026	84	420	.01	T5-900-4	7762-1053	180	900	.02
T5-445-4	7762-1027	89	445	.01	T5-940-4	7762-1054	188	940	.02
T5-450-4	7762-1028	90	450	.01	T5-990-4	7762-1055	198	990	.02
T5-455-4	7762-1029	91	455	.01	T5-1075-4	7762-1056	215	1075	.02
T5-475-4	7762-1030	95	475	.01	T5-1100-4	7762-1057	220	1100	.02
T5-480-4	7762-1031	96	480	.01	T5-1215-4	7762-1058	243	1215	.02
T5-500-4	7762-1032	100	500	.01	T5-1315-4	7762-1059	263	1315	.03
T5-510-4	7762-1033	102	510	.01	T5-1380-4	7762-1060	276	1380	.03

Synchro-Power® Polyurethane Belts

Product No. Series 7762 (continued)

T5 Pitch — 6mm Wide

Part No.	Product No.	Number of Teeth	Pitch Length (mm)	Weight (Lbs.)	Part No.	Product No.	Number of Teeth	Pitch Length (mm)	Weight (Lbs.)
T5-150-6	7762-1070	30	150	.01	T5-525-6	7762-1104	105	525	.02
T5-165-6	7762-1071	33	165	.01	T5-545-6	7762-1105	109	545	.02
T5-180-6	7762-1072	36	180	.01	T5-550-6	7762-1106	110	550	.02
T5-185-6	7762-1073	37	185	.01	T5-560-6	7762-1107	112	560	.02
T5-200-6	7762-1074	40	200	.01	T5-575-6	7762-1108	115	575	.02
T5-215-6	7762-1075	43	215	.01	T5-590-6	7762-0491	118	590	.02
T5-220-6	7762-1076	44	220	.01	T5-600-6	7762-0479	120	600	.02
T5-225-6	7762-1077	45	225	.01	T5-610-6	7762-1109	122	610	.02
T5-245-6	7762-1078	49	245	.01	T5-620-6	7762-1110	124	620	.02
T5-250-6	7762-1079	50	250	.01	T5-630-6	7762-1111	126	630	.02
T5-255-6	7762-1080	51	255	.01	T5-640-6	7762-1112	128	640	.02
T5-260-6	7762-1081	52	260	.01	T5-650-6	7762-1113	130	650	.02
T5-270-6	7762-1082	54	270	.01	T5-660-6	7762-1114	132	660	.02
T5-275-6	7762-1083	55	275	.01	T5-675-6	7762-1115	135	675	.02
T5-280-6	7762-1084	56	280	.01	T5-690-6	7762-1116	138	690	.02
T5-295-6	7762-1085	59	295	.01	T5-700-6	7762-1117	140	700	.02
T5-305-6	7762-1086	61	305	.01	T5-720-6	7762-1118	144	720	.02
T5-330-6	7762-1088	66	330	.01	T5-725-6	7762-0455	145	725	.01
T5-340-6	7762-1089	68	340	.01	T5-750-6	7762-1119	150	750	.02
T5-350-6	7762-1090	70	350	.01	T5-780-6	7762-1120	156	780	.02
T5-355-6	7762-1091	71	355	.01	T5-800-6	7762-0364	160	800	.05
T5-365-6	7762-1092	73	365	.01	T5-815-6	7762-1121	163	815	.02
T5-390-6	7762-1093	78	390	.01	T5-830-6	7762-0605	166	830	.02
T5-400-6	7762-1094	80	400	.01	T5-840-6	7762-1122	168	840	.02
T5-410-6	7762-1095	82	410	.01	T5-850-6	7762-0378	170	850	.05
T5-420-6	7762-1096	84	420	.01	T5-900-6	7762-1123	180	900	.03
T5-445-6	7762-1097	89	445	.01	T5-940-6	7762-1124	188	940	.03
T5-450-6	7762-1098	90	450	.01	T5-990-6	7762-1125	198	990	.03
T5-455-6	7762-1099	91	455	.01	T5-1075-6	7762-1126	215	1075	.03
T5-475-6	7762-1100	95	475	.01	T5-1100-6	7762-1127	220	1100	.03
T5-480-6	7762-1101	96	480	.01	T5-1215-6	7762-1128	243	1215	.04
T5-500-6	7762-1102	100	500	.01	T5-1315-6	7762-1129	263	1315	.04
T5-510-6	7762-1103	102	510	.01	T5-1380-6	7762-1130	276	1380	.04

T5 Pitch — 8mm Wide

Part No.	Product No.	Number of Teeth	Pitch Length (mm)	Weight (Lbs.)	Part No.	Product No.	Number of Teeth	Pitch Length (mm)	Weight (Lbs.)
T5-150-8	7762-1140	30	150	.01	T5-365-8	7762-1162	73	365	.01
T5-165-8	7762-1141	33	165	.01	T5-390-8	7762-1163	78	390	.02
T5-180-8	7762-1142	36	180	.01	T5-400-8	7762-1164	80	400	.02
T5-185-8	7762-1143	37	185	.01	T5-410-8	7762-1165	82	410	.02
T5-200-8	7762-1144	40	200	.01	T5-420-8	7762-1166	84	420	.02
T5-215-8	7762-1145	43	215	.01	T5-445-8	7762-1167	89	445	.02
T5-220-8	7762-1146	44	220	.01	T5-450-8	7762-1168	90	450	.02
T5-225-8	7762-1147	45	225	.01	T5-455-8	7762-1169	91	455	.02
T5-245-8	7762-1148	49	245	.01	T5-475-8	7762-1170	95	475	.02
T5-250-8	7762-1149	50	250	.01	T5-480-8	7762-1171	96	480	.02
T5-255-8	7762-1150	51	255	.01	T5-500-8	7762-1172	100	500	.02
T5-260-8	7762-1151	52	260	.01	T5-510-8	7762-1173	102	510	.02
T5-270-8	7762-1152	54	270	.01	T5-525-8	7762-1174	105	525	.02
T5-275-8	7762-1153	55	275	.01	T5-545-8	7762-1175	109	545	.02
T5-280-8	7762-1154	56	280	.01	T5-550-8	7762-1176	110	550	.02
T5-295-8	7762-1155	59	295	.01	T5-560-8	7762-1177	112	560	.02
T5-305-8	7762-1156	61	305	.01	T5-575-8	7762-1178	115	575	.02
T5-330-8	7762-1158	66	330	.01	T5-590-8	7762-0492	118	590	.02
T5-340-8	7762-1159	68	340	.01	T5-600-8	7762-0480	120	600	.02
T5-350-8	7762-1160	70	350	.01	T5-610-8	7762-1179	122	610	.02
T5-355-8	7762-1161	71	355	.01	T5-620-8	7762-1180	124	620	.02

SYNCHRO-POWER BELTS

Synchro-Power® Polyurethane Belts

Product No. Series 7762 (continued)

T5 Pitch — 8mm Wide (continued)

Part No.	Product No.	Number of Teeth	Pitch Length (mm)	Weight (Lbs.)	Part No.	Product No.	Number of Teeth	Pitch Length (mm)	Weight (Lbs.)
T5-630-8	7762-1181	126	630	.02	T5-815-8	7762-1191	163	815	.03
T5-640-8	7762-1182	128	640	.02	T5-830-8	7762-0606	166	830	.03
T5-650-8	7762-1183	130	650	.03	T5-840-8	7762-1192	168	840	.03
T5-660-8	7762-1184	132	660	.03	T5-850-8	7762-0379	170	850	.05
T5-675-8	7762-1185	135	675	.03	T5-900-8	7762-1193	180	900	.03
T5-690-8	7762-1186	138	690	.03	T5-940-8	7762-1194	188	940	.04
T5-700-8	7762-1187	140	700	.03	T5-990-8	7762-1195	198	990	.04
T5-720-8	7762-1188	144	720	.03	T5-1075-8	7762-1196	215	1075	.04
T5-725-8	7762-0456	145	725	.01	T5-1100-8	7762-1197	220	1100	.04
T5-750-8	7762-1189	150	750	.03	T5-1215-8	7762-1198	243	1215	.05
T5-780-8	7762-1190	156	780	.03	T5-1315-8	7762-1199	263	1315	.05
T5-800-8	7762-0365	160	800	.01	T5-1380-8	7762-1200	276	1380	.05

T5 Pitch — 10mm Wide

Part No.	Product No.	Number of Teeth	Pitch Length (mm)	Weight (Lbs.)	Part No.	Product No.	Number of Teeth	Pitch Length (mm)	Weight (Lbs.)
T5-150-10	7762-1210	30	150	.01	T5-525-10	7762-1244	105	525	.03
T5-165-10	7762-1211	33	165	.01	T5-545-10	7762-1245	109	545	.03
T5-180-10	7762-1212	36	180	.01	T5-550-10	7762-1246	110	550	.03
T5-185-10	7762-1213	37	185	.01	T5-560-10	7762-1247	112	560	.03
T5-200-10	7762-1214	40	200	.01	T5-575-10	7762-1248	115	575	.03
T5-215-10	7762-1215	43	215	.01	T5-590-10	7762-0493	118	590	.03
T5-220-10	7762-1216	44	220	.01	T5-600-10	7762-0481	120	600	.03
T5-225-10	7762-1217	45	225	.01	T5-610-10	7762-1249	122	610	.03
T5-245-10	7762-1218	49	245	.01	T5-620-10	7762-1250	124	620	.03
T5-250-10	7762-1219	50	250	.01	T5-630-10	7762-1251	126	630	.03
T5-255-10	7762-1220	51	255	.01	T5-640-10	7762-1252	128	640	.03
T5-260-10	7762-1221	52	260	.01	T5-650-10	7762-1253	130	650	.03
T5-270-10	7762-1222	54	270	.01	T5-660-10	7762-1254	132	660	.03
T5-275-10	7762-1223	55	275	.01	T5-675-10	7762-1255	135	675	.03
T5-280-10	7762-1224	56	280	.01	T5-690-10	7762-1256	138	690	.03
T5-295-10	7762-1225	59	295	.01	T5-700-10	7762-1257	140	700	.03
T5-305-10	7762-1226	61	305	.01	T5-720-10	7762-1258	144	720	.03
T5-330-10	7762-1228	66	330	.02	T5-725-10	7762-0457	145	725	.05
T5-340-10	7762-1229	68	340	.02	T5-750-10	7762-1259	150	750	.04
T5-350-10	7762-1230	70	350	.02	T5-780-10	7762-1260	156	780	.04
T5-355-10	7762-1231	71	355	.02	T5-800-10	7762-0366	160	800	.05
T5-365-10	7762-1232	73	365	.02	T5-815-10	7762-1261	163	815	.04
T5-390-10	7762-1233	78	390	.02	T5-830-10	7762-0607	166	830	.04
T5-400-10	7762-1234	80	400	.02	T5-840-10	7762-1262	168	840	.04
T5-410-10	7762-1235	82	410	.02	T5-850-10	7762-0380	170	850	.05
T5-420-10	7762-1236	84	420	.02	T5-900-10	7762-1263	180	900	.04
T5-445-10	7762-1237	89	445	.02	T5-940-10	7762-1264	188	940	.05
T5-450-10	7762-1238	90	450	.02	T5-990-10	7762-1265	198	990	.05
T5-455-10	7762-1239	91	455	.02	T5-1075-10	7762-1266	215	1075	.05
T5-475-10	7762-1240	95	475	.02	T5-1100-10	7762-1267	220	1100	.05
T5-480-10	7762-1241	96	480	.02	T5-1215-10	7762-1268	243	1215	.06
T5-500-10	7762-1242	100	500	.02	T5-1315-10	7762-1269	263	1315	.06
T5-510-10	7762-1243	102	510	.02	T5-1380-10	7762-1270	276	1380	.07

T5 Pitch — 12mm Wide

Part No.	Product No.	Number of Teeth	Pitch Length (mm)	Weight (Lbs.)	Part No.	Product No.	Number of Teeth	Pitch Length (mm)	Weight (Lbs.)
T5-150-12	7762-1280	30	150	.01	T5-200-12	7762-1284	40	200	.01
T5-165-12	7762-1281	33	165	.01	T5-215-12	7762-1285	43	215	.01
T5-180-12	7762-1282	36	180	.01	T5-220-12	7762-1286	44	220	.01
T5-185-12	7762-1283	37	185	.01	T5-225-12	7762-1287	45	225	.01

SYNCHRO-POWER BELTS

Synchro-Power® Polyurethane Belts

Product No. Series 7762 (continued)

T5 Pitch — 12mm Wide (continued)

Part No.	Product No.	Number of Teeth	Pitch Length (mm)	Weight (Lbs.)	Part No.	Product No.	Number of Teeth	Pitch Length (mm)	Weight (Lbs.)
T5-245-12	7762-1288	49	245	.01	T5-575-12	7762-1318	115	575	.03
T5-250-12	7762-1289	50	250	.01	T5-590-12	7762-0494	118	590	.03
T5-255-12	7762-1290	51	255	.01	T5-600-12	7762-0482	120	600	.03
T5-260-12	7762-1291	52	260	.02	T5-610-12	7762-1319	122	610	.04
T5-270-12	7762-1292	54	270	.02	T5-620-12	7762-1320	124	620	.04
T5-275-12	7762-1293	55	275	.02	T5-630-12	7762-1321	126	630	.04
T5-280-12	7762-1294	56	280	.02	T5-640-12	7762-1322	128	640	.04
T5-295-12	7762-1295	59	295	.02	T5-650-12	7762-1323	130	650	.04
T5-305-12	7762-1296	61	305	.02	T5-660-12	7762-1324	132	660	.04
T5-330-12	7762-1298	66	330	.02	T5-675-12	7762-1325	135	675	.04
T5-340-12	7762-1299	68	340	.02	T5-690-12	7762-1326	138	690	.04
T5-350-12	7762-1300	70	350	.02	T5-700-12	7762-1327	140	700	.04
T5-355-12	7762-1301	71	355	.02	T5-720-12	7762-1328	144	720	.04
T5-365-12	7762-1302	73	365	.02	T5-725-12	7762-0458	145	725	.05
T5-390-12	7762-1303	78	390	.02	T5-750-12	7762-1329	150	750	.04
T5-400-12	7762-1304	80	400	.02	T5-780-12	7762-1330	156	780	.05
T5-410-12	7762-1305	82	410	.02	T5-800-12	7762-0367	160	800	.05
T5-420-12	7762-1306	84	420	.02	T5-815-12	7762-1331	163	815	.05
T5-445-12	7762-1307	89	445	.03	T5-830-12	7762-0608	166	830	.05
T5-450-12	7762-1308	90	450	.03	T5-840-12	7762-1332	168	840	.05
T5-455-12	7762-1309	91	455	.03	T5-850-12	7762-0381	170	850	.10
T5-475-12	7762-1310	95	475	.03	T5-900-12	7762-1333	180	900	.05
T5-480-12	7762-1311	96	480	.03	T5-940-12	7762-1334	188	940	.05
T5-500-12	7762-1312	100	500	.03	T5-990-12	7762-1335	198	990	.06
T5-510-12	7762-1313	102	510	.03	T5-1075-12	7762-1336	215	1075	.06
T5-525-12	7762-1314	105	525	.03	T5-1100-12	7762-1337	220	1100	.06
T5-545-12	7762-1315	109	545	.03	T5-1215-12	7762-1338	243	1215	.07
T5-550-12	7762-1316	110	550	.03	T5-1315-12	7762-1339	263	1315	.08
T5-560-12	7762-1317	112	560	.03	T5-1380-12	7762-1340	276	1380	.08

T5 Pitch — 16mm Wide

Part No.	Product No.	Number of Teeth	Pitch Length (mm)	Weight (Lbs.)	Part No.	Product No.	Number of Teeth	Pitch Length (mm)	Weight (Lbs.)
T5-150-16	7762-1350	30	150	.01	T5-420-16	7762-1376	84	420	.03
T5-165-16	7762-1351	33	165	.01	T5-445-16	7762-1377	89	445	.03
T5-180-16	7762-1352	36	180	.01	T5-450-16	7762-1378	90	450	.03
T5-185-16	7762-1353	37	185	.01	T5-455-16	7762-1379	91	455	.04
T5-200-16	7762-1354	40	200	.02	T5-475-16	7762-1380	95	475	.04
T5-215-16	7762-1355	43	215	.02	T5-480-16	7762-1381	96	480	.04
T5-220-16	7762-1356	44	220	.02	T5-500-16	7762-1382	100	500	.04
T5-225-16	7762-1357	45	225	.02	T5-510-16	7762-1383	102	510	.04
T5-245-16	7762-1358	49	245	.02	T5-525-16	7762-1384	105	525	.04
T5-250-16	7762-1359	50	250	.02	T5-545-16	7762-1385	109	545	.04
T5-255-16	7762-1360	51	255	.02	T5-550-16	7762-1386	110	550	.04
T5-260-16	7762-1361	52	260	.02	T5-560-16	7762-1387	112	560	.04
T5-270-16	7762-1362	54	270	.02	T5-575-16	7762-1388	115	575	.04
T5-275-16	7762-1363	55	275	.02	T5-590-16	7762-0495	118	590	.04
T5-280-16	7762-1364	56	280	.02	T5-600-16	7762-0483	120	600	.04
T5-295-16	7762-1365	59	295	.02	T5-610-16	7762-1389	122	610	.05
T5-305-16	7762-1366	61	305	.02	T5-620-16	7762-1390	124	620	.05
T5-330-16	7762-1368	66	330	.03	T5-630-16	7762-1391	126	630	.05
T5-340-16	7762-1369	68	340	.03	T5-640-16	7762-1392	128	640	.05
T5-350-16	7762-1370	70	350	.03	T5-650-16	7762-1393	130	650	.05
T5-355-16	7762-1371	71	355	.03	T5-660-16	7762-1394	132	660	.05
T5-365-16	7762-1372	73	365	.03	T5-675-16	7762-1395	135	675	.05
T5-390-16	7762-1373	78	390	.03	T5-690-16	7762-1396	138	690	.05
T5-400-16	7762-1374	80	400	.03	T5-700-16	7762-1397	140	700	.05
T5-410-16	7762-1375	82	410	.03	T5-720-16	7762-1398	144	720	.06

Synchro-Power® Polyurethane Belts

Product No. Series 7762 (continued)

T5 Pitch — 16mm Wide (continued)

Part No.	Product No.	Number of Teeth	Pitch Length (mm)	Weight (Lbs.)	Part No.	Product No.	Number of Teeth	Pitch Length (mm)	Weight (Lbs.)
T5-725-16	7762-0459	145	725	.10	T5-900-16	7762-1403	180	900	.07
T5-750-16	7762-1399	150	750	.06	T5-940-16	7762-1404	188	940	.07
T5-780-16	7762-1400	156	780	.06	T5-990-16	7762-1405	198	990	.08
T5-800-16	7762-0369	160	800	.10	T5-1075-16	7762-1406	215	1075	.08
T5-815-16	7762-1401	163	815	.06	T5-1100-16	7762-1407	220	1100	.08
T5-830-16	7762-0609	166	830	.06	T5-1215-16	7762-1408	243	1215	.09
T5-840-16	7762-1402	168	840	.06	T5-1315-16	7762-1409	263	1315	.10
T5-850-16	7762-0383	170	850	.10	T5-1380-16	7762-1410	276	1380	.11

T5 Pitch — 20mm Wide

Part No.	Product No.	Number of Teeth	Pitch Length (mm)	Weight (Lbs.)	Part No.	Product No.	Number of Teeth	Pitch Length (mm)	Weight (Lbs.)
T5-150-20	7762-1420	30	150	.01	T5-525-20	7762-1454	105	525	.05
T5-165-20	7762-1421	33	165	.02	T5-545-20	7762-1455	109	545	.05
T5-180-20	7762-1422	36	180	.02	T5-550-20	7762-1456	110	550	.05
T5-185-20	7762-1423	37	185	.02	T5-560-20	7762-1457	112	560	.05
T5-200-20	7762-1424	40	200	.02	T5-575-20	7762-1458	115	575	.06
T5-215-20	7762-1425	43	215	.02	T5-590-20	7762-0496	118	590	.06
T5-220-20	7762-1426	44	220	.02	T5-600-20	7762-0484	120	600	.06
T5-225-20	7762-1427	45	225	.02	T5-610-20	7762-1459	122	610	.06
T5-245-20	7762-1428	49	245	.02	T5-620-20	7762-1460	124	620	.06
T5-250-20	7762-1429	50	250	.02	T5-630-20	7762-1461	126	630	.06
T5-255-20	7762-1430	51	255	.02	T5-640-20	7762-1462	128	640	.06
T5-260-20	7762-1431	52	260	.03	T5-650-20	7762-1463	130	650	.06
T5-270-20	7762-1432	54	270	.03	T5-660-20	7762-1464	132	660	.06
T5-275-20	7762-1433	55	275	.03	T5-675-20	7762-1465	135	675	.06
T5-280-20	7762-1434	56	280	.03	T5-690-20	7762-1466	138	690	.07
T5-295-20	7762-1435	59	295	.03	T5-700-20	7762-1467	140	700	.07
T5-305-20	7762-1436	61	305	.03	T5-720-20	7762-1468	144	720	.07
T5-330-20	7762-1438	66	330	.03	T5-725-20	7762-0460	145	725	.10
T5-340-20	7762-1439	68	340	.03	T5-750-20	7762-1469	150	750	.07
T5-350-20	7762-1440	70	350	.03	T5-780-20	7762-1470	156	780	.08
T5-355-20	7762-1441	71	355	.03	T5-800-20	7762-0370	160	800	.10
T5-365-20	7762-1442	73	365	.04	T5-815-20	7762-1471	163	815	.08
T5-390-20	7762-1443	78	390	.04	T5-830-20	7762-0610	166	830	.08
T5-400-20	7762-1444	80	400	.04	T5-840-20	7762-1472	168	840	.08
T5-410-20	7762-1445	82	410	.04	T5-850-20	7762-0384	170	850	.10
T5-420-20	7762-1446	84	420	.04	T5-900-20	7762-1473	180	900	.09
T5-445-20	7762-1447	89	445	.04	T5-940-20	7762-1474	188	940	.09
T5-450-20	7762-1448	90	450	.04	T5-990-20	7762-1475	198	990	.10
T5-455-20	7762-1449	91	455	.04	T5-1075-20	7762-1476	215	1075	.10
T5-475-20	7762-1450	95	475	.05	T5-1100-20	7762-1477	220	1100	.11
T5-480-20	7762-1451	96	480	.05	T5-1215-20	7762-1478	243	1215	.12
T5-500-20	7762-1452	100	500	.05	T5-1315-20	7762-1479	263	1315	.13
T5-510-20	7762-1453	102	510	.05	T5-1380-20	7762-1480	276	1380	.13

T5 Pitch — 25mm Wide

Part No.	Product No.	Number of Teeth	Pitch Length (mm)	Weight (Lbs.)	Part No.	Product No.	Number of Teeth	Pitch Length (mm)	Weight (Lbs.)
T5-150-25	7762-1490	30	150	.02	T5-245-25	7762-1498	49	245	.03
T5-165-25	7762-1491	33	165	.02	T5-250-25	7762-1499	50	250	.03
T5-180-25	7762-1492	36	180	.02	T5-255-25	7762-1500	51	255	.03
T5-185-25	7762-1493	37	185	.02	T5-260-25	7762-1501	52	260	.03
T5-200-25	7762-1494	40	200	.02	T5-270-25	7762-1502	54	270	.03
T5-215-25	7762-1495	43	215	.03	T5-275-25	7762-1503	55	275	.03
T5-220-25	7762-1496	44	220	.03	T5-280-25	7762-1504	56	280	.03
T5-225-25	7762-1497	45	225	.03	T5-295-25	7762-1505	59	295	.04

Synchro-Power® Polyurethane Belts

Product No. Series 7762 (continued)

T5 Pitch — 25mm Wide (continued)

Part No.	Product No.	Number of Teeth	Pitch Length (mm)	Weight (Lbs.)	Part No.	Product No.	Number of Teeth	Pitch Length (mm)	Weight (Lbs.)
T5-305-25	7762-1506	61	305	.04	T5-620-25	7762-1530	124	620	.07
T5-330-25	7762-1508	66	330	.04	T5-630-25	7762-1531	126	630	.08
T5-340-25	7762-1509	68	340	.04	T5-640-25	7762-1532	128	640	.08
T5-350-25	7762-1510	70	350	.04	T5-650-25	7762-1533	130	650	.08
T5-355-25	7762-1511	71	355	.04	T5-660-25	7762-1534	132	660	.08
T5-365-25	7762-1512	73	365	.04	T5-675-25	7762-1535	135	675	.08
T5-390-25	7762-1513	78	390	.05	T5-690-25	7762-1536	138	690	.08
T5-400-25	7762-1514	80	400	.05	T5-700-25	7762-1537	140	700	.08
T5-410-25	7762-1515	82	410	.05	T5-720-25	7762-1538	144	720	.09
T5-420-25	7762-1516	84	420	.05	T5-725-25	7762-0461	145	725	.10
T5-445-25	7762-1517	89	445	.05	T5-750-25	7762-1539	150	750	.09
T5-450-25	7762-1518	90	450	.05	T5-780-25	7762-1540	156	780	.09
T5-455-25	7762-1519	91	455	.05	T5-800-25	7762-0371	160	800	.15
T5-475-25	7762-1520	95	475	.06	T5-815-25	7762-1541	163	815	.10
T5-480-25	7762-1521	96	480	.06	T5-830-25	7762-0611	166	830	.10
T5-500-25	7762-1522	100	500	.06	T5-840-25	7762-1542	168	840	.10
T5-510-25	7762-1523	102	510	.06	T5-850-25	7762-0385	170	850	.15
T5-525-25	7762-1524	105	525	.06	T5-900-25	7762-1543	180	900	.11
T5-545-25	7762-1525	109	545	.07	T5-940-25	7762-1544	188	940	.11
T5-550-25	7762-1526	110	550	.07	T5-990-25	7762-1545	198	990	.12
T5-560-25	7762-1527	112	560	.07	T5-1075-25	7762-1546	215	1075	.13
T5-575-25	7762-1528	115	575	.07	T5-1100-25	7762-1547	220	1100	.13
T5-590-25	7762-0497	118	590	.07	T5-1215-25	7762-1548	243	1215	.15
T5-600-25	7762-0485	120	600	.07	T5-1315-25	7762-1549	263	1315	.16
T5-610-25	7762-1529	122	610	.07	T5-1380-25	7762-1550	276	1380	.17

T5 Pitch — 32mm Wide

Part No.	Product No.	Number of Teeth	Pitch Length (mm)	Weight (Lbs.)	Part No.	Product No.	Number of Teeth	Pitch Length (mm)	Weight (Lbs.)
T5-150-32	7762-1560	30	150	.02	T5-475-32	7762-1590	95	475	.07
T5-165-32	7762-1561	33	165	.03	T5-480-32	7762-1591	96	480	.07
T5-180-32	7762-1562	36	180	.03	T5-500-32	7762-1592	100	500	.08
T5-185-32	7762-1563	37	185	.03	T5-510-32	7762-1593	102	510	.08
T5-200-32	7762-1564	40	200	.03	T5-525-32	7762-1594	105	525	.08
T5-215-32	7762-1565	43	215	.03	T5-545-32	7762-1595	109	545	.08
T5-220-32	7762-1566	44	220	.03	T5-550-32	7762-1596	110	550	.08
T5-225-32	7762-1567	45	225	.03	T5-560-32	7762-1597	112	560	.09
T5-245-32	7762-1568	49	245	.04	T5-575-32	7762-1598	115	575	.09
T5-250-32	7762-1569	50	250	.04	T5-590-32	7762-0498	118	590	.09
T5-255-32	7762-1570	51	255	.04	T5-600-32	7762-0486	120	600	.09
T5-260-32	7762-1571	52	260	.04	T5-610-32	7762-1599	122	610	.09
T5-270-32	7762-1572	54	270	.04	T5-620-32	7762-1600	124	620	.10
T5-275-32	7762-1573	55	275	.04	T5-630-32	7762-1601	126	630	.10
T5-280-32	7762-1574	56	280	.04	T5-640-32	7762-1602	128	640	.10
T5-295-32	7762-1575	59	295	.05	T5-650-32	7762-1603	130	650	.10
T5-305-32	7762-1576	61	305	.05	T5-660-32	7762-1604	132	660	.10
T5-330-32	7762-1578	66	330	.05	T5-675-32	7762-1605	135	675	.10
T5-340-32	7762-1579	68	340	.05	T5-690-32	7762-1606	138	690	.11
T5-350-32	7762-1580	70	350	.05	T5-700-32	7762-1607	140	700	.11
T5-355-32	7762-1581	71	355	.05	T5-720-32	7762-1608	144	720	.11
T5-365-32	7762-1582	73	365	.06	T5-725-32	7762-0462	145	725	.11
T5-390-32	7762-1583	78	390	.06	T5-750-32	7762-1609	150	750	.12
T5-400-32	7762-1584	80	400	.06	T5-780-32	7762-1610	156	780	.12
T5-410-32	7762-1585	82	410	.06	T5-800-32	7762-0372	160	800	.13
T5-420-32	7762-1586	84	420	.06	T5-815-32	7762-1611	163	815	.13
T5-445-32	7762-1587	89	445	.07	T5-830-32	7762-0612	166	830	.13
T5-450-32	7762-1588	90	450	.07	T5-840-32	7762-1612	168	840	.13
T5-455-32	7762-1589	91	455	.07	T5-850-32	7762-0386	170	850	.13

Synchro-Power® Polyurethane Belts

Product No. Series 7762 (continued)

T5 Pitch — 32mm Wide (continued)

Part No.	Product No.	Number of Teeth	Pitch Length (mm)	Weight (Lbs.)	Part No.	Product No.	Number of Teeth	Pitch Length (mm)	Weight (Lbs.)
T5-900-32	7762-1613	180	900	.14	T5-1100-32	7762-1617	220	1100	.17
T5-940-32	7762-1614	188	940	.14	T5-1215-32	7762-1618	243	1215	.19
T5-990-32	7762-1615	198	990	.15	T5-1315-32	7762-1619	263	1315	.20
T5-1075-32	7762-1616	215	1075	.17	T5-1380-32	7762-1620	276	1380	.21

T5 Pitch — 50mm Wide

Part No.	Product No.	Number of Teeth	Pitch Length (mm)	Weight (Lbs.)	Part No.	Product No.	Number of Teeth	Pitch Length (mm)	Weight (Lbs.)
T5-150-50	7762-1630	30	150	.04	T5-525-50	7762-1664	105	525	.13
T5-165-50	7762-1631	33	165	.04	T5-545-50	7762-1665	109	545	.13
T5-180-50	7762-1632	36	180	.04	T5-550-50	7762-1666	110	550	.13
T5-185-50	7762-1633	37	185	.04	T5-560-50	7762-1667	112	560	.13
T5-200-50	7762-1634	40	200	.05	T5-575-50	7762-1668	115	575	.14
T5-215-50	7762-1635	43	215	.05	T5-590-50	7762-0499	118	590	.14
T5-220-50	7762-1636	44	220	.05	T5-600-50	7762-0487	120	600	.14
T5-225-50	7762-1637	45	225	.05	T5-610-50	7762-1669	122	610	.15
T5-245-50	7762-1638	49	245	.06	T5-620-50	7762-1670	124	620	.15
T5-250-50	7762-1639	50	250	.06	T5-630-50	7762-1671	126	630	.15
T5-255-50	7762-1640	51	255	.06	T5-640-50	7762-1672	128	640	.15
T5-260-50	7762-1641	52	260	.06	T5-650-50	7762-1673	130	650	.16
T5-270-50	7762-1642	54	270	.06	T5-660-50	7762-1674	132	660	.16
T5-275-50	7762-1643	55	275	.07	T5-675-50	7762-1675	135	675	.16
T5-280-50	7762-1644	56	280	.07	T5-690-50	7762-1676	138	690	.17
T5-295-50	7762-1645	59	295	.07	T5-700-50	7762-1677	140	700	.17
T5-305-50	7762-1646	61	305	.07	T5-720-50	7762-1678	144	720	.17
T5-330-50	7762-1648	66	330	.08	T5-725-50	7762-0463	145	725	.17
T5-340-50	7762-1649	68	340	.08	T5-750-50	7762-1679	150	750	.18
T5-350-50	7762-1650	70	350	.08	T5-780-50	7762-1680	156	780	.19
T5-355-50	7762-1651	71	355	.09	T5-800-50	7762-0373	160	800	.20
T5-365-50	7762-1652	73	365	.09	T5-815-50	7762-1681	163	815	.20
T5-390-50	7762-1653	78	390	.09	T5-830-50	7762-0613	166	830	.20
T5-400-50	7762-1654	80	400	.10	T5-840-50	7762-1682	168	840	.20
T5-410-50	7762-1655	82	410	.10	T5-850-50	7762-0387	170	850	.20
T5-420-50	7762-1656	84	420	.10	T5-900-50	7762-1683	180	900	.22
T5-445-50	7762-1657	89	445	.11	T5-940-50	7762-1684	188	940	.23
T5-450-50	7762-1658	90	450	.11	T5-990-50	7762-1685	198	990	.24
T5-455-50	7762-1659	91	455	.11	T5-1075-50	7762-1686	215	1075	.26
T5-475-50	7762-1660	95	475	.11	T5-1100-50	7762-1687	220	1100	.26
T5-480-50	7762-1661	96	480	.12	T5-1215-50	7762-1688	243	1215	.29
T5-500-50	7762-1662	100	500	.12	T5-1315-50	7762-1689	263	1315	.32
T5-510-50	7762-1663	102	510	.12	T5-1380-50	7762-1690	276	1380	.33

T5 Pitch — 75mm Wide

Part No.	Product No.	Number of Teeth	Pitch Length (mm)	Weight (Lbs.)	Part No.	Product No.	Number of Teeth	Pitch Length (mm)	Weight (Lbs.)
T5-150-75	7762-1700	30	150	.05	T5-270-75	7762-1712	54	270	.10
T5-165-75	7762-1701	33	165	.06	T5-275-75	7762-1713	55	275	.10
T5-180-75	7762-1702	36	180	.06	T5-280-75	7762-1714	56	280	.10
T5-185-75	7762-1703	37	185	.07	T5-295-75	7762-1715	59	295	.11
T5-200-75	7762-1704	40	200	.07	T5-305-75	7762-1716	61	305	.11
T5-215-75	7762-1705	43	215	.08	T5-330-75	7762-1718	66	330	.12
T5-220-75	7762-1706	44	220	.08	T5-340-75	7762-1719	68	340	.12
T5-225-75	7762-1707	45	225	.08	T5-350-75	7762-1720	70	350	.13
T5-245-75	7762-1708	49	245	.09	T5-355-75	7762-1721	71	355	.13
T5-250-75	7762-1709	50	250	.09	T5-365-75	7762-1722	73	365	.13
T5-255-75	7762-1710	51	255	.09	T5-390-75	7762-1723	78	390	.14
T5-260-75	7762-1711	52	260	.09	T5-400-75	7762-1724	80	400	.14

Synchro-Power® Polyurethane Belts

Product No. Series 7762 (continued)

T5 Pitch — 75mm Wide (continued)

Part No.	Product No.	Number of Teeth	Pitch Length (mm)	Weight (Lbs.)	Part No.	Product No.	Number of Teeth	Pitch Length (mm)	Weight (Lbs.)
T5-410-75	7762-1725	82	410	.15	T5-660-75	7762-1744	132	660	.24
T5-420-75	7762-1726	84	420	.15	T5-675-75	7762-1745	135	675	.24
T5-445-75	7762-1727	89	445	.16	T5-690-75	7762-1746	138	690	.25
T5-450-75	7762-1728	90	450	.16	T5-700-75	7762-1747	140	700	.25
T5-455-75	7762-1729	91	455	.16	T5-720-75	7762-1748	144	720	.26
T5-475-75	7762-1730	95	475	.17	T5-725-75	7762-0464	145	725	.26
T5-480-75	7762-1731	96	480	.17	T5-750-75	7762-1749	150	750	.27
T5-500-75	7762-1732	100	500	.18	T5-780-75	7762-1750	156	780	.28
T5-510-75	7762-1733	102	510	.18	T5-800-75	7762-0374	160	800	.29
T5-525-75	7762-1734	105	525	.19	T5-815-75	7762-1751	163	815	.29
T5-545-75	7762-1735	109	545	.20	T5-830-75	7762-0614	166	830	.29
T5-550-75	7762-1736	110	550	.20	T5-840-75	7762-1752	168	840	.30
T5-560-75	7762-1737	112	560	.20	T5-850-75	7762-0388	170	850	.30
T5-575-75	7762-1738	115	575	.21	T5-900-75	7762-1753	180	900	.32
T5-590-75	7762-0500	118	590	.21	T5-940-75	7762-1754	188	940	.34
T5-600-75	7762-0488	120	600	.21	T5-990-75	7762-1755	198	990	.36
T5-610-75	7762-1739	122	610	.22	T5-1075-75	7762-1756	215	1075	.39
T5-620-75	7762-1740	124	620	.22	T5-1100-75	7762-1757	220	1100	.40
T5-630-75	7762-1741	126	630	.23	T5-1215-75	7762-1758	243	1215	.44
T5-640-75	7762-1742	128	640	.23	T5-1315-75	7762-1759	263	1315	.47
T5-650-75	7762-1743	130	650	.23	T5-1380-75	7762-1760	276	1380	.50

T5 Pitch — 200mm Wide

Part No.	Product No.	Number of Teeth	Pitch Length (mm)	Weight (Lbs.)	Part No.	Product No.	Number of Teeth	Pitch Length (mm)	Weight (Lbs.)
T5-750-200	7762-1819	150	750	.72	T5-830-200	7762-0615	166	830	.78
T5-780-200	7762-1820	156	780	.75					

T10 Pitch — 10mm Wide

Part No.	Product No.	Number of Teeth	Pitch Length (mm)	Weight (Lbs.)	Part No.	Product No.	Number of Teeth	Pitch Length (mm)	Weight (Lbs.)
T10-260-10	7762-2000	26	260	.03	T10-920-10	7762-2025	92	920	.09
T10-370-10	7762-2001	37	370	.04	T10-950-10	7762-0339	95	950	.10
T10-400-10	7762-2002	40	400	.04	T10-960-10	7762-2026	96	960	.10
T10-410-10	7762-2003	41	410	.04	T10-970-10	7762-2027	97	970	.10
T10-440-10	7762-2004	44	440	.04	T10-980-10	7762-2028	98	980	.10
T10-450-10	7762-2005	45	450	.05	T10-1000-10	7762-0352	100	1000	.15
T10-500-10	7762-2006	50	500	.05	T10-1010-10	7762-2029	101	1010	.10
T10-530-10	7762-2007	53	530	.05	T10-1080-10	7762-2030	108	1080	.11
T10-560-10	7762-2008	56	560	.06	T10-1100-10	7762-2031	110	1100	.11
T10-600-10	7762-2009	60	600	.06	T10-1110-10	7762-2032	111	1110	.11
T10-610-10	7762-2010	61	610	.06	T10-1140-10	7762-2033	114	1140	.11
T10-630-10	7762-2011	63	630	.06	T10-1150-10	7762-2034	115	1150	.12
T10-660-10	7762-2012	66	660	.07	T10-1210-10	7762-2035	121	1210	.12
T10-690-10	7762-2013	69	690	.07	T10-1240-10	7762-2036	124	1240	.12
T10-700-10	7762-2014	70	700	.07	T10-1250-10	7762-2037	125	1250	.13
T10-720-10	7762-2015	72	720	.07	T10-1300-10	7762-2038	130	1300	.13
T10-730-10	7762-2016	73	730	.07	T10-1320-10	7762-2039	132	1320	.13
T10-750-10	7762-2017	75	750	.08	T10-1350-10	7762-2040	135	1350	.14
T10-780-10	7762-2018	78	780	.08	T10-1390-10	7762-2041	139	1390	.14
T10-800-10	7762-0326	80	800	.10	T10-1400-10	7762-2042	140	1400	.14
T10-810-10	7762-2019	81	810	.08	T10-1420-10	7762-2043	142	1420	.14
T10-840-10	7762-2020	84	840	.08	T10-1450-10	7762-2044	145	1450	.15
T10-880-10	7762-2021	88	880	.09	T10-1460-10	7762-2045	146	1460	.15
T10-890-10	7762-2022	89	890	.09	T10-1500-10	7762-2046	150	1500	.15
T10-900-10	7762-2023	90	900	.09	T10-1560-10	7762-2047	156	1560	.16
T10-910-10	7762-2024	91	910	.09	T10-1600-10	7762-0616	160	1600	.16

Synchro-Power® Polyurethane Belts

Product No. Series 7762 (continued)

T10 Pitch — 10mm Wide (continued)

Part No.	Product No.	Number of Teeth	Pitch Length (mm)	Weight (Lbs.)
T10-1610-10	7762-2048	161	1610	.16
T10-1700-10	7762-0593	170	1700	.09
T10-1750-10	7762-2049	175	1750	.18
T10-1780-10	7762-2050	178	1780	.18

Part No.	Product No.	Number of Teeth	Pitch Length (mm)	Weight (Lbs.)
T10-1880-10	7762-2051	188	1880	.19
T10-1960-10	7762-2052	196	1960	.20
T10-2250-10	7762-2053	225	2250	.23

T10 Pitch — 12mm Wide

Part No.	Product No.	Number of Teeth	Pitch Length (mm)	Weight (Lbs.)
T10-260-12	7762-2054	26	260	.03
T10-370-12	7762-2055	37	370	.04
T10-400-12	7762-2056	40	400	.05
T10-410-12	7762-2057	41	410	.05
T10-440-12	7762-2058	44	440	.05
T10-450-12	7762-2059	45	450	.05
T10-500-12	7762-2060	50	500	.06
T10-530-12	7762-2061	53	530	.06
T10-560-12	7762-2062	56	560	.07
T10-600-12	7762-2063	60	600	.07
T10-610-12	7762-2064	61	610	.07
T10-630-12	7762-2065	63	630	.08
T10-660-12	7762-2066	66	660	.08
T10-690-12	7762-2067	69	690	.08
T10-700-12	7762-2068	70	700	.08
T10-720-12	7762-2069	72	720	.09
T10-730-12	7762-2070	73	730	.09
T10-750-12	7762-2071	75	750	.09
T10-780-12	7762-2072	78	780	.09
T10-800-12	7762-0327	80	800	.10
T10-810-12	7762-2073	81	810	.10
T10-840-12	7762-2074	84	840	.10
T10-880-12	7762-2075	88	880	.11
T10-890-12	7762-2076	89	890	.11
T10-900-12	7762-2077	90	900	.11
T10-910-12	7762-2078	91	910	.11
T10-920-12	7762-2079	92	920	.11
T10-950-12	7762-0340	95	950	.12
T10-960-12	7762-2080	96	960	.12
T10-970-12	7762-2081	97	970	.12

Part No.	Product No.	Number of Teeth	Pitch Length (mm)	Weight (Lbs.)
T10-980-12	7762-2082	98	980	.12
T10-1000-12	7762-0353	100	1000	.12
T10-1010-12	7762-2083	101	1010	.12
T10-1080-12	7762-2084	108	1080	.13
T10-1100-12	7762-2085	110	1100	.13
T10-1110-12	7762-2086	111	1110	.13
T10-1140-12	7762-2087	114	1140	.14
T10-1150-12	7762-2088	115	1150	.14
T10-1210-12	7762-2089	121	1210	.15
T10-1240-12	7762-2090	124	1240	.15
T10-1250-12	7762-2091	125	1250	.15
T10-1300-12	7762-2092	130	1300	.16
T10-1320-12	7762-2093	132	1320	.16
T10-1350-12	7762-2094	135	1350	.16
T10-1390-12	7762-2095	139	1390	.17
T10-1400-12	7762-2096	140	1400	.17
T10-1420-12	7762-2097	142	1420	.17
T10-1450-12	7762-2098	145	1450	.17
T10-1460-12	7762-2099	146	1460	.18
T10-1500-12	7762-2100	150	1500	.18
T10-1560-12	7762-2101	156	1560	.19
T10-1600-12	7762-0617	160	1600	.19
T10-1610-12	7762-2102	161	1610	.19
T10-1700-12	7762-0594	170	1700	.11
T10-1750-12	7762-2103	175	1750	.21
T10-1780-12	7762-2104	178	1780	.21
T10-1880-12	7762-2105	188	1880	.23
T10-1960-12	7762-2106	196	1960	.24
T10-2250-12	7762-2107	225	2250	.27

T10 Pitch — 14mm Wide

Part No.	Product No.	Number of Teeth	Pitch Length (mm)	Weight (Lbs.)
T10-260-14	7762-2108	26	260	.04
T10-370-14	7762-2109	37	370	.05
T10-400-14	7762-2110	40	400	.06
T10-410-14	7762-2111	41	410	.06
T10-440-14	7762-2112	44	440	.06
T10-450-14	7762-2113	45	450	.06
T10-500-14	7762-2114	50	500	.07
T10-530-14	7762-2115	53	530	.07
T10-560-14	7762-2116	56	560	.08
T10-600-14	7762-2117	60	600	.08
T10-610-14	7762-2118	61	610	.09
T10-630-14	7762-2119	63	630	.09
T10-660-14	7762-2120	66	660	.09
T10-690-14	7762-2121	69	690	.10
T10-700-14	7762-2122	70	700	.10

Part No.	Product No.	Number of Teeth	Pitch Length (mm)	Weight (Lbs.)
T10-720-14	7762-2123	72	720	.10
T10-730-14	7762-2124	73	730	.10
T10-750-14	7762-2125	75	750	.11
T10-780-14	7762-2126	78	780	.11
T10-800-14	7762-0328	80	800	.15
T10-810-14	7762-2127	81	810	.11
T10-840-14	7762-2128	84	840	.12
T10-880-14	7762-2129	88	880	.12
T10-890-14	7762-2130	89	890	.13
T10-900-14	7762-2131	90	900	.13
T10-910-14	7762-2132	91	910	.13
T10-920-14	7762-2133	92	920	.13
T10-950-14	7762-0341	95	950	.20
T10-960-14	7762-2134	96	960	.13
T10-970-14	7762-2135	97	970	.14

SYNCHRO-POWER BELTS

Synchro-Power® Polyurethane Belts

Product No. Series 7762 (continued)

T10 Pitch — 14mm Wide (continued)

Part No.	Product No.	Number of Teeth	Pitch Length (mm)	Weight (Lbs.)
T10-980-14	7762-2136	98	980	.14
T10-1000-14	7762-0354	100	1000	.20
T10-1010-14	7762-2137	101	1010	.14
T10-1080-14	7762-2138	108	1080	.15
T10-1100-14	7762-2139	110	1100	.15
T10-1110-14	7762-2140	111	1110	.16
T10-1140-14	7762-2141	114	1140	.16
T10-1150-14	7762-2142	115	1150	.16
T10-1210-14	7762-2143	121	1210	.17
T10-1240-14	7762-2144	124	1240	.17
T10-1250-14	7762-2145	125	1250	.18
T10-1300-14	7762-2146	130	1300	.18
T10-1320-14	7762-2147	132	1320	.19
T10-1350-14	7762-2148	135	1350	.19
T10-1390-14	7762-2149	139	1390	.20

Part No.	Product No.	Number of Teeth	Pitch Length (mm)	Weight (Lbs.)
T10-1400-14	7762-2150	140	1400	.20
T10-1420-14	7762-2151	142	1420	.20
T10-1450-14	7762-2152	145	1450	.20
T10-1460-14	7762-2153	146	1460	.21
T10-1500-14	7762-2154	150	1500	.21
T10-1560-14	7762-2155	156	1560	.22
T10-1600-14	7762-0618	160	1600	.27
T10-1610-14	7762-2156	161	1610	.23
T10-1700-14	7762-0595	170	1700	.13
T10-1750-14	7762-2157	175	1750	.25
T10-1780-14	7762-2158	178	1780	.25
T10-1880-14	7762-2159	188	1880	.26
T10-1960-14	7762-2160	196	1960	.28
T10-2250-14	7762-2161	225	2250	.32

T10 Pitch — 16mm Wide

Part No.	Product No.	Number of Teeth	Pitch Length (mm)	Weight (Lbs.)
T10-260-16	7762-2165	26	260	.04
T10-370-16	7762-2166	37	370	.06
T10-400-16	7762-2167	40	400	.06
T10-410-16	7762-2168	41	410	.07
T10-440-16	7762-2169	44	440	.07
T10-450-16	7762-2170	45	450	.07
T10-500-16	7762-2171	50	500	.08
T10-530-16	7762-2172	53	530	.09
T10-560-16	7762-2173	56	560	.09
T10-600-16	7762-2174	60	600	.10
T10-610-16	7762-2175	61	610	.10
T10-630-16	7762-2176	63	630	.10
T10-660-16	7762-2177	66	660	.11
T10-690-16	7762-2178	69	690	.11
T10-700-16	7762-2179	70	700	.11
T10-720-16	7762-2180	72	720	.12
T10-730-16	7762-2181	73	730	.12
T10-750-16	7762-2182	75	750	.12
T10-780-16	7762-2183	78	780	.13
T10-800-16	7762-0329	80	800	.15
T10-810-16	7762-2184	81	810	.13
T10-840-16	7762-2185	84	840	.13
T10-880-16	7762-2186	88	880	.14
T10-890-16	7762-2187	89	890	.14
T10-900-16	7762-2188	90	900	.14
T10-910-16	7762-2189	91	910	.15
T10-920-16	7762-2190	92	920	.15
T10-950-16	7762-0342	95	950	.20
T10-960-16	7762-2191	96	960	.15
T10-970-16	7762-2192	97	970	.16

Part No.	Product No.	Number of Teeth	Pitch Length (mm)	Weight (Lbs.)
T10-980-16	7762-2193	98	980	.16
T10-1000-16	7762-0355	100	1000	.20
T10-1010-16	7762-2194	101	1010	.16
T10-1080-16	7762-2195	108	1080	.17
T10-1100-16	7762-2196	110	1100	.18
T10-1110-16	7762-2197	111	1110	.18
T10-1140-16	7762-2198	114	1140	.18
T10-1150-16	7762-2199	115	1150	.18
T10-1210-16	7762-2200	121	1210	.19
T10-1240-16	7762-2201	124	1240	.20
T10-1250-16	7762-2202	125	1250	.20
T10-1300-16	7762-2203	130	1300	.21
T10-1320-16	7762-2204	132	1320	.21
T10-1350-16	7762-2205	135	1350	.22
T10-1390-16	7762-2206	139	1390	.22
T10-1400-16	7762-2207	140	1400	.22
T10-1420-16	7762-2208	142	1420	.23
T10-1450-16	7762-2209	145	1450	.23
T10-1460-16	7762-2210	146	1460	.23
T10-1500-16	7762-2211	150	1500	.24
T10-1560-16	7762-2212	156	1560	.25
T10-1600-16	7762-0619	160	1600	.26
T10-1610-16	7762-2213	161	1610	.26
T10-1700-16	7762-0596	170	1700	.15
T10-1750-16	7762-2214	175	1750	.28
T10-1780-16	7762-2215	178	1780	.29
T10-1880-16	7762-2216	188	1880	.30
T10-1960-16	7762-2217	196	1960	.31
T10-2250-16	7762-2218	225	2250	.36

T10 Pitch — 20mm Wide

Part No.	Product No.	Number of Teeth	Pitch Length (mm)	Weight (Lbs.)
T10-260-20	7762-2220	26	260	.05
T10-370-20	7762-2221	37	370	.07
T10-400-20	7762-2222	40	400	.08
T10-410-20	7762-2223	41	410	.08

Part No.	Product No.	Number of Teeth	Pitch Length (mm)	Weight (Lbs.)
T10-440-20	7762-2224	44	440	.09
T10-450-20	7762-2225	45	450	.09
T10-500-20	7762-2226	50	500	.10
T10-530-20	7762-2227	53	530	.11

Synchro-Power® Polyurethane Belts

Product No. Series 7762 (continued)

T10 Pitch — 20mm Wide (continued)

Part No.	Product No.	Number of Teeth	Pitch Length (mm)	Weight (Lbs.)	Part No.	Product No.	Number of Teeth	Pitch Length (mm)	Weight (Lbs.)
T10-560-20	7762-2228	56	560	.11	T10-1100-20	7762-2251	110	1100	.22
T10-600-20	7762-2229	60	600	.12	T10-1110-20	7762-2252	111	1110	.22
T10-610-20	7762-2230	61	610	.12	T10-1140-20	7762-2253	114	1140	.23
T10-630-20	7762-2231	63	630	.13	T10-1150-20	7762-2254	115	1150	.23
T10-660-20	7762-2232	66	660	.13	T10-1210-20	7762-2255	121	1210	.24
T10-690-20	7762-2233	69	690	.14	T10-1240-20	7762-2256	124	1240	.25
T10-700-20	7762-2234	70	700	.14	T10-1250-20	7762-2257	125	1250	.25
T10-720-20	7762-2235	72	720	.14	T10-1300-20	7762-2258	130	1300	.26
T10-730-20	7762-2236	73	730	.15	T10-1320-20	7762-2259	132	1320	.27
T10-750-20	7762-2237	75	750	.15	T10-1350-20	7762-2260	135	1350	.27
T10-780-20	7762-2238	78	780	.16	T10-1390-20	7762-2261	139	1390	.28
T10-800-20	7762-0330	80	800	.20	T10-1400-20	7762-2262	140	1400	.28
T10-810-20	7762-2239	81	810	.16	T10-1420-20	7762-2263	142	1420	.29
T10-840-20	7762-2240	84	840	.17	T10-1450-20	7762-2264	145	1450	.29
T10-880-20	7762-2241	88	880	.18	T10-1460-20	7762-2265	146	1460	.29
T10-890-20	7762-2242	89	890	.18	T10-1500-20	7762-2266	150	1500	.30
T10-900-20	7762-2243	90	900	.18	T10-1560-20	7762-2267	156	1560	.31
T10-910-20	7762-2244	91	910	.18	T10-1600-20	7762-0620	160	1600	.32
T10-920-20	7762-2245	92	920	.18	T10-1610-20	7762-2268	161	1610	.32
T10-950-20	7762-0343	95	950	.25	T10-1700-20	7762-0597	170	1700	.19
T10-960-20	7762-2246	96	960	.19	T10-1750-20	7762-2269	175	1750	.35
T10-970-20	7762-2247	97	970	.19	T10-1780-20	7762-2270	178	1780	.36
T10-980-20	7762-2248	98	980	.20	T10-1880-20	7762-2271	188	1880	.38
T10-1000-20	7762-0356	100	1000	.25	T10-1960-20	7762-2272	196	1960	.39
T10-1010-20	7762-2249	101	1010	.20	T10-2250-20	7762-2273	225	2250	.45
T10-1080-20	7762-2250	108	1080	.22					

T10 Pitch — 25mm Wide

Part No.	Product No.	Number of Teeth	Pitch Length (mm)	Weight (Lbs.)	Part No.	Product No.	Number of Teeth	Pitch Length (mm)	Weight (Lbs.)
T10-260-25	7762-2275	26	260	.07	T10-960-25	7762-2301	96	960	.24
T10-370-25	7762-2276	37	370	.09	T10-970-25	7762-2302	97	970	.24
T10-400-25	7762-2277	40	400	.10	T10-980-25	7762-2303	98	980	.25
T10-410-25	7762-2278	41	410	.10	T10-1000-25	7762-0357	100	1000	.25
T10-440-25	7762-2279	44	440	.11	T10-1010-25	7762-2304	101	1010	.25
T10-450-25	7762-2280	45	450	.11	T10-1080-25	7762-2305	108	1080	.27
T10-500-25	7762-2281	50	500	.13	T10-1100-25	7762-2306	110	1100	.28
T10-530-25	7762-2282	53	530	.13	T10-1110-25	7762-2307	111	1110	.28
T10-560-25	7762-2283	56	560	.14	T10-1140-25	7762-2308	114	1140	.29
T10-600-25	7762-2284	60	600	.15	T10-1150-25	7762-2309	115	1150	.29
T10-610-25	7762-2285	61	610	.15	T10-1210-25	7762-2310	121	1210	.30
T10-630-25	7762-2286	63	630	.16	T10-1240-25	7762-2311	124	1240	.31
T10-660-25	7762-2287	66	660	.17	T10-1250-25	7762-2312	125	1250	.31
T10-690-25	7762-2288	69	690	.17	T10-1300-25	7762-2313	130	1300	.33
T10-700-25	7762-2289	70	700	.18	T10-1320-25	7762-2314	132	1320	.33
T10-720-25	7762-2290	72	720	.18	T10-1350-25	7762-2315	135	1350	.34
T10-730-25	7762-2291	73	730	.18	T10-1390-25	7762-2316	139	1390	.35
T10-750-25	7762-2292	75	750	.19	T10-1400-25	7762-2317	140	1400	.35
T10-780-25	7762-2293	78	780	.20	T10-1420-25	7762-2318	142	1420	.36
T10-800-25	7762-0331	80	800	.25	T10-1450-25	7762-2319	145	1450	.36
T10-810-25	7762-2294	81	810	.20	T10-1460-25	7762-2320	146	1460	.37
T10-840-25	7762-2295	84	840	.21	T10-1500-25	7762-2321	150	1500	.38
T10-880-25	7762-2296	88	880	.22	T10-1560-25	7762-2322	156	1560	.39
T10-890-25	7762-2297	89	890	.22	T10-1600-25	7762-0621	160	1600	.40
T10-900-25	7762-2298	90	900	.23	T10-1610-25	7762-2323	161	1610	.40
T10-910-25	7762-2299	91	910	.23	T10-1700-25	7762-0598	170	1700	.24
T10-920-25	7762-2300	92	920	.23	T10-1750-25	7762-2324	175	1750	.44
T10-950-25	7762-0344	95	950	.25	T10-1780-25	7762-2325	178	1780	.45

SYNCHRO-POWER BELTS

Synchro-Power® Polyurethane Belts

Product No. Series 7762 (continued)

T10 Pitch — 25mm Wide (continued)

Part No.	Product No.	Number of Teeth	Pitch Length (mm)	Weight (Lbs.)
T10-1880-25	7762-2326	188	1880	.47
T10-1960-25	7762-2327	196	1960	.49

Part No.	Product No.	Number of Teeth	Pitch Length (mm)	Weight (Lbs.)
T10-2250-25	7762-2328	225	2250	.56

T10 Pitch — 32mm Wide

Part No.	Product No.	Number of Teeth	Pitch Length (mm)	Weight (Lbs.)
T10-260-32	7762-2330	26	260	.08
T10-370-32	7762-2331	37	370	.12
T10-400-32	7762-2332	40	400	.13
T10-410-32	7762-2333	41	410	.13
T10-440-32	7762-2334	44	440	.14
T10-450-32	7762-2335	45	450	.14
T10-500-32	7762-2336	50	500	.16
T10-530-32	7762-2337	53	530	.17
T10-560-32	7762-2338	56	560	.18
T10-600-32	7762-2339	60	600	.19
T10-610-32	7762-2340	61	610	.20
T10-630-32	7762-2341	63	630	.20
T10-660-32	7762-2342	66	660	.21
T10-690-32	7762-2343	69	690	.22
T10-700-32	7762-2344	70	700	.22
T10-720-32	7762-2345	72	720	.23
T10-730-32	7762-2346	73	730	.23
T10-750-32	7762-2347	75	750	.24
T10-780-32	7762-2348	78	780	.25
T10-800-32	7762-0332	80	800	.25
T10-810-32	7762-2349	81	810	.26
T10-840-32	7762-2350	84	840	.27
T10-880-32	7762-2351	88	880	.28
T10-890-32	7762-2352	89	890	.29
T10-900-32	7762-2353	90	900	.29
T10-910-32	7762-2354	91	910	.29
T10-920-32	7762-2355	92	920	.30
T10-950-32	7762-0345	95	950	.30
T10-960-32	7762-2356	96	960	.31
T10-970-32	7762-2357	97	970	.31

Part No.	Product No.	Number of Teeth	Pitch Length (mm)	Weight (Lbs.)
T10-980-32	7762-2358	98	980	.31
T10-1000-32	7762-0358	100	1000	.30
T10-1010-32	7762-2359	101	1010	.32
T10-1080-32	7762-2360	108	1080	.35
T10-1100-32	7762-2361	110	1100	.35
T10-1110-32	7762-2362	111	1110	.36
T10-1140-32	7762-2363	114	1140	.37
T10-1150-32	7762-2364	115	1150	.37
T10-1210-32	7762-2365	121	1210	.39
T10-1240-32	7762-2366	124	1240	.40
T10-1250-32	7762-2367	125	1250	.40
T10-1300-32	7762-2368	130	1300	.42
T10-1320-32	7762-2369	132	1320	.42
T10-1350-32	7762-2370	135	1350	.43
T10-1390-32	7762-2371	139	1390	.45
T10-1400-32	7762-2372	140	1400	.45
T10-1420-32	7762-2373	142	1420	.46
T10-1450-32	7762-2374	145	1450	.47
T10-1460-32	7762-2375	146	1460	.47
T10-1500-32	7762-2376	150	1500	.48
T10-1560-32	7762-2377	156	1560	.50
T10-1600-32	7762-0622	160	1600	.52
T10-1610-32	7762-2378	161	1610	.52
T10-1700-32	7762-0599	170	1700	.33
T10-1750-32	7762-2379	175	1750	.56
T10-1780-32	7762-2380	178	1780	.57
T10-1880-32	7762-2381	188	1880	.60
T10-1960-32	7762-2382	196	1960	.63
T10-2250-32	7762-2383	225	2250	.72

T10 Pitch — 50mm Wide

Part No.	Product No.	Number of Teeth	Pitch Length (mm)	Weight (Lbs.)
T10-260-50	7762-2385	26	260	.13
T10-370-50	7762-2386	37	370	.19
T10-400-50	7762-2387	40	400	.20
T10-410-50	7762-2388	41	410	.21
T10-440-50	7762-2389	44	440	.22
T10-450-50	7762-2390	45	450	.23
T10-500-50	7762-2391	50	500	.25
T10-530-50	7762-2392	53	530	.27
T10-560-50	7762-2393	56	560	.28
T10-600-50	7762-2394	60	600	.30
T10-610-50	7762-2395	61	610	.31
T10-630-50	7762-2396	63	630	.32
T10-660-50	7762-2397	66	660	.33
T10-690-50	7762-2398	69	690	.35
T10-700-50	7762-2399	70	700	.35
T10-720-50	7762-2400	72	720	.36
T10-730-50	7762-2401	73	730	.37

Part No.	Product No.	Number of Teeth	Pitch Length (mm)	Weight (Lbs.)
T10-750-50	7762-2402	75	750	.38
T10-780-50	7762-2403	78	780	.39
T10-800-50	7762-0333	80	800	.17
T10-810-50	7762-2404	81	810	.41
T10-840-50	7762-2405	84	840	.42
T10-880-50	7762-2406	88	880	.44
T10-890-50	7762-2407	89	890	.45
T10-900-50	7762-2408	90	900	.45
T10-910-50	7762-2409	91	910	.46
T10-920-50	7762-2410	92	920	.46
T10-950-50	7762-0346	95	950	.50
T10-960-50	7762-2411	96	960	.48
T10-970-50	7762-2412	97	970	.49
T10-980-50	7762-2413	98	980	.49
T10-1000-50	7762-0359	100	1000	.55
T10-1010-50	7762-2414	101	1010	.51
T10-1080-50	7762-2415	108	1080	.54

Synchro-Power® Polyurethane Belts

Product No. Series 7762 (continued)

T10 Pitch — 50mm Wide (continued)

Part No.	Product No.	Number of Teeth	Pitch Length (mm)	Weight (Lbs.)	Part No.	Product No.	Number of Teeth	Pitch Length (mm)	Weight (Lbs.)
T10-1100-50	7762-2416	110	1100	.55	T10-1450-50	7762-2429	145	1450	.73
T10-1110-50	7762-2417	111	1110	.56	T10-1460-50	7762-2430	146	1460	.73
T10-1140-50	7762-2418	114	1140	.57	T10-1500-50	7762-2431	150	1500	.75
T10-1150-50	7762-2419	115	1150	.58	T10-1560-50	7762-2432	156	1560	.78
T10-1210-50	7762-2420	121	1210	.61	T10-1600-50	7762-0623	160	1600	.81
T10-1240-50	7762-2421	124	1240	.62	T10-1610-50	7762-2433	161	1610	.81
T10-1250-50	7762-2422	125	1250	.63	T10-1700-50	7762-0600	170	1700	.50
T10-1300-50	7762-2423	130	1300	.65	T10-1750-50	7762-2434	175	1750	.88
T10-1320-50	7762-2424	132	1320	.66	T10-1780-50	7762-2435	178	1780	.89
T10-1350-50	7762-2425	135	1350	.68	T10-1880-50	7762-2436	188	1880	.94
T10-1390-50	7762-2426	139	1390	.70	T10-1960-50	7762-2437	196	1960	.98
T10-1400-50	7762-2427	140	1400	.70	T10-2250-50	7762-2438	225	2250	1.13
T10-1420-50	7762-2428	142	1420	.71					

T10 Pitch — 75mm Wide

Part No.	Product No.	Number of Teeth	Pitch Length (mm)	Weight (Lbs.)	Part No.	Product No.	Number of Teeth	Pitch Length (mm)	Weight (Lbs.)
T10-260-75	7762-2450	26	260	.20	T10-980-75	7762-2478	98	980	.74
T10-370-75	7762-2451	37	370	.28	T10-1000-75	7762-0360	100	1000	.75
T10-400-75	7762-2452	40	400	.30	T10-1010-75	7762-2479	101	1010	.76
T10-410-75	7762-2453	41	410	.31	T10-1080-75	7762-2480	108	1080	.81
T10-440-75	7762-2454	44	440	.33	T10-1100-75	7762-2481	110	1100	.83
T10-450-75	7762-2455	45	450	.34	T10-1110-75	7762-2482	111	1110	.84
T10-500-75	7762-2456	50	500	.38	T10-1140-75	7762-2483	114	1140	.86
T10-530-75	7762-2457	53	530	.40	T10-1150-75	7762-2484	115	1150	.87
T10-560-75	7762-2458	56	560	.42	T10-1210-75	7762-2485	121	1210	.91
T10-600-75	7762-2459	60	600	.45	T10-1240-75	7762-2486	124	1240	.93
T10-610-75	7762-2460	61	610	.46	T10-1250-75	7762-2487	125	1250	.94
T10-630-75	7762-2461	63	630	.47	T10-1300-75	7762-2488	130	1300	.98
T10-660-75	7762-2462	66	660	.50	T10-1320-75	7762-2489	132	1320	.99
T10-690-75	7762-2463	69	690	.52	T10-1350-75	7762-2490	135	1350	1.02
T10-700-75	7762-2464	70	700	.53	T10-1390-75	7762-2491	139	1390	1.05
T10-720-75	7762-2465	72	720	.54	T10-1400-75	7762-2492	140	1400	1.05
T10-730-75	7762-2466	73	730	.55	T10-1420-75	7762-2493	142	1420	1.07
T10-750-75	7762-2467	75	750	.56	T10-1450-75	7762-2494	145	1450	1.09
T10-780-75	7762-2468	78	780	.59	T10-1460-75	7762-2495	146	1460	1.10
T10-800-75	7762-0334	80	800	.60	T10-1500-75	7762-2496	150	1500	1.13
T10-810-75	7762-2469	81	810	.61	T10-1560-75	7762-2497	156	1560	1.17
T10-840-75	7762-2470	84	840	.63	T10-1600-75	7762-0624	160	1600	1.21
T10-880-75	7762-2471	88	880	.66	T10-1610-75	7762-2498	161	1610	1.21
T10-890-75	7762-2472	89	890	.67	T10-1700-75	7762-0601	170	1700	1.26
T10-900-75	7762-2473	90	900	.68	T10-1750-75	7762-2499	175	1750	1.32
T10-910-75	7762-2474	91	910	.69	T10-1780-75	7762-2500	178	1780	1.34
T10-920-75	7762-2475	92	920	.69	T10-1880-75	7762-2501	188	1880	1.42
T10-950-75	7762-0347	95	950	.71	T10-1960-75	7762-2502	196	1960	1.48
T10-960-75	7762-2476	96	960	.72	T10-2250-75	7762-2503	225	2250	1.69
T10-970-75	7762-2477	97	970	.73					

T10 Pitch — 100mm Wide

Part No.	Product No.	Number of Teeth	Pitch Length (mm)	Weight (Lbs.)	Part No.	Product No.	Number of Teeth	Pitch Length (mm)	Weight (Lbs.)
T10-260-100	7762-2505	26	260	.52	T10-500-100	7762-2511	50	500	1.00
T10-370-100	7762-2506	37	370	.74	T10-530-100	7762-2512	43	530	1.06
T10-400-100	7762-2507	40	400	.80	T10-560-100	7762-2513	56	560	1.12
T10-410-100	7762-2508	41	410	.82	T10-600-100	7762-2514	60	600	1.20
T10-440-100	7762-2509	44	440	.88	T10-610-100	7762-2515	61	610	1.22
T10-450-100	7762-2510	45	450	.90	T10-630-100	7762-2516	63	630	1.26

SYNCHRO-POWER BELTS

Synchro-Power® Polyurethane Belts

Product No. Series 7762 (continued)

T10 Pitch — 100mm Wide (continued)

Part No.	Product No.	Number of Teeth	Pitch Length (mm)	Weight (Lbs.)	Part No.	Product No.	Number of Teeth	Pitch Length (mm)	Weight (Lbs.)
T10-660-100	7762-2517	66	660	1.33	T10-1140-100	7762-2538	114	1140	2.29
T10-690-100	7762-2518	69	690	1.39	T10-1150-100	7762-2539	115	1150	2.31
T10-700-100	7762-2519	70	700	1.41	T10-1210-100	7762-2540	121	1210	2.43
T10-720-100	7762-2520	72	720	1.45	T10-1240-100	7762-2541	124	1240	1.24
T10-730-100	7762-2521	73	730	1.47	T10-1250-100	7762-2542	125	1250	1.25
T10-750-100	7762-2522	75	750	1.51	T10-1300-100	7762-2543	130	1300	1.31
T10-780-100	7762-2523	78	780	1.57	T10-1320-100	7762-2544	132	1320	1.33
T10-800-100	7762-0335	80	800	.34	T10-1350-100	7762-2545	135	1350	1.36
T10-810-100	7762-2524	81	810	1.63	T10-1390-100	7762-2546	139	1390	1.40
T10-840-100	7762-2525	84	840	1.69	T10-1400-100	7762-2547	140	1400	1.41
T10-880-100	7762-2526	88	880	1.77	T10-1420-100	7762-2548	142	1420	1.43
T10-890-100	7762-2527	89	890	1.79	T10-1450-100	7762-2549	145	1450	1.46
T10-900-100	7762-2528	90	900	1.81	T10-1460-100	7762-2550	146	1460	1.47
T10-910-100	7762-2529	91	910	1.83	T10-1500-100	7762-2551	150	1500	1.51
T10-920-100	7762-2530	92	920	1.85	T10-1560-100	7762-2552	156	1560	1.57
T10-950-100	7762-0348	95	950	1.00	T10-1600-100	7762-0625	160	1600	1.62
T10-960-100	7762-2531	96	960	1.93	T10-1610-100	7762-2553	161	1610	1.62
T10-970-100	7762-2532	97	970	1.95	T10-1700-100	7762-0602	170	1700	1.00
T10-980-100	7762-2533	98	980	1.97	T10-1750-100	7762-2554	175	1750	1.76
T10-1000-100	7762-0361	100	1000	1.10	T10-1780-100	7762-2555	178	1780	1.79
T10-1010-100	7762-2534	101	1010	2.03	T10-1880-100	7762-2556	188	1880	1.89
T10-1080-100	7762-2535	108	1080	2.17	T10-1960-100	7762-2557	196	1960	1.97
T10-1100-100	7762-2536	110	1100	2.21	T10-2250-100	7762-2558	225	2250	2.26
T10-1110-100	7762-2537	111	1110	2.23					

T10 Pitch — 200mm Wide

Part No.	Product No.	Number of Teeth	Pitch Length (mm)	Weight (Lbs.)	Part No.	Product No.	Number of Teeth	Pitch Length (mm)	Weight (Lbs.)
T10-260-200	7762-2560	26	260	.52	T10-1560-200	7762-2607	156	1560	3.13
T10-750-200	7762-2577	75	750	1.51	T10-1700-200	7762-0603	170	1700	3.33

AT5 Pitch — 4mm Wide

Part No.	Product No.	Number of Teeth	Pitch Length (mm)	Weight (Lbs.)	Part No.	Product No.	Number of Teeth	Pitch Length (mm)	Weight (Lbs.)
AT5-255-4	7762-3001	51	255	.01	AT5-610-4	7762-3013	122	610	.02
AT5-275-4	7762-3002	55	275	.01	AT5-630-4	7762-3014	126	630	.02
AT5-280-4	7762-3003	56	280	.01	AT5-660-4	7762-3015	132	660	.02
AT5-300-4	7762-3004	60	300	.01	AT5-720-4	7762-3016	144	720	.02
AT5-340-4	7762-3005	68	340	.01	AT5-750-4	7762-3017	150	750	.02
AT5-375-4	7762-3006	75	375	.01	AT5-780-4	7762-3018	156	780	.02
AT5-390-4	7762-3007	78	390	.01	AT5-825-4	7762-3019	165	825	.02
AT5-420-4	7762-3008	84	420	.01	AT5-975-4	7762-3020	195	975	.03
AT5-455-4	7762-3009	91	455	.01	AT5-1050-4	7762-3021	210	1050	.03
AT5-500-4	7762-3010	100	500	.02	AT5-1125-4	7762-3022	225	1125	.03
AT5-545-4	7762-3011	109	545	.02	AT5-1500-4	7762-3311	300	1500	.04
AT5-600-4	7762-3012	120	600	.02					

AT5 Pitch — 6mm Wide

Part No.	Product No.	Number of Teeth	Pitch Length (mm)	Weight (Lbs.)	Part No.	Product No.	Number of Teeth	Pitch Length (mm)	Weight (Lbs.)
AT5-255-6	7762-3025	51	255	.01	AT5-375-6	7762-3030	75	375	.02
AT5-275-6	7762-3026	55	275	.01	AT5-390-6	7762-3031	78	390	.02
AT5-280-6	7762-3027	56	280	.01	AT5-420-6	7762-3032	84	420	.02
AT5-300-6	7762-3028	60	300	.01	AT5-455-6	7762-3033	91	455	.02
AT5-340-6	7762-3029	68	340	.02	AT5-500-6	7762-3034	100	500	.02

Synchro-Power® Polyurethane Belts

Product No. Series 7762 (continued)

AT5 Pitch — 6mm Wide (continued)

Part No.	Product No.	Number of Teeth	Pitch Length (mm)	Weight (Lbs.)
AT5-545-6	7762-3035	109	545	.02
AT5-600-6	7762-3036	120	600	.03
AT5-610-6	7762-3037	122	610	.03
AT5-630-6	7762-3038	126	630	.03
AT5-660-6	7762-3039	132	660	.03
AT5-720-6	7762-3040	144	720	.03
AT5-750-6	7762-3041	150	750	.03

Part No.	Product No.	Number of Teeth	Pitch Length (mm)	Weight (Lbs.)
AT5-780-6	7762-3042	156	780	.04
AT5-825-6	7762-3043	165	825	.04
AT5-975-6	7762-3044	195	975	.04
AT5-1050-6	7762-3045	210	1050	.05
AT5-1125-6	7762-3046	225	1125	.05
AT5-1500-6	7762-3312	300	1500	.06

AT5 Pitch — 8mm Wide

Part No.	Product No.	Number of Teeth	Pitch Length (mm)	Weight (Lbs.)
AT5-255-8	7762-3049	51	255	.02
AT5-275-8	7762-3050	55	275	.02
AT5-280-8	7762-3051	56	280	.02
AT5-300-8	7762-3052	60	300	.02
AT5-340-8	7762-3053	68	340	.02
AT5-375-8	7762-3054	75	375	.02
AT5-390-8	7762-3055	78	390	.02
AT5-420-8	7762-3056	84	420	.03
AT5-455-8	7762-3057	91	455	.03
AT5-500-8	7762-3058	100	500	.03
AT5-545-8	7762-3059	109	545	.03
AT5-600-8	7762-3060	120	600	.04

Part No.	Product No.	Number of Teeth	Pitch Length (mm)	Weight (Lbs.)
AT5-610-8	7762-3061	122	610	.04
AT5-630-8	7762-3062	126	630	.04
AT5-660-8	7762-3063	132	660	.04
AT5-720-8	7762-3064	144	720	.04
AT5-750-8	7762-3065	150	750	.05
AT5-780-8	7762-3066	156	780	.05
AT5-825-8	7762-3067	165	825	.05
AT5-975-8	7762-3068	195	975	.06
AT5-1050-8	7762-3069	210	1050	.06
AT5-1125-8	7762-3070	225	1125	.07
AT5-1500-8	7762-3313	300	1500	.09

AT5 Pitch — 10mm Wide

Part No.	Product No.	Number of Teeth	Pitch Length (mm)	Weight (Lbs.)
AT5-255-10	7762-3073	51	255	.02
AT5-275-10	7762-3074	55	275	.02
AT5-280-10	7762-3075	56	280	.02
AT5-300-10	7762-3076	60	300	.02
AT5-340-10	7762-3077	68	340	.03
AT5-375-10	7762-3078	75	375	.03
AT5-390-10	7762-3079	78	390	.03
AT5-420-10	7762-3080	84	420	.03
AT5-455-10	7762-3081	91	455	.03
AT5-500-10	7762-3082	100	500	.04
AT5-545-10	7762-3083	109	545	.04
AT5-600-10	7762-3084	120	600	.05

Part No.	Product No.	Number of Teeth	Pitch Length (mm)	Weight (Lbs.)
AT5-610-10	7762-3085	122	610	.05
AT5-630-10	7762-3086	126	630	.05
AT5-660-10	7762-3087	132	660	.05
AT5-720-10	7762-3088	144	720	.05
AT5-750-10	7762-3089	150	750	.06
AT5-780-10	7762-3090	156	780	.06
AT5-825-10	7762-3091	165	825	.06
AT5-975-10	7762-3092	195	975	.07
AT5-1050-10	7762-3093	210	1050	.08
AT5-1125-10	7762-3094	225	1125	.09
AT5-1500-10	7762-3314	300	1500	.11

AT5 Pitch — 12mm Wide

Part No.	Product No.	Number of Teeth	Pitch Length (mm)	Weight (Lbs.)
AT5-255-12	7762-3097	51	255	.02
AT5-275-12	7762-3098	55	275	.02
AT5-280-12	7762-3099	56	280	.03
AT5-300-12	7762-3100	60	300	.03
AT5-340-12	7762-3101	68	340	.03
AT5-375-12	7762-3102	75	375	.03
AT5-390-12	7762-3103	78	390	.04
AT5-420-12	7762-3104	84	420	.04
AT5-455-12	7762-3105	91	455	.04
AT5-500-12	7762-3106	100	500	.05
AT5-545-12	7762-3107	109	545	.05
AT5-600-12	7762-3108	120	600	.05

Part No.	Product No.	Number of Teeth	Pitch Length (mm)	Weight (Lbs.)
AT5-610-12	7762-3109	122	610	.06
AT5-630-12	7762-3110	126	630	.06
AT5-660-12	7762-3111	132	660	.06
AT5-720-12	7762-3112	144	720	.07
AT5-750-12	7762-3113	150	750	.07
AT5-780-12	7762-3114	156	780	.07
AT5-825-12	7762-3115	165	825	.07
AT5-975-12	7762-3116	195	975	.09
AT5-1050-12	7762-3117	210	1050	.10
AT5-1125-12	7762-3118	225	1125	.10
AT5-1500-12	7762-3315	300	1500	.13

Synchro-Power® Polyurethane Belts

Product No. Series 7762 (continued)

AT5 Pitch — 16mm Wide

Part No.	Product No.	Number of Teeth	Pitch Length (mm)	Weight (Lbs.)
AT5-255-16	7762-3121	51	255	.03
AT5-275-16	7762-3122	55	275	.03
AT5-280-16	7762-3123	56	280	.03
AT5-300-16	7762-3124	60	300	.04
AT5-340-16	7762-3125	68	340	.04
AT5-375-16	7762-3126	75	375	.05
AT5-390-16	7762-3127	78	390	.05
AT5-420-16	7762-3128	84	420	.05
AT5-455-16	7762-3129	91	455	.06
AT5-500-16	7762-3130	100	500	.06
AT5-545-16	7762-3131	109	545	.07
AT5-600-16	7762-3132	120	600	.07

Part No.	Product No.	Number of Teeth	Pitch Length (mm)	Weight (Lbs.)
AT5-610-16	7762-3133	122	610	.07
AT5-630-16	7762-3134	126	630	.08
AT5-660-16	7762-3135	132	660	.08
AT5-720-16	7762-3136	144	720	.09
AT5-750-16	7762-3137	150	750	.09
AT5-780-16	7762-3138	156	780	.09
AT5-825-16	7762-3139	165	825	.10
AT5-975-16	7762-3140	195	975	.12
AT5-1050-16	7762-3141	210	1050	.13
AT5-1125-16	7762-3142	225	1125	.14
AT5-1500-16	7762-3316	300	1500	.18

AT5 Pitch — 20mm Wide

Part No.	Product No.	Number of Teeth	Pitch Length (mm)	Weight (Lbs.)
AT5-255-20	7762-3145	51	255	.04
AT5-275-20	7762-3146	55	275	.04
AT5-280-20	7762-3147	56	280	.04
AT5-300-20	7762-3148	60	300	.05
AT5-340-20	7762-3149	68	340	.05
AT5-375-20	7762-3150	75	375	.06
AT5-390-20	7762-3151	78	390	.06
AT5-420-20	7762-3152	84	420	.06
AT5-455-20	7762-3153	91	455	.07
AT5-500-20	7762-3154	100	500	.08
AT5-545-20	7762-3155	109	545	.08
AT5-600-20	7762-3156	120	600	.09

Part No.	Product No.	Number of Teeth	Pitch Length (mm)	Weight (Lbs.)
AT5-610-20	7762-3157	122	610	.09
AT5-630-20	7762-3158	126	630	.10
AT5-660-20	7762-3159	132	660	.10
AT5-720-20	7762-3160	144	720	.11
AT5-750-20	7762-3161	150	750	.11
AT5-780-20	7762-3162	156	780	.12
AT5-825-20	7762-3163	165	825	.12
AT5-975-20	7762-3164	195	975	.15
AT5-1050-20	7762-3165	210	1050	.16
AT5-1125-20	7762-3166	225	1125	.17
AT5-1500-20	7762-3317	300	1500	.22

AT5 Pitch — 25mm Wide

Part No.	Product No.	Number of Teeth	Pitch Length (mm)	Weight (Lbs.)
AT5-255-25	7762-3169	51	255	.05
AT5-275-25	7762-3170	55	275	.05
AT5-280-25	7762-3171	56	280	.05
AT5-300-25	7762-3172	60	300	.06
AT5-340-25	7762-3173	68	340	.06
AT5-375-25	7762-3174	75	375	.07
AT5-390-25	7762-3175	78	390	.07
AT5-420-25	7762-3176	84	420	.08
AT5-455-25	7762-3177	91	455	.09
AT5-500-25	7762-3178	100	500	.09
AT5-545-25	7762-3179	109	545	.10
AT5-600-25	7762-3180	120	600	.11

Part No.	Product No.	Number of Teeth	Pitch Length (mm)	Weight (Lbs.)
AT5-610-25	7762-3181	122	610	.12
AT5-630-25	7762-3182	126	630	.12
AT5-660-25	7762-3183	132	660	.12
AT5-720-25	7762-3184	144	720	.14
AT5-750-25	7762-3185	150	750	.14
AT5-780-25	7762-3186	156	780	.15
AT5-825-25	7762-3187	165	825	.16
AT5-975-25	7762-3188	195	975	.18
AT5-1050-25	7762-3189	210	1050	.20
AT5-1125-25	7762-3190	225	1125	.21
AT5-1500-25	7762-3318	300	1500	.28

AT5 Pitch — 32mm Wide

Part No.	Product No.	Number of Teeth	Pitch Length (mm)	Weight (Lbs.)
AT5-255-32	7762-3193	51	255	.05
AT5-275-32	7762-3194	55	275	.05
AT5-280-32	7762-3195	56	280	.05
AT5-300-32	7762-3196	60	300	.06
AT5-340-32	7762-3197	68	340	.06
AT5-375-32	7762-3198	75	375	.07
AT5-390-32	7762-3199	78	390	.07

Part No.	Product No.	Number of Teeth	Pitch Length (mm)	Weight (Lbs.)
AT5-420-32	7762-3200	84	420	.08
AT5-455-32	7762-3201	91	455	.09
AT5-500-32	7762-3202	100	500	.09
AT5-545-32	7762-3203	109	545	.10
AT5-600-32	7762-3204	120	600	.11
AT5-610-32	7762-3205	122	610	.12
AT5-630-32	7762-3206	126	630	.12

Synchro-Power® Polyurethane Belts

Product No. Series 7762 (continued)

AT5 Pitch — 32mm Wide (continued)

Part No.	Product No.	Number of Teeth	Pitch Length (mm)	Weight (Lbs.)
AT5-660-32	7762-3207	132	660	.12
AT5-720-32	7762-3208	144	720	.14
AT5-750-32	7762-3209	150	750	.14
AT5-780-32	7762-3210	156	780	.15
AT5-825-32	7762-3211	165	825	.16

Part No.	Product No.	Number of Teeth	Pitch Length (mm)	Weight (Lbs.)
AT5-975-32	7762-3212	195	975	.18
AT5-1050-32	7762-3213	210	1050	.20
AT5-1125-32	7762-3214	225	1125	.21
AT5-1500-32	7762-3319	300	1500	.28

AT5 Pitch — 50mm Wide

Part No.	Product No.	Number of Teeth	Pitch Length (mm)	Weight (Lbs.)
AT5-255-50	7762-3217	51	255	.10
AT5-275-50	7762-3218	55	275	.10
AT5-280-50	7762-3219	56	280	.11
AT5-300-50	7762-3220	60	300	.11
AT5-340-50	7762-3221	68	340	.13
AT5-375-50	7762-3222	75	375	.14
AT5-390-50	7762-3223	78	390	.15
AT5-420-50	7762-3224	84	420	.16
AT5-455-50	7762-3225	91	455	.17
AT5-500-50	7762-3226	100	500	.19
AT5-545-50	7762-3227	109	545	.21
AT5-600-50	7762-3228	120	600	.23

Part No.	Product No.	Number of Teeth	Pitch Length (mm)	Weight (Lbs.)
AT5-610-50	7762-3229	122	610	.23
AT5-630-50	7762-3230	126	630	.24
AT5-660-50	7762-3231	132	660	.25
AT5-720-50	7762-3232	144	720	.27
AT5-750-50	7762-3233	150	750	.28
AT5-780-50	7762-3234	156	780	.30
AT5-825-50	7762-3235	165	825	.31
AT5-975-50	7762-3236	195	975	.37
AT5-1050-50	7762-3237	210	1050	.40
AT5-1125-50	7762-3238	225	1125	.43
AT5-1500-50	7762-3320	300	1500	.56

AT5 Pitch — 75mm Wide

Part No.	Product No.	Number of Teeth	Pitch Length (mm)	Weight (Lbs.)
AT5-255-75	7762-3241	51	255	.14
AT5-275-75	7762-3242	55	275	.16
AT5-280-75	7762-3243	56	280	.16
AT5-300-75	7762-3244	60	300	.17
AT5-340-75	7762-3245	68	340	.19
AT5-375-75	7762-3246	75	375	.21
AT5-390-75	7762-3247	78	390	.22
AT5-420-75	7762-3248	84	420	.24
AT5-455-75	7762-3249	91	455	.26
AT5-500-75	7762-3250	100	500	.28
AT5-545-75	7762-3251	109	545	.31
AT5-600-75	7762-3252	120	600	.34

Part No.	Product No.	Number of Teeth	Pitch Length (mm)	Weight (Lbs.)
AT5-610-75	7762-3253	122	610	.35
AT5-630-75	7762-3254	126	630	.36
AT5-660-75	7762-3255	132	660	.37
AT5-720-75	7762-3256	144	720	.41
AT5-750-75	7762-3257	150	750	.43
AT5-780-75	7762-3258	156	780	.44
AT5-825-75	7762-3259	165	825	.47
AT5-975-75	7762-3260	195	975	.55
AT5-1050-75	7762-3261	210	1050	.60
AT5-1125-75	7762-3262	225	1125	.64
AT5-1500-75	7762-3321	300	1500	.85

AT5 Pitch — 100mm Wide

Part No.	Product No.	Number of Teeth	Pitch Length (mm)	Weight (Lbs.)
AT5-225-100	7762-3264	45	225	.17
AT5-255-100	7762-3265	51	255	.19
AT5-275-100	7762-3266	55	275	.21
AT5-280-100	7762-3267	56	280	.21
AT5-300-100	7762-3268	60	300	.23
AT5-340-100	7762-3269	68	340	.26
AT5-375-100	7762-3270	75	375	.28
AT5-390-100	7762-3271	78	390	.30
AT5-420-100	7762-3272	84	420	.32
AT5-455-100	7762-3273	91	455	.34
AT5-500-100	7762-3274	100	500	.38
AT5-545-100	7762-3275	109	545	.41

Part No.	Product No.	Number of Teeth	Pitch Length (mm)	Weight (Lbs.)
AT5-600-100	7762-3276	120	600	.45
AT5-610-100	7762-3277	122	610	.46
AT5-630-100	7762-3278	126	630	.48
AT5-660-100	7762-3279	132	660	.50
AT5-720-100	7762-3280	144	720	.55
AT5-750-100	7762-3281	150	750	.57
AT5-780-100	7762-3282	156	780	.59
AT5-825-100	7762-3283	165	825	.62
AT5-975-100	7762-3284	195	975	.74
AT5-1050-100	7762-3285	210	1050	.80
AT5-1125-100	7762-3286	225	1125	.85
AT5-1500-100	7762-3322	300	1500	1.13

SYNCHRO-POWER BELTS

Synchro-Power® Polyurethane Belts

Product No. Series 7762 (continued)

AT10 Pitch — 12mm Wide

Part No.	Product No.	Number of Teeth	Pitch Length (mm)	Weight (Lbs.)	Part No.	Product No.	Number of Teeth	Pitch Length (mm)	Weight (Lbs.)
AT10-500-12	7762-4000	50	500	.08	AT10-980-12	7762-4013	98	980	.15
AT10-560-12	7762-4001	56	560	.08	AT10-1010-12	7762-4014	101	1010	.15
AT10-610-12	7762-4002	61	610	.09	AT10-1050-12	7762-4015	105	1050	.16
AT10-660-12	7762-4003	66	660	.10	AT10-1080-12	7762-4016	108	1080	.16
AT10-700-12	7762-4004	70	700	.11	AT10-1150-12	7762-4017	115	1150	.17
AT10-730-12	7762-4005	73	730	.11	AT10-1210-12	7762-4018	121	1210	.18
AT10-780-12	7762-4006	78	780	.12	AT10-1250-12	7762-4019	125	1250	.19
AT10-800-12	7762-4007	80	800	.12	AT10-1320-12	7762-4020	132	1320	.20
AT10-810-12	7762-4008	81	810	.12	AT10-1400-12	7762-4021	140	1400	.21
AT10-840-12	7762-4009	84	840	.13	AT10-1500-12	7762-4022	150	1500	.23
AT10-890-12	7762-4010	89	890	.13	AT10-1600-12	7762-4023	160	1600	.24
AT10-920-12	7762-4011	92	920	.14	AT10-1700-12	7762-4024	170	1700	.26
AT10-960-12	7762-4012	96	960	.14	AT10-1800-12	7762-4226	180	1800	.27

AT10 Pitch — 16mm Wide

Part No.	Product No.	Number of Teeth	Pitch Length (mm)	Weight (Lbs.)	Part No.	Product No.	Number of Teeth	Pitch Length (mm)	Weight (Lbs.)
AT10-500-16	7762-4025	50	500	.10	AT10-980-16	7762-4038	98	980	.20
AT10-560-16	7762-4026	56	560	.11	AT10-1010-16	7762-4039	101	1010	.20
AT10-610-16	7762-4027	61	610	.12	AT10-1050-16	7762-4040	105	1050	.21
AT10-660-16	7762-4028	66	660	.13	AT10-1080-16	7762-4041	108	1080	.22
AT10-700-16	7762-4029	70	700	.14	AT10-1150-16	7762-4042	115	1150	.23
AT10-730-16	7762-4030	73	730	.15	AT10-1210-16	7762-4043	121	1210	.24
AT10-780-16	7762-4031	78	780	.16	AT10-1250-16	7762-4044	125	1250	.25
AT10-800-16	7762-4032	80	800	.16	AT10-1320-16	7762-4045	132	1320	.26
AT10-810-16	7762-4033	81	810	.16	AT10-1400-16	7762-4046	140	1400	.28
AT10-840-16	7762-4034	84	840	.17	AT10-1500-16	7762-4047	150	1500	.30
AT10-890-16	7762-4035	89	890	.18	AT10-1600-16	7762-4048	160	1600	.32
AT10-920-16	7762-4036	92	920	.18	AT10-1700-16	7762-4049	170	1700	.34
AT10-960-16	7762-4037	96	960	.19	AT10-1800-16	7762-4228	180	1800	.36

AT10 Pitch — 20mm Wide

Part No.	Product No.	Number of Teeth	Pitch Length (mm)	Weight (Lbs.)	Part No.	Product No.	Number of Teeth	Pitch Length (mm)	Weight (Lbs.)
AT10-500-20	7762-4050	50	500	.13	AT10-980-20	7762-4063	98	980	.25
AT10-560-20	7762-4051	56	560	.14	AT10-1010-20	7762-4064	101	1010	.25
AT10-610-20	7762-4052	61	610	.15	AT10-1050-20	7762-4065	105	1050	.26
AT10-660-20	7762-4053	66	660	.17	AT10-1080-20	7762-4066	108	1080	.27
AT10-700-20	7762-4054	70	700	.18	AT10-1150-20	7762-4067	115	1150	.29
AT10-730-20	7762-4055	73	730	.18	AT10-1210-20	7762-4068	121	1210	.30
AT10-780-20	7762-4056	78	780	.20	AT10-1250-20	7762-4069	125	1250	.31
AT10-800-20	7762-4057	80	800	.20	AT10-1320-20	7762-4070	132	1320	.33
AT10-810-20	7762-4058	81	810	.20	AT10-1400-20	7762-4071	140	1400	.35
AT10-840-20	7762-4059	84	840	.21	AT10-1500-20	7762-4072	150	1500	.38
AT10-890-20	7762-4060	89	890	.22	AT10-1600-20	7762-4073	160	1600	.40
AT10-920-20	7762-4061	92	920	.23	AT10-1700-20	7762-4074	170	1700	.43
AT10-960-20	7762-4062	96	960	.24	AT10-1800-20	7762-4230	180	1800	.45

AT10 Pitch — 25mm Wide

Part No.	Product No.	Number of Teeth	Pitch Length (mm)	Weight (Lbs.)	Part No.	Product No.	Number of Teeth	Pitch Length (mm)	Weight (Lbs.)
AT10-500-25	7762-4075	50	500	.16	AT10-730-25	7762-4080	73	730	.23
AT10-560-25	7762-4076	56	560	.18	AT10-780-25	7762-4081	78	780	.24
AT10-610-25	7762-4077	61	610	.19	AT10-800-25	7762-4082	80	800	.25
AT10-660-25	7762-4078	66	660	.21	AT10-810-25	7762-4083	81	810	.25
AT10-700-25	7762-4079	70	700	.22	AT10-840-25	7762-4084	84	840	.26

Synchro-Power® Polyurethane Belts

Product No. Series 7762 (continued)

AT10 Pitch — 25mm Wide (continued)

Part No.	Product No.	Number of Teeth	Pitch Length (mm)	Weight (Lbs.)	Part No.	Product No.	Number of Teeth	Pitch Length (mm)	Weight (Lbs.)
AT10-890-25	7762-4085	89	890	.28	AT10-1210-25	7762-4093	121	1210	.38
AT10-920-25	7762-4086	92	920	.29	AT10-1250-25	7762-4094	125	1250	.39
AT10-960-25	7762-4087	96	960	.30	AT10-1320-25	7762-4095	132	1320	.41
AT10-980-25	7762-4088	98	980	.31	AT10-1400-25	7762-4096	140	1400	.44
AT10-1010-25	7762-4089	101	1010	.32	AT10-1500-25	7762-4097	150	1500	.47
AT10-1050-25	7762-4090	105	1050	.33	AT10-1600-25	7762-4098	160	1600	.50
AT10-1080-25	7762-4091	108	1080	.34	AT10-1700-25	7762-4099	170	1700	.53
AT10-1150-25	7762-4092	115	1150	.36	AT10-1800-25	7762-4242	180	1800	.56

AT10 Pitch — 32mm Wide

Part No.	Product No.	Number of Teeth	Pitch Length (mm)	Weight (Lbs.)	Part No.	Product No.	Number of Teeth	Pitch Length (mm)	Weight (Lbs.)
AT10-500-32	7762-4100	50	500	.20	AT10-980-32	7762-4113	98	980	.39
AT10-560-32	7762-4101	56	560	.22	AT10-1010-32	7762-4114	101	1010	.41
AT10-610-32	7762-4102	61	610	.24	AT10-1050-32	7762-4115	105	1050	.42
AT10-660-32	7762-4103	66	660	.26	AT10-1080-32	7762-4116	108	1080	.43
AT10-700-32	7762-4104	70	700	.28	AT10-1150-32	7762-4117	115	1150	.46
AT10-730-32	7762-4105	73	730	.29	AT10-1210-32	7762-4118	121	1210	.49
AT10-780-32	7762-4106	78	780	.31	AT10-1250-32	7762-4119	125	1250	.50
AT10-800-32	7762-4107	80	800	.32	AT10-1320-32	7762-4120	132	1320	.53
AT10-810-32	7762-4108	81	810	.33	AT10-1400-32	7762-4121	140	1400	.56
AT10-840-32	7762-4109	84	840	.34	AT10-1500-32	7762-4122	150	1500	.60
AT10-890-32	7762-4110	89	890	.36	AT10-1600-32	7762-4123	160	1600	.64
AT10-920-32	7762-4111	92	920	.37	AT10-1700-32	7762-4124	170	1700	.68
AT10-960-32	7762-4112	96	960	.39	AT10-1800-32	7762-4233	180	1800	.72

AT10 Pitch — 50mm Wide

Part No.	Product No.	Number of Teeth	Pitch Length (mm)	Weight (Lbs.)	Part No.	Product No.	Number of Teeth	Pitch Length (mm)	Weight (Lbs.)
AT10-500-50	7762-4125	50	500	.31	AT10-980-50	7762-4138	98	980	.61
AT10-560-50	7762-4126	56	560	.35	AT10-1010-50	7762-4139	101	1010	.63
AT10-610-50	7762-4127	61	610	.38	AT10-1050-50	7762-4140	105	1050	.66
AT10-660-50	7762-4128	66	660	.41	AT10-1080-50	7762-4141	108	1080	.68
AT10-700-50	7762-4129	70	700	.44	AT10-1150-50	7762-4142	115	1150	.72
AT10-730-50	7762-4130	73	730	.46	AT10-1210-50	7762-4143	121	1210	.76
AT10-780-50	7762-4131	78	780	.49	AT10-1250-50	7762-4144	125	1250	.78
AT10-800-50	7762-4132	80	800	.50	AT10-1320-50	7762-4145	132	1320	.83
AT10-810-50	7762-4133	81	810	.51	AT10-1400-50	7762-4146	140	1400	.88
AT10-840-50	7762-4134	84	840	.53	AT10-1500-50	7762-4147	150	1500	.94
AT10-890-50	7762-4135	89	890	.56	AT10-1600-50	7762-4148	160	1600	1.00
AT10-920-50	7762-4136	92	920	.58	AT10-1700-50	7762-4149	170	1700	1.07
AT10-960-50	7762-4137	96	960	.60	AT10-1800-50	7762-4235	180	1800	1.12

AT10 Pitch — 75mm Wide

Part No.	Product No.	Number of Teeth	Pitch Length (mm)	Weight (Lbs.)	Part No.	Product No.	Number of Teeth	Pitch Length (mm)	Weight (Lbs.)
AT10-500-75	7762-4150	50	500	.47	AT10-890-75	7762-4160	89	890	.84
AT10-560-75	7762-4151	56	560	.53	AT10-920-75	7762-4161	92	920	.87
AT10-610-75	7762-4152	61	610	.57	AT10-960-75	7762-4162	96	960	.90
AT10-660-75	7762-4153	66	660	.62	AT10-980-75	7762-4163	98	980	.92
AT10-700-75	7762-4154	70	700	.66	AT10-1010-75	7762-4164	101	1010	.95
AT10-730-75	7762-4155	73	730	.69	AT10-1050-75	7762-4165	105	1050	.99
AT10-780-75	7762-4156	78	780	.73	AT10-1080-75	7762-4166	108	1080	1.02
AT10-800-75	7762-4157	80	800	.75	AT10-1150-75	7762-4167	115	1150	1.08
AT10-810-75	7762-4158	81	810	.76	AT10-1210-75	7762-4168	121	1210	1.14
AT10-840-75	7762-4159	84	840	.79	AT10-1250-75	7762-4169	125	1250	1.18

SYNCHRO-POWER BELTS

Synchro-Power® Polyurethane Belts

Product No. Series 7762 (continued)

AT10 Pitch — 75mm Wide (continued)

Part No.	Product No.	Number of Teeth	Pitch Length (mm)	Weight (Lbs.)	Part No.	Product No.	Number of Teeth	Pitch Length (mm)	Weight (Lbs.)
AT10-1320-75	7762-4170	132	1320	1.24	AT10-1600-75	7762-4173	160	1600	1.51
AT10-1400-75	7762-4171	140	1400	1.32	AT10-1700-75	7762-4174	170	1700	1.60
AT10-1500-75	7762-4172	150	1500	1.41	AT10-1800-75	7762-4237	180	1800	1.69

AT10 Pitch — 100mm Wide

Part No.	Product No.	Number of Teeth	Pitch Length (mm)	Weight (Lbs.)	Part No.	Product No.	Number of Teeth	Pitch Length (mm)	Weight (Lbs.)
AT10-500-100	7762-4175	50	500	.63	AT10-980-100	7762-4188	98	980	1.23
AT10-560-100	7762-4176	56	560	.70	AT10-1010-100	7762-4189	101	1010	1.27
AT10-610-100	7762-4177	61	610	.77	AT10-1050-100	7762-4190	105	1050	1.32
AT10-660-100	7762-4178	66	660	.83	AT10-1080-100	7762-4191	108	1080	1.35
AT10-700-100	7762-4179	70	700	.88	AT10-1150-100	7762-4192	115	1150	1.44
AT10-730-100	7762-4180	73	730	.92	AT10-1210-100	7762-4193	121	1210	1.52
AT10-780-100	7762-4181	78	780	.98	AT10-1250-100	7762-4194	125	1250	1.57
AT10-800-100	7762-4182	80	800	1.00	AT10-1320-100	7762-4195	132	1320	1.66
AT10-810-100	7762-4183	81	810	1.02	AT10-1400-100	7762-4196	140	1400	1.76
AT10-840-100	7762-4184	84	840	1.05	AT10-1500-100	7762-4197	150	1500	1.88
AT10-890-100	7762-4185	89	890	1.12	AT10-1600-100	7762-4198	160	1600	2.01
AT10-920-100	7762-4186	92	920	1.15	AT10-1700-100	7762-4199	170	1700	2.13
AT10-960-100	7762-4187	96	960	1.20	AT10-1800-100	7762-4239	180	1800	2.25

Synchro-Power® Polyurethane Belts

Product No. Series 7762 (continued)

Made-to-Order T2.5 Pitch*

Part No.	Number of Teeth	Pitch Length (mm)	Part No.	Number of Teeth	Pitch Length (mm)	Part No.	Number of Teeth	Pitch Length (mm)	Part No.	Number of Teeth	Pitch Length (mm)
¹ T2.5-120	48	120	T2.5-245	98	245	T2.5-380	152	380	T2.5-700	280	700
¹ T2.5-145	58	145	T2.5-265	106	265	T2.5-420	168	420	T2.5-780	312	780
T2.5-160	64	160	T2.5-277.5	111	277.5	T2.5-480	192	480	T2.5-880	352	880
T2.5-177.5	71	177.5	T2.5-285	114	285	T2.5-500	200	500	T2.5-915	366	915
T2.5-180	72	180	T2.5-290	116	290	T2.5-540	216	540	T2.5-950	380	950
T2.5-182.5	73	182.5	T2.5-305	122	305	T2.5-600	240	600	T2.5-1185	474	1185
T2.5-200	80	200	T2.5-317.5	127	317.5	T2.5-620	248	620			
T2.5-210	84	210	T2.5-330	132	330	T2.5-650	260	650			
T2.5-230	92	230	T2.5-342.5	137	342.5	T2.5-680	272	680			

Made-to-Order T5 Pitch*

Part No.	Number of Teeth	Pitch Length (mm)	Part No.	Number of Teeth	Pitch Length (mm)	Part No.	Number of Teeth	Pitch Length (mm)	Part No.	Number of Teeth	Pitch Length (mm)
¹ T5-120	24	120	T5-460	92	460	T5-920	184	920	T5-1440	288	1440
T5-210	42	210	T5-515	103	515	T5-1160	232	1160	T5-1470	294	1470
T5-300	60	300	T5-765	153	765	T5-1200	240	1200	T5-1500	300	1500
T5-375	75	375	T5-830	166	830	T5-1275	255	1275	T5-1580	316	1580
T5-425	85	425	T5-860	172	860	T5-1280	256	1280	T5-1955	391	1955
T5-440	88	440	T5-885	177	885	T5-1355	271	1355			

Made-to-Order T10 Pitch*

Part No.	Number of Teeth	Pitch Length (mm)	Part No.	Number of Teeth	Pitch Length (mm)	Part No.	Number of Teeth	Pitch Length (mm)	Part No.	Number of Teeth	Pitch Length (mm)
T10-320	32	320	T10-550	55	550	T10-1050	105	1050	T10-1700	170	1700
T10-340	34	340	T10-650	65	650	T10-1200	120	1200			
T10-390	39	390	T10-680	68	680	T10-1440	144	1440			
T10-480	48	480	T10-850	85	850	T10-1600	160	1600			

Made-to-Order AT5 Pitch*

Part No.	Number of Teeth	Pitch Length (mm)	Part No.	Number of Teeth	Pitch Length (mm)	Part No.	Number of Teeth	Pitch Length (mm)
AT5-225	45	225	AT5-480	96	480	AT5-710	142	710
AT5-330	66	330	AT5-525	105	525	AT5-860	172	860
AT5-450	90	450	AT5-670	134	670	AT5-2000	400	2000

Made-to-Order AT10 Pitch*

Part No.	Number of Teeth	Pitch Length (mm)	Part No.	Number of Teeth	Pitch Length (mm)	Part No.	Number of Teeth	Pitch Length (mm)	Part No.	Number of Teeth	Pitch Length (mm)
AT10-370	37	370	AT10-1100	110	1100	AT10-1280	128	1280	AT10-1630	163	1630
AT10-580	58	580	AT10-1190	119	1190	AT10-1300	130	1300	AT10-1720	172	1720
AT10-600	60	600	AT10-1200	120	1200	AT10-1350	135	1350	AT10-1860	186	1860
AT10-630	63	630	AT10-1220	122	1220	AT10-1360	136	1360	AT10-1940	194	1940
AT10-880	88	880	AT10-1230	123	1230	AT10-1420	142	1420			
AT10-1000	100	1000	AT10-1240	124	1240	AT10-1480	148	1480			

*Minimum order quantity is full sleeve yield +/- 10%. Unless otherwise noted, sleeve width is 300mm. Minimum cut belt width is 4 mm.

Contact customer service for pricing and availability.

¹ 240mm sleeve

Synchro-Power® Polyurethane Belts

Product No. Series 7762 (continued)

Made-to-Order DT5 Pitch*

Part No.	Number of Teeth	Pitch Length (mm)	Part No.	Number of Teeth	Pitch Length (mm)	Part No.	Number of Teeth	Pitch Length (mm)	Part No.	Number of Teeth	Pitch Length (mm)
DT5-410	82	410	DT5-550	110	550	DT5-700	140	700	DT5-860	172	860
DT5-460	92	460	DT5-590	118	590	DT5-750	150	750	DT5-940	188	940
DT5-515	103	515	DT5-620	124	620	DT5-815	163	815	DT5-1100	220	1100
DT5-525	105	525	DT5-685	137	685	DT5-840	168	840			

Made-to-Order DT10 Pitch*

Part No.	Number of Teeth	Pitch Length (mm)	Part No.	Number of Teeth	Pitch Length (mm)	Part No.	Number of Teeth	Pitch Length (mm)	Part No.	Number of Teeth	Pitch Length (mm)
DT10-260	26	260	DT10-720	72	720	DT10-1100	110	1100	DT10-1350	135	1350
DT10-530	53	530	DT10-840	84	840	DT10-1210	121	1210	DT10-1420	142	1420
DT10-630	63	630	DT10-900	90	900	DT10-1240	124	1240	DT10-1610	161	1610
DT10-660	66	660	DT10-920	92	920	DT10-1250	125	1250	DT10-1880	188	1880
DT10-700	70	700	DT10-980	98	980	DT10-1320	132	1320			

*Minimum order quantity is full sleeve yield +/- 10%. Unless otherwise noted, sleeve width is 300mm. Minimum cut belt width is 4 mm.

Contact customer service for pricing and availability.

Synchro-Power® Polyurethane Timing Belts

Endless urethane construction provides higher strength as compared to welded urethane belts, making them well-suited for use in power transmission and high-performance positioning applications.

Markets/Applications

Synchro-Power imperial pitch timing belts are ideal for use in office machines, machine tools, postage equipment, sewing machines, vending machines, agriculture, outdoor power equipment, wood and paper, sand/gravel operations, oil fields, food processing, and HVAC.

Features/Advantages

- **Steel tensile cord** for length stability.
- Abrasion, chemical, and wear resistant for extended life.
- Temperature ranges from -22°F to +176°F (-30°C to +80°C).

Recommended Sprockets

Contact the Gates Made-To-Order Metal Team

Notes

See end of this section for Made-to-Order lengths available. The minimum order quantity is full sleeve yield +/- 10%. Sleeve widths are 300mm unless otherwise noted. Minimum cut belt width is 4mm. Please contact Customer Service for price and availability.

Synchro-Power belts listed on the following pages are available in custom widths as Standard/Non-Stock with no minimum order quantities required. Contact Customer Service for minimum and maximum width range.



Product No. Series 7758

3/8" Pitch (.375"/L) — 1/2" Wide

Part No.	Product No.	Number of Teeth	Pitch Length (in)	Weight (Lbs.)
150L050U	7758-0050	40	15.00	.03
187L050U	7758-0053	50	18.75	.04
202L050U	7758-0056	54	20.25	.04
210L050U	7758-0059	56	21.00	.04
225L050U	7758-0062	60	22.50	.05
240L050U	7758-0065	64	24.00	.05
255L050U	7758-0068	68	25.50	.06
270L050U	7758-0071	72	27.00	.06

Part No.	Product No.	Number of Teeth	Pitch Length (in)	Weight (Lbs.)
285L050U	7758-0074	76	28.50	.06
300L050U	7758-0077	80	30.00	.07
322L050U	7758-0080	86	32.25	.07
345L050U	7758-0083	92	34.50	.08
367L050U	7758-0086	98	36.75	.08
390L050U	7758-0089	104	39.00	.09
420L050U	7758-0092	112	42.00	.10

3/8" Pitch (.375"/L) — 3/4" Wide

Part No.	Product No.	Number of Teeth	Pitch Length (in)	Weight (Lbs.)
150L075U	7758-0051	40	15.00	.04
187L075U	7758-0054	50	18.75	.06
202L075U	7758-0057	54	20.25	.06
210L075U	7758-0060	56	21.00	.06
225L075U	7758-0063	60	22.50	.07
240L075U	7758-0066	64	24.00	.08
255L075U	7758-0069	68	25.50	.08
270L075U	7758-0072	72	27.00	.09

Part No.	Product No.	Number of Teeth	Pitch Length (in)	Weight (Lbs.)
285L075U	7758-0075	76	28.50	.10
300L075U	7758-0078	80	30.00	.10
322L075U	7758-0081	86	32.25	.11
345L075U	7758-0084	92	34.50	.12
367L075U	7758-0087	98	36.75	.13
390L075U	7758-0090	104	39.00	.14
420L075U	7758-0093	112	42.00	.15

3/8" Pitch (.375"/L) — 1" Wide

Part No.	Product No.	Number of Teeth	Pitch Length (in)	Weight (Lbs.)
150L100U	7758-0052	40	15.00	.06
187L100U	7758-0055	50	18.75	.08
202L100U	7758-0058	54	20.25	.08
210L100U	7758-0061	56	21.00	.09
225L100U	7758-0064	60	22.50	.10
240L100U	7758-0067	64	24.00	.10

Part No.	Product No.	Number of Teeth	Pitch Length (in)	Weight (Lbs.)
255L100U	7758-0070	68	25.50	.12
270L100U	7758-0073	72	27.00	.12
285L100U	7758-0076	76	28.50	.12
300L100U	7758-0079	80	30.00	.13
322L100U	7758-0082	86	32.25	.15
345L100U	7758-0085	92	34.50	.16

Synchro-Power® Polyurethane Timing Belts

Product No. Series 7758 (continued)

3/8" Pitch (.375"/L) — 1" Wide (continued)

Part No.	Product No.	Number of Teeth	Pitch Length (in)	Weight (Lbs.)
367L100U	7758-0088	98	36.75	.17
390L100U	7758-0091	104	39.00	.18

Part No.	Product No.	Number of Teeth	Pitch Length (in)	Weight (Lbs.)
420L100U	7758-0094	112	42.00	.20

1/2" Pitch (.500"/H) — 3/4" Wide

Part No.	Product No.	Number of Teeth	Pitch Length (in)	Weight (Lbs.)
240H075U	7758-0000	48	24.00	.09
270H075U	7758-0005	54	27.00	.10
300H075U	7758-0010	60	30.00	.10
330H075U	7758-0015	66	33.00	.12
360H075U	7758-0020	72	36.00	.15

Part No.	Product No.	Number of Teeth	Pitch Length (in)	Weight (Lbs.)
390H075U	7758-0025	78	39.00	.16
420H075U	7758-0030	84	42.00	.17
450H075U	7758-0035	90	45.00	.18
480H075U	7758-0040	96	48.00	.20
510H075U	7758-0045	102	51.00	.21

1/2" Pitch (.500"/H) — 1" Wide

Part No.	Product No.	Number of Teeth	Pitch Length (in)	Weight (Lbs.)
240H100U	7758-0001	48	24.00	.10
270H100U	7758-0006	54	27.00	.11
300H100U	7758-0011	60	30.00	.13
330H100U	7758-0016	66	33.00	.15
360H100U	7758-0021	72	36.00	.17

Part No.	Product No.	Number of Teeth	Pitch Length (in)	Weight (Lbs.)
390H100U	7758-0026	78	39.00	.18
420H100U	7758-0031	84	42.00	.20
450H100U	7758-0036	90	45.00	.23
480H100U	7758-0041	96	48.00	.23
510H100U	7758-0046	102	51.00	.26

1/2" Pitch (.500"/H) — 1 1/2" Wide

Part No.	Product No.	Number of Teeth	Pitch Length (in)	Weight (Lbs.)
240H150U	7758-0002	48	24.00	.15
270H150U	7758-0007	54	27.00	.20
300H150U	7758-0012	60	30.00	.21
330H150U	7758-0017	66	33.00	.26
360H150U	7758-0022	72	36.00	.30

Part No.	Product No.	Number of Teeth	Pitch Length (in)	Weight (Lbs.)
390H150U	7758-0027	78	39.00	.32
420H150U	7758-0032	84	42.00	.37
450H150U	7758-0037	90	45.00	.39
480H150U	7758-0042	96	48.00	.43
510H150U	7758-0047	102	51.00	.49

1/2" Pitch (.500"/H) — 2" Wide

Part No.	Product No.	Number of Teeth	Pitch Length (in)	Weight (Lbs.)
240H200U	7758-0003	48	24.00	.23
270H200U	7758-0008	54	27.00	.25
300H200U	7758-0013	60	30.00	.30
330H200U	7758-0018	66	33.00	.32
360H200U	7758-0023	72	36.00	.37

Part No.	Product No.	Number of Teeth	Pitch Length (in)	Weight (Lbs.)
390H200U	7758-0028	78	39.00	.40
420H200U	7758-0033	84	42.00	.45
450H200U	7758-0038	90	45.00	.50
480H200U	7758-0043	96	48.00	.52
510H200U	7758-0048	102	51.00	.57

1/2" Pitch (.500"/H) — 3" Wide

Part No.	Product No.	Number of Teeth	Pitch Length (in)	Weight (Lbs.)
240H300U	7758-0004	48	24.00	.45
270H300U	7758-0009	54	27.00	.50
300H300U	7758-0014	60	30.00	.57
330H300U	7758-0019	66	33.00	.60
360H300U	7758-0024	72	36.00	.65

Part No.	Product No.	Number of Teeth	Pitch Length (in)	Weight (Lbs.)
390H300U	7758-0029	78	39.00	.70
420H300U	7758-0034	84	42.00	.75
450H300U	7758-0039	90	45.00	.79
480H300U	7758-0044	96	48.00	.85
510H300U	7758-0049	102	51.00	.89

Synchro-Power® Polyurethane Timing Belts

Product No. Series 7758 (continued)

Made-to-Order 2/25" Pitch (.080"/MXL)*

Part No.	No. of Teeth	Pitch Length (mm)	Part No.	No. of Teeth	Pitch Length (mm)	Part No.	No. of Teeth	Pitch Length (mm)	Part No.	No. of Teeth	Pitch Length (mm)
1440 MXL	55	4.40	736 MXL	92	7.36	1080 MXL	135	10.80	2464 MXL	308	24.64
1456 MXL	57	4.56	768 MXL	96	7.68	1120 MXL	140	11.20	2656 MXL	332	26.56
1480 MXL	60	4.80	808 MXL	101	8.08	1160 MXL	145	11.60	2816 MXL	352	28.16
1560 MXL	70	5.60	816 MXL	102	8.16	1200 MXL	150	12.00	2880 MXL	360	28.80
2576 MXL	72	5.76	824 MXL	103	8.24	1240 MXL	155	12.40	3160 MXL	395	31.60
2600 MXL	75	6.00	840 MXL	105	8.40	1400 MXL	175	14.00	3240 MXL	405	32.40
1608 MXL	76	6.08	880 MXL	110	8.80	1520 MXL	190	15.20	3296 MXL	412	32.96
1632 MXL	79	6.32	912 MXL	114	9.12	1600 MXL	200	16.00	3456 MXL	432	34.56
640 MXL	80	6.40	944 MXL	118	9.44	1768 MXL	221	17.68	3632 MXL	454	36.32
656 MXL	82	6.56	960 MXL	120	9.60	2048 MXL	256	20.48	3880 MXL	485	38.80
704 MXL	88	7.04	1040 MXL	130	10.40	2240 MXL	280	22.40			
728 MXL	91	7.28	1056 MXL	132	10.56	2280 MXL	285	22.80			

Made-to-Order 1/5" Pitch (.200"/XL)*

Part No.	No. of Teeth	Pitch Length (mm)	Part No.	No. of Teeth	Pitch Length (mm)	Part No.	No. of Teeth	Pitch Length (mm)	Part No.	No. of Teeth	Pitch Length (mm)
60 XL	30	6.00	120 XL	60	12.00	194 XL	97	19.40	288 XL	144	28.80
70 XL	35	7.00	130 XL	65	13.00	200 XL	100	20.00	290 XL	145	29.00
76 XL	38	7.60	134 XL	67	13.40	210 XL	105	21.00	300 XL	150	30.00
80 XL	40	8.00	140 XL	70	14.00	220 XL	110	22.00	356 XL	178	35.60
90 XL	45	9.00	150 XL	75	15.00	230 XL	115	23.00	414 XL	207	41.40
96 XL	48	9.60	160 XL	80	16.00	240 XL	120	24.00	450 XL	225	45.00
100 XL	50	10.00	170 XL	85	17.00	250 XL	125	25.00	566 XL	283	56.60
106 XL	53	10.60	180 XL	90	18.00	260 XL	130	26.00			
110 XL	55	11.00	190 XL	95	19.00	270 XL	135	27.00			

Made-to-Order 3/8" Pitch (.375"/L)- L Pitch*

Part No.	No. of Teeth	Pitch Length (mm)	Part No.	No. of Teeth	Pitch Length (mm)	Part No.	No. of Teeth	Pitch Length (mm)
86 L	23	8.60	450 L	120	45.00	540 L	144	54.00
124 L	33	12.38	480 L	128	48.00	570 L	152	57.00
173 L	46	17.25	510 L	136	51.00	600 L	160	60.00

Made-to-Order 1/2" (.500"/H)- H Pitch*

Part No.	No. of Teeth	Pitch Length (mm)
230 H	46	23.00

*Minimum order quantity is full sleeve yield +/- 10%. Unless otherwise noted, sleeve width is 300mm. Minimum cut belt width is 4mm.

Contact customer service for pricing and availability.

¹ 100mm sleeve

² 120mm sleeve

³ 270mm sleeve

Super HC® XP™ (Notched Premium) Belts

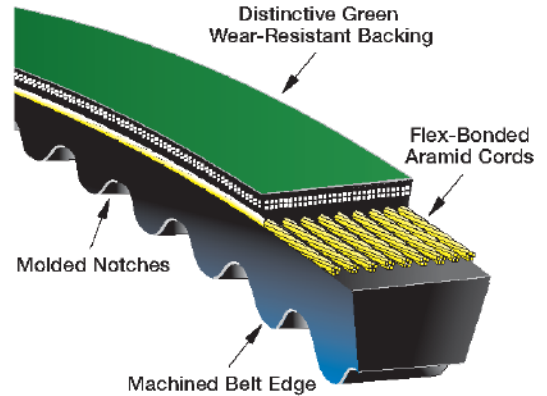
Introducing Gates new patented high performance molded notch V-belt. Transmits an average 50% more horsepower than our standard Super HC Molded Notch belts, which helps reduce the overall drive width, weight and cost.

Markets/Applications

Suitable for all industrial applications, particularly where space, weight and horsepower capacity are critical.

Features/Advantages

- **Aramid Tensile Cords** combine limited stretch with extraordinary strength and durability that is pound-for-pound stronger than steel.
- **Distinctive Green Backing** provides protection and wear resistance.
- **Patented Ethylene Material** construction provides -60°F to +250°F temperature range to resist belt cracking.
- **Notches molded** into the belt during manufacturing increase flexibility, making this belt well suited for drives with smaller diameter sheaves.
- **Belt Edge** is machined for even sheave groove contact resulting in smoother running, less slip and wear.
- **Flex-Bonded Cords** are strongly bonded to the body of the belt resulting in equal load distribution and the absorption of bending stress without cord deterioration.
- Meets ARPM/RMA IP-3-2 **oil and heat resistant** standards.
- Meets ARPM/RMA IP-3-3 **static conductivity** requirements.



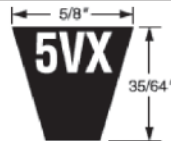
Recommended Sheaves

Super HC® Sheaves as recommended by Design Flex® Pro™ drive analysis.

Notes

When application requires XP belt sets, request same group/match number. XP belts are not part of the V80® length matching program.

Catalog indicates stocked sizes only. Additional 5VX lengths and cross sections (3VX, AX, BX, CX) can be made. Contact Customer Service for availability.



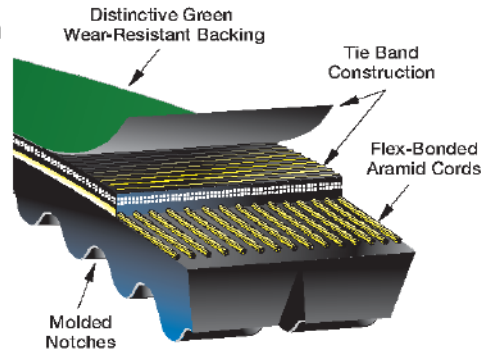
Product No. Series 9688

5VXP Section

Part No.	Product No.	O.C. (in.)	Weight (Lbs.)	Qty Per Ctn
5VXP600	9688-0600	60.0	0.63	10
5VXP630	9688-0630	63.0	0.67	10
5VXP670	9688-0670	67.0	0.71	10
5VXP710	9688-0710	71.0	0.74	10
5VXP750	9688-0750	75.0	0.79	10
5VXP800	9688-0800	80.0	0.84	10
5VXP850	9688-0850	85.0	0.88	10
5VXP900	9688-0900	90.0	0.93	10
5VXP950	9688-0950	95.0	0.98	10
5VXP1000	9688-1000	100.0	1.03	10
5VXP1030	9688-1030	103.0	1.06	10
5VXP1060	9688-1060	106.0	1.09	10
5VXP1080	9688-1080	108.0	1.10	10
5VXP1120	9688-1120	112.0	1.14	10
5VXP1180	9688-1180	118.0	1.20	10
5VXP1230	9688-1230	123.0	1.25	10
5VXP1250	9688-1250	125.0	1.27	10
5VXP1320	9688-1320	132.0	1.33	10
5VXP1400	9688-1400	140.0	1.41	10
5VXP1500	9688-1500	150.0	1.51	10
5VXP1600	9688-1600	160.0	1.59	10
5VXP1700	9688-1700	170.0	1.70	10
5VXP1800	9688-1800	180.0	1.81	10
5VXP1900	9688-1900	190.0	1.91	10
5VXP2000	9688-2000	200.0	1.98	10

Super HC® XP™ (Notched Premium) PowerBand® Belts

Introducing Gates new patented high performance molded notch PowerBand V-belt. Transmits an average 50% more horsepower than our standard Super HC Molded Notch PowerBand belts, which helps reduce the overall drive width, weight and cost. The PowerBand construction allows multiple belts to function as a single unit, with even load distribution and each strand fitting securely in the sheave groove.



Markets/Applications

Recommended for multiple V-belt drives exposed to pulsating or heavy shock loads which can make belts whip, turn over or jump off the drive.

Features/Advantages

- **Aramid Tensile Cords** combine limited stretch with extraordinary strength and durability that is pound-for-pound stronger than steel.
- **Distinctive Green Backing** provides protection and wear resistance.
- The **Tie Band** assures high lateral rigidity, guiding the belt in a straight line and preventing it from coming off the drive.
- **Patented Ethylene Material** construction provides -60°F to +250°F temperature range to resist belt cracking.
- **Notches molded** into the belt during manufacturing increase flexibility, making this belt well suited for drives with smaller diameter sheaves.
- **Flex-Bonded Cords** are strongly bonded to the body of the belt resulting in equal load distribution and the absorption of bending stress without cord deterioration.
- Meets ARPM/RMA IP-3-2 **oil and heat resistant** standards.
- Meets ARPM/RMA IP-3-3 **static conductivity** requirements.

Recommended Sheaves

Super HC® Sheaves as recommended by Design Flex® Pro™ drive analysis.

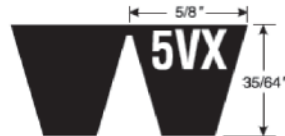
Notes

When application requires XP belt sets, request same group/match number. XP belts are not part of the V80® length matching program.

Catalog indicates stocked sizes only. Additional 5VX lengths and cross sections (3VX, AX, BX, CX) can be made. Contact Customer Service for availability.

Belt part number is constructed by placing the (#) number of strands required followed by a slash (/) in front of the belt size. For Example, 5/5VXP1000 represents a 5VXP1000 with 5 joined strands.

Belt product number is 8 or 9 digits constructed of product series prefix, number of strands, and belt length. For example, 96945125 represents a "5VXP" section PowerBand (9694) with 5 strands (5) that is 125.0 inches (125) long.



Product No. Series 9694

5VXP Section

Size (# = strands)	O.C. (in.)	Wt. Per Strand (Lbs.)	Belt Width In Number of Strands				
			2 Strand	3 Strand	4 Strand	5 Strand	6 Strand
			9694-	9694-	9694-	9694-	9694-
#/5VXP710	72.0	1.21	2071	3071	4071	5071	6071
#/5VXP750	76.0	1.24	2075	3075	4075	5075	6075
#/5VXP800	81.0	1.28	2080	3080	4080	5080	6080
#/5VXP850	86.0	1.39	2085	3085	4085	5085	6085
#/5VXP900	91.0	1.42	2090	3090	4090	5090	6090
#/5VXP950	96.0	1.53	2095	3095	4095	5095	6095
#/5VXP1000	101.0	1.60	2100	3100	4100	5100	6100
#/5VXP1060	107.0	1.74	2106	3106	4106	5106	6106
#/5VXP1120	113.0	1.82	2112	3112	4112	5112	6112
#/5VXP1180	119.0	1.89	2118	3118	4118	5118	6118
#/5VXP1250	126.0	2.03	2125	3125	4125	5125	6125
#/5VXP1320	133.0	2.14	2132	3132	4132	5132	6132
#/5VXP1400	141.0	2.28	2140	3140	4140	5140	6140
#/5VXP1600	161.0	2.60	2160	3160	4160	5160	6160
#/5VXP1800	181.0	2.92	2180	3180	4180	5180	6180

Super HC® Belts

Pioneered by Gates, these "narrow" cross-sections can transmit up to three times the horsepower of the classical cross-sections (A, B, C, and D) in the same amount of drive space.

Markets/Applications

Suitable for all industrial applications, particularly where space, weight and horsepower capacity are critical.

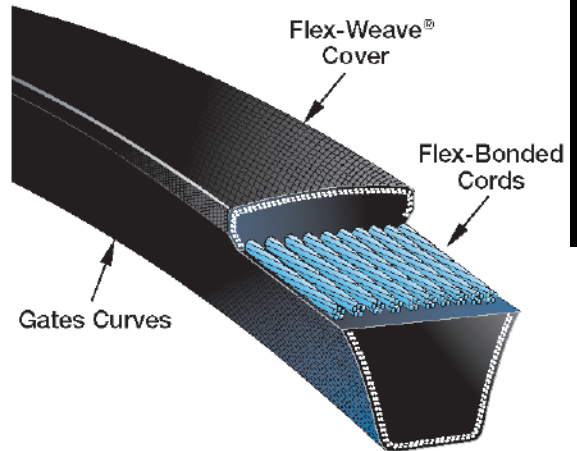
Features/Advantages

- **Gates Curves** provide proper cord support and full contact with the sheave-groove for uniform loading, uniform wear, and increased belt life.
- **Flex-Bonded Cords** are strongly bonded to the body of the belt resulting in equal load distribution and the absorption of bending stress without cord deterioration.
- **The Flex-Weave® Cover** is constructed for longer cover life, providing extended protection to the core of the belt from oil, dirt, and heat.
- Meets ARPM/RMA IP-3-2 **oil and heat resistant** standards.
- Meets ARPM/RMA IP-3-3 **static conductivity** requirements.

Recommended Sheaves
Super HC® Sheaves

Notes

Gates Super HC belts are available in 3V, 5V, and 8V cross-sections.



HEAVY DUTY V-BELTS

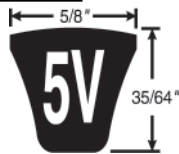
Product No. Series 9332



3V Section

Part No.	Product No.	O.C. (in)	Weight (Lbs.)	Qty Per Ctn	Part No.	Product No.	O.C. (in)	Weight (Lbs.)	Qty Per Ctn
3V250	9332-0250	25.0	.12	10	3V650	9332-0650	65.0	.31	100
3V265	9332-0265	26.5	.13	10	3V670	9332-0670	67.0	.32	10
3V280	9332-0280	28.0	.13	10	3V710	9332-0710	71.0	.34	10
3V300	9332-0300	30.0	.14	10	3V730	9332-0730	73.0	.34	10
3V315	9332-0315	31.5	.15	10	3V750	9332-0750	75.0	.35	10
3V335	9332-0335	33.5	.16	10	3V800	9332-0800	80.0	.38	10
3V355	9332-0355	35.5	.17	10	3V810	9332-0810	81.0	.38	76
3V375	9332-0375	37.5	.18	10	3V830	9332-0830	83.0	.39	10
3V400	9332-0400	40.0	.19	10	3V850	9332-0850	85.0	.40	10
3V420	9332-0420	42.0	.20	150	3V900	9332-0900	90.0	.43	10
3V425	9332-0425	42.5	.20	10	3V950	9332-0950	95.0	.45	10
3V450	9332-0450	45.0	.21	10	3V1000	9332-1000	100.0	.47	10
3V475	9332-0475	47.5	.22	10	3V1060	9332-1060	106.0	.50	10
3V500	9332-0500	50.0	.24	10	3V1120	9332-1120	112.0	.53	10
3V530	9332-0530	53.0	.25	10	3V1180	9332-1180	118.0	.56	10
3V560	9332-0560	56.0	.26	10	3V1250	9332-1250	125.0	.59	10
3V590	9332-0590	59.0	.27	50	3V1320	9332-1320	132.0	.62	10
3V600	9332-0600	60.0	.28	10	3V1400	9332-1400	140.0	.66	10
3V630	9332-0630	63.0	.30	10					

Product No. Series 9334



5V Section


Part No.	Product No.	O.C. (in)	Weight (Lbs.)	Qty Per Ctn	Part No.	Product No.	O.C. (in)	Weight (Lbs.)	Qty Per Ctn
5V500	9334-0500	50.0	.65	10	5V600	9334-0600	60.0	.80	10
5V530	9334-0530	53.0	.73	10	5V630	9334-0630	63.0	.82	10
5V560	9334-0560	56.0	.77	10	5V670	9334-0670	67.0	.89	10

Super HC® Belts

Product No. Series 9334 (continued)

5V Section (continued)

Part No.	Product No.	O.C. (in)	Weight (Lbs.)	Qty Per Ctn	Part No.	Product No.	O.C. (in)	Weight (Lbs.)	Qty Per Ctn
5V710	9334-0710	71.0	.93	10	5V1700	9334-1700	170.0	2.25	10
5V750	9334-0750	75.0	1.00	10	5V1710	9334-1710	171.0	2.25	26
5V800	9334-0800	80.0	1.05	10	5V1800	9334-1800	180.0	2.35	10
5V850	9334-0850	85.0	1.10	10	5V1900	9334-1900	190.0	2.50	10
5V900	9334-0900	90.0	1.20	10	5V2000	9334-2000	200.0	2.60	10
5V950	9334-0950	95.0	1.25	10	5V2120	9334-2120	212.0	2.80	10
5V1000	9334-1000	100.0	1.32	10	5V2240	9334-2240	224.0	2.95	10
5V1060	9334-1060	106.0	1.40	10	5V2360	9334-2360	236.0	3.10	10
5V1120	9334-1120	112.0	1.50	10	5V2500	9334-2500	250.0	3.30	10
5V1180	9334-1180	118.0	1.55	10	5V2650	9334-2650	265.0	3.50	5
5V1250	9334-1250	125.0	1.64	10	5V2800	9334-2800	280.0	3.70	5
5V1320	9334-1320	132.0	1.74	10	5V3000	9334-3000	300.0	3.98	5
5V1400	9334-1400	140.0	1.82	10	5V3150	9334-3150	315.0	4.20	5
5V1500	9334-1500	150.0	2.00	10	5V3350	9334-3350	335.0	4.40	5
5V1600	9334-1600	160.0	2.10	10	5V3550	9334-3550	355.0	4.70	5
5V1630	9334-1630	163.0	2.15	26					



Product No. Series 9336

8V Section

Part No.	Product No.	O.C. (in)	Weight (Lbs.)	Qty Per Ctn	Part No.	Product No.	O.C. (in)	Weight (Lbs.)	Qty Per Ctn
8V1000	9336-1000	100.0	3.30	5	8V2360	9336-2360	236.0	7.95	3
8V1060	9336-1060	106.0	3.55	5	8V2500	9336-2500	250.0	8.50	3
8V1120	9336-1120	112.0	3.80	5	8V2650	9336-2650	265.0	9.00	3
8V1180	9336-1180	118.0	4.00	5	8V2800	9336-2800	280.0	9.45	3
8V1250	9336-1250	125.0	4.10	5	8V3000	9336-3000	300.0	10.45	3
8V1320	9336-1320	132.0	4.45	5	8V3150	9336-3150	315.0	10.85	3
8V1400	9336-1400	140.0	4.75	5	8V3350	9336-3350	335.0	11.40	1
8V1500	9336-1500	150.0	5.15	5	8V3550	9336-3550	355.0	12.15	1
8V1600	9336-1600	160.0	5.45	5	8V3750	9336-3750	375.0	12.90	1
8V1700	9336-1700	170.0	5.85	5	8V4000	9336-4000	400.0	13.70	1
8V1800	9336-1800	180.0	6.15	5	8V4250	9336-4250	425.0	14.65	1
8V1900	9336-1900	190.0	6.40	4	8V4500	9336-4500	450.0	15.40	1
8V2000	9336-2000	200.0	6.90	4	8V4750	9336-4750	475.0	16.29	1
8V2120	9336-2120	212.0	7.35	4	8V5000	9336-5000	500.0	17.10	1
8V2240	9336-2240	224.0	7.50	4	8V5600	9336-5600	560.0	19.10	1
8V2300	9336-2300	230.0	7.85	4	8V6000	9336-6000	600.0	20.50	1

Super HC[®] Molded Notch Belts

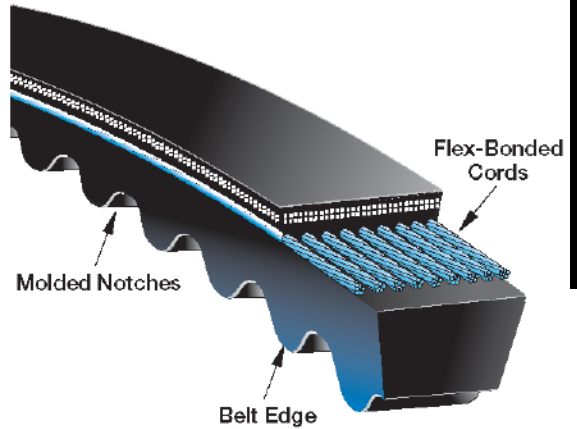
Constructed with Gates proprietary construction, this belt has a superior combination of flex and load carrying capacity, as well as transmitting more horsepower than the classical cross sections in the same amount of drive space.

Markets/Applications

Suitable for all industrial applications, particularly where space, weight and horsepower capacity are critical.

Features/Advantages

- **Notches molded** into the belt during manufacturing increase flexibility, making this belt well suited for drives with smaller diameter sheaves.
- **Belt Edge** is machined for even sheave groove contact resulting in smoother running, less slip and wear.
- **Flex-Bonded Cords** are strongly bonded to the body of the belt resulting in equal load distribution and the absorption of bending stress without cord deterioration.
- **Patented Ethylene Material** construction provides -70°F to +250°F temperature range to resist belt cracking.
- Meets ARPM/RMA IP-3-2 **oil and heat resistant** standards and IP-3-3 **static conductivity** requirements.



HEAVY DUTY V-BELTS

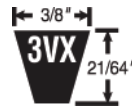
Recommended Sheaves

Super HC[®] Sheaves

Notes

Gates Super HC Molded Notch belts are available in 3VX and 5VX cross-sections.

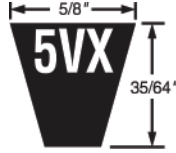
Product No. Series 9412



3VX Section

Part No.	Product No.	O.C. (in)	Weight (Lbs.)	Qty Per Ctn	Part No.	Product No.	O.C. (in)	Weight (Lbs.)	Qty Per Ctn
3VX250	9412-0250	25.0	.11	10	3VX600	9412-0600	60.0	.24	10
3VX265	9412-0265	26.5	.12	10	3VX616	9412-0616	61.6	.25	100
3VX280	9412-0280	28.0	.13	10	3VX630	9412-0630	63.0	.25	10
3VX290	9412-0290	29.0	.13	104	3VX650	9412-0650	65.0	.26	10
3VX300	9412-0300	30.0	.13	10	3VX670	9412-0670	67.0	.27	10
3VX315	9412-0315	31.5	.14	10	3VX690	9412-0690	69.0	.28	10
3VX326	9412-0326	32.6	.14	107	3VX710	9412-0710	71.0	.29	10
3VX335	9412-0335	33.5	.15	10	3VX750	9412-0750	75.0	.30	10
3VX350	9412-0350	35.0	.15	10	3VX771	9412-0771	77.1	.30	10
3VX355	9412-0355	35.5	.16	10	3VX800	9412-0800	80.0	.32	10
3VX366	9412-0366	36.6	.16	10	3VX826	9412-0826	82.6	.32	10
3VX375	9412-0375	37.5	.16	10	3VX850	9412-0850	85.0	.33	10
3VX385	9412-0385	38.5	.17	10	3VX900	9412-0900	90.0	.35	10
3VX390	9412-0390	39.0	.17	107	3VX926	9412-0926	92.6	.36	10
3VX400	9412-0400	40.0	.17	10	3VX950	9412-0950	95.0	.37	10
3VX415	9412-0415	41.5	.18	10	3VX974	9412-0974	97.4	.38	54
3VX425	9412-0425	42.5	.18	10	3VX1000	9412-1000	100.0	.39	10
3VX450	9412-0450	45.0	.19	10	3VX1027	9412-1027	102.7	.40	10
3VX464	9412-0464	46.4	.20	10	3VX1060	9412-1060	106.0	.41	10
3VX475	9412-0475	47.5	.20	10	3VX1088	9412-1088	108.8	.42	54
3VX487	9412-0487	48.7	.21	107	3VX1120	9412-1120	112.0	.43	10
3VX500	9412-0500	50.0	.21	10	3VX1146	9412-1146	114.6	.44	54
3VX520	9412-0520	52.0	.21	10	3VX1180	9412-1180	118.0	.45	10
3VX530	9412-0530	53.0	.22	10	3VX1224	9412-1224	122.4	.47	10
3VX540	9412-0540	54.0	.22	10	3VX1250	9412-1250	125.0	.48	10
3VX550	9412-0550	55.0	.23	10	3VX1296	9412-1296	129.6	.49	54
3VX560	9412-0560	56.0	.23	10	3VX1320	9412-1320	132.0	.50	10
3VX570	9412-0570	57.0	.24	10	3VX1400	9412-1400	140.0	.53	10
3VX580	9412-0580	58.0	.24	10	3VX1500	9412-1500	150.0	.56	1
3VX590	9412-0590	59.0	.24	10					

Super HC[®] Molded Notch Belts

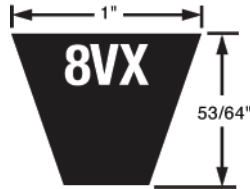


Product No. Series 9414

5VX Section

HEAVY DUTY V-BELTS

Part No.	Product No.	O.C. (in)	Weight (Lbs.)	Qty Per Ctn	Part No.	Product No.	O.C. (in)	Weight (Lbs.)	Qty Per Ctn
5VX350	9414-0350	35.0	.36	10	5VX810	9414-0810	81.0	.82	10
5VX362	9414-0362	36.2	.37	68	5VX830	9414-0830	83.0	.83	10
5VX372	9414-0372	37.2	.38	68	5VX840	9414-0840	84.0	.84	10
5VX382	9414-0382	38.2	.40	68	5VX850	9414-0850	85.0	.85	10
5VX392	9414-0392	39.2	.40	68	5VX860	9414-0860	86.0	.86	10
5VX402	9414-0402	40.2	.41	68	5VX867	9414-0867	86.7	.86	34
5VX412	9414-0412	41.2	.42	68	5VX880	9414-0880	88.0	.89	10
5VX422	9414-0422	42.2	.43	68	5VX890	9414-0890	89.0	.90	10
5VX433	9414-0433	43.3	.45	68	5VX900	9414-0900	90.0	.90	10
5VX450	9414-0450	45.0	.46	10	5VX918	9414-0918	91.8	.92	10
5VX459	9414-0459	45.9	.46	68	5VX930	9414-0930	93.0	.93	10
5VX470	9414-0470	47.0	.48	10	5VX940	9414-0940	94.0	.93	10
5VX479	9414-0479	47.9	.49	34	5VX950	9414-0950	95.0	.95	10
5VX490	9414-0490	49.0	.50	10	5VX960	9414-0960	96.0	.96	10
5VX500	9414-0500	50.0	.51	10	5VX978	9414-0978	97.8	.98	10
5VX510	9414-0510	51.0	.52	10	5VX990	9414-0990	99.0	.98	10
5VX519	9414-0519	51.9	.54	34	5VX1000	9414-1000	100.0	1.00	10
5VX530	9414-0530	53.0	.54	10	5VX1017	9414-1017	101.7	1.02	10
5VX540	9414-0540	54.0	.55	10	5VX1030	9414-1030	103.0	1.03	10
5VX550	9414-0550	55.0	.56	10	5VX1050	9414-1050	105.0	1.05	10
5VX560	9414-0560	56.0	.57	10	5VX1060	9414-1060	106.0	1.06	10
5VX570	9414-0570	57.0	.58	10	5VX1080	9414-1080	108.0	1.07	10
5VX580	9414-0580	58.0	.59	10	5VX1108	9414-1108	110.8	1.10	10
5VX590	9414-0590	59.0	.60	10	5VX1120	9414-1120	112.0	1.11	10
5VX600	9414-0600	60.0	.60	10	5VX1139	9414-1139	113.9	1.14	10
5VX610	9414-0610	61.0	.61	10	5VX1150	9414-1150	115.0	1.14	10
5VX619	9414-0619	61.9	.62	10	5VX1160	9414-1160	116.0	1.15	10
5VX630	9414-0630	63.0	.64	10	5VX1162	9414-1162	116.2	1.15	10
5VX650	9414-0650	65.0	.66	10	5VX1180	9414-1180	118.0	1.17	10
5VX660	9414-0660	66.0	.66	10	5VX1220	9414-1220	122.0	1.20	10
5VX670	9414-0670	67.0	.68	10	5VX1230	9414-1230	123.0	1.22	10
5VX680	9414-0680	68.0	.68	10	5VX1250	9414-1250	125.0	1.24	10
5VX690	9414-0690	69.0	.68	10	5VX1277	9414-1277	127.7	1.27	10
5VX700	9414-0700	70.0	.70	10	5VX1320	9414-1320	132.0	1.30	10
5VX710	9414-0710	71.0	.71	10	5VX1374	9414-1374	137.4	1.36	10
5VX720	9414-0720	72.0	.72	10	5VX1400	9414-1400	140.0	1.38	10
5VX730	9414-0730	73.0	.74	10	5VX1469	9414-1469	146.9	1.46	10
5VX740	9414-0740	74.0	.75	10	5VX1500	9414-1500	150.0	1.48	10
5VX750	9414-0750	75.0	.76	10	5VX1600	9414-1600	160.0	1.56	10
5VX760	9414-0760	76.0	.76	10	5VX1700	9414-1700	170.0	1.67	10
5VX769	9414-0769	76.9	.77	40	5VX1701	9414-1701	170.1	1.67	10
5VX780	9414-0780	78.0	.78	10	5VX1800	9414-1800	180.0	1.78	10
5VX790	9414-0790	79.0	.80	10	5VX1900	9414-1900	190.0	1.88	10
5VX800	9414-0800	80.0	.81	10	5VX2000	9414-2000	200.0	1.95	10



Product No. Series 9516

8VX Section

Part No.	Product No.	O.C. (in)	Weight (Lbs.)	Qty Per Ctn	Part No.	Product No.	O.C. (in)	Weight (Lbs.)	Qty Per Ctn
8VX1000	9516-1000	100.0	2.71	10	8VX1180	9516-1180	118.0	3.24	10
8VX1060	9516-1060	106.0	2.87	10	8VX1250	9516-1250	125.0	3.38	10
8VX1120	9516-1120	112.0	3.03	10	8VX1320	9516-1320	132.0	3.58	10

Super HC[®] Molded Notch Belts

Product No. Series 9516 *(continued)*

8VX Section *(continued)*

Part No.	Product No.	O.C. (in)	Weight (Lbs.)	Qty Per Ctn
8VX1400	9516-1400	140.0	3.84	5
8VX1500	9516-1500	150.0	4.11	5
8VX1600	9516-1600	160.0	4.38	5
8VX1700	9516-1700	170.0	4.55	5

Part No.	Product No.	O.C. (in)	Weight (Lbs.)	Qty Per Ctn
8VX1800	9516-1800	180.0	4.92	5
8VX1900	9516-1900	190.0	5.19	5
8VX2000	9516-2000	200.0	5.46	5

Super HC® PowerBand® Belts

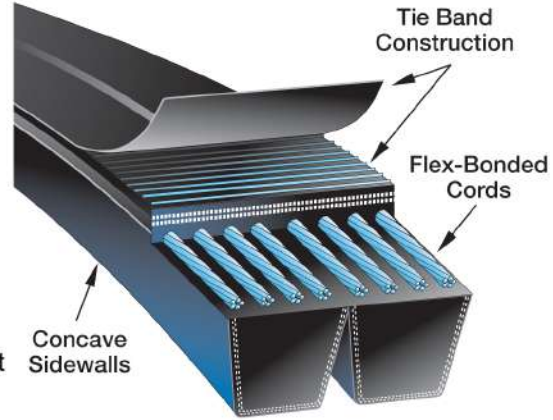
The PowerBand construction allows multiple belts to function as a single unit, with even load distribution and each strand fitting securely in the sheave groove.

Markets/Applications

Recommended for multiple V-belt drives exposed to pulsating or heavy shock loads which can make belts whip, turn over or jump off the drive.

Features/Advantages

- The **Tie Band** assures high lateral rigidity, guiding the belt in a straight line and preventing it from coming off the drive.
- **Concave sidewalls** provide proper cord support and full contact with the sheave-groove for equal loading and uniform wear.
- **Flex-Bonded Cords** are strongly bonded to the body of the belt resulting in equal load distribution and the absorption of bending stress without cord deterioration.
- Meets ARPM/RMA IP-3-2 **oil and heat resistant** standards.
- Meets ARPM/RMA IP-3-3 **static conductivity** requirements.



Size Range/Availability

- **Large Inventory** of standard lengths and widths are readily available. See sizing table for details.
- **Belt Slitters** located onsite at several Gates Service Centers can cut down an existing belt in inventory to the strand width needed.
- **Made-To-Order Belt Lengths** are available in any size from: 3V (45 to 220 inch), 5V (50 to 660 inch) and 8V (100 to 660 inch). Check with Customer Service for minimum order quantity and manufacturing lead time.

Recommended Sheaves
Super HC® Sheaves

Notes

Belt part number is constructed by placing the (#) number of strands required followed by a slash (/) in front of the belt size. For Example, 5/3V800 represents a 3V800 with 5 joined strands.

Belt product number is 8 or 9 digits constructed of product series prefix, number of strands, and belt length. For example, 93855080 represents a "3V" section PowerBand (9385) with 5 strands (5) that is 80.0 inches (080) long.

3V PowerBand Belts are non-notched, raw edge construction for sizes 3V300 through 3V750. Sizes 3V800 and longer are banded (covered) construction.

Product No. Series 9385

3V Section




Size (# = strands)	O.C. (in)	Wt. Per Strand (Lbs.)	Belt Width In Number of Strands												
			2 Strand	3 Strand	4 Strand	5 Strand	6 Strand	7 Strand	8 Strand	9 Strand	10 Strand	11 Strand	12 Strand	13 to 30 Strand Maximum (## = strands)	
			9385-	9385-	9385-	9385-	9385-	9385-	9385-	9385-	9385-	9385-	9385-	9385-	
¹⁴ #/3V300	30.0	.18	2030	3030	4030	5030	6030	7030	8030	9030	10030	11030	12030	##030	
¹⁴ #/3V315	31.5	.20	2031	3031	4031	5031	6031	7031	8031	9031	10031	11031	12031	##031	
¹⁴ #/3V335	33.5	.20	2033	3033	4033	5033	6033	7033	8033	9033	10033	11033	12033	##033	
¹⁴ #/3V355	35.0	.20	2035	3035	4035	5035	6035	7035	8035	9035	10035	11035	12035	##035	
¹⁴ #/3V375	37.5	.22	2037	3037	4037	5037	6037	7037	8037	9037	10037	11037	12037	##037	
¹⁴ #/3V400	40.0	.24	2040	3040	4040	5040	6040	7040	8040	9040	10040	11040	12040	##040	
¹⁴ #/3V425	42.5	.26	2042	3042	4042	5042	6042	7042	8042	9042	10042	11042	12042	##042	
¹⁴ #/3V450	45.0	.28	2045	3045	4045	5045	6045	7045	8045	9045	10045	11045	12045	##045	
¹⁴ #/3V475	47.5	.29	2047	3047	4047	5047	6047	7047	8047	9047	10047	11047	12047	##047	
¹⁴ #/3V500	50.0	.30	2050	3050	4050	5050	6050	7050	8050	9050	10050	11050	12050	##050	
¹⁴ #/3V530	53.0	.33	2053	3053	4053	5053	6053	7053	8053	9053	10053	11053	12053	##053	
¹⁴ #/3V560	56.0	.34	2056	3056	4056	5056	6056	7056	8056	9056	10056	11056	12056	##056	
¹⁴ #/3V600	60.0	.37	2060	3060	4060	5060	6060	7060	8060	9060	10060	11060	12060	##060	

¹⁴ Maximum width 22 strands. Not included in V-80 matching program.

Super HC[®] PowerBand[®] Belts

Product No. Series 9385 (continued)
3V Section (continued)

Size (# = strands)	O.C. (in)	Wt. Per Strand (Lbs.)	Belt Width In Number of Strands												13 to 30 Strand Maximum (## = strands)
			2	3	4	5	6	7	8	9	10	11	12		
			Strand	Strand	Strand	Strand	Strand	Strand	Strand	Strand	Strand	Strand	Strand	Strand	
			9385-	9385-	9385-	9385-	9385-	9385-	9385-	9385-	9385-	9385-	9385-	9385-	
¹⁴ #/3V630	63.0	.40	2063	3063	4063	5063	6063	7063	8063	9063	10063	11063	12063	12063	##063
¹⁴ #/3V670	67.0	.41	2067	3067	4067	5067	6067	7067	8067	9067	10067	11067	12067	12067	##067
¹⁴ #/3V710	71.0	.44	2071	3071	4071	5071	6071	7071	8071	9071	10071	11071	12071	12071	##071
¹⁴ #/3V750	75.0	.46	2075	3075	4075	5075	6075	7075	8075	9075	10075	11075	12075	12075	##075
#/3V800	80.0	.50	2080	3080	4080	5080	6080	7080	8080	9080	10080	11080	12080	12080	##080
#/3V850	85.0	.53	2085	3085	4085	5085	6085	7085	8085	9085	10085	11085	12085	12085	##085
#/3V900	90.0	.56	2090	3090	4090	5090	6090	7090	8090	9090	10090	11090	12090	12090	##090
#/3V950	95.0	.60	2095	3095	4095	5095	6095	7095	8095	9095	10095	11095	12095	12095	##095
#/3V1000	100.0	.63	2100	3100	4100	5100	6100	7100	8100	9100	10100	11100	12100	12100	##100
#/3V1060	106.0	.66	2106	3106	4106	5106	6106	7106	8106	9106	10106	11106	12106	12106	##106
#/3V1120	112.0	.70	2112	3112	4112	5112	6112	7112	8112	9112	10112	11112	12112	12112	##112
#/3V1180	118.0	.74	2118	3118	4118	5118	6118	7118	8118	9118	10118	11118	12118	12118	##118
#/3V1250	125.0	.79	2125	3125	4125	5125	6125	7125	8125	9125	10125	11125	12125	12125	##125
#/3V1320	132.0	.83	2132	3132	4132	5132	6132	7132	8132	9132	10132	11132	12132	12132	##132
#/3V1400	140.0	.88	2140	3140	4140	5140	6140	7140	8140	9140	10140	11140	12140	12140	##140



Product No. Series 9386
5V Section

Size (# = strands)	O.C. (in)	Wt. Per Strand (Lbs.)	Belt Width In Number of Strands												13 to 18 Strand Maximum (## = strands)
			2	3	4	5	6	7	8	9	10	11	12		
			Strand	Strand	Strand	Strand	Strand	Strand	Strand	Strand	Strand	Strand	Strand	Strand	
			9386-	9386-	9386-	9386-	9386-	9386-	9386-	9386-	9386-	9386-	9386-	9386-	
¹⁵ #/5V500	50.0	.70	2050	3050	4050	5050	6050	7050	8050	9050	10050	11050	12050	12050	##050
¹⁵ #/5V530	53.0	.80	2053	3053	4053	5053	6053	7053	8053	9053	10053	11053	12053	12053	##053
¹⁵ #/5V560	56.0	.86	2056	3056	4056	5056	6056	7056	8056	9056	10056	11056	12056	12056	##056
¹⁵ #/5V600	60.0	.96	2060	3060	4060	5060	6060	7060	8060	9060	10060	11060	12060	12060	##060
¹⁵ #/5V630	63.0	1.00	2063	3063	4063	5063	6063	7063	8063	9063	10063	11063	12063	12063	##063
#/5V670	67.0	1.04	2067	3067	4067	5067	6067	7067	8067	9067	10067	11067	12067	12067	##067
#/5V710	71.0	1.18	2071	3071	4071	5071	6071	7071	8071	9071	10071	11071	12071	12071	##071
#/5V750	75.0	1.18	2075	3075	4075	5075	6075	7075	8075	9075	10075	11075	12075	12075	##075
#/5V800	80.0	1.25	2080	3080	4080	5080	6080	7080	8080	9080	10080	11080	12080	12080	##080
#/5V850	85.0	1.36	2085	3085	4085	5085	6085	7085	8085	9085	10085	11085	12085	12085	##085
#/5V900	90.0	1.39	2090	3090	4090	5090	6090	7090	8090	9090	10090	11090	12090	12090	##090
#/5V950	95.0	1.50	2095	3095	4095	5095	6095	7095	8095	9095	10095	11095	12095	12095	##095
#/5V1000	100.0	1.57	2100	3100	4100	5100	6100	7100	8100	9100	10100	11100	12100	12100	##100
#/5V1060	106.0	1.71	2106	3106	4106	5106	6106	7106	8106	9106	10106	11106	12106	12106	##106
#/5V1120	112.0	1.79	2112	3112	4112	5112	6112	7112	8112	9112	10112	11112	12112	12112	##112
#/5V1180	118.0	1.86	2118	3118	4118	5118	6118	7118	8118	9118	10118	11118	12118	12118	##118
#/5V1200	120.0	1.90	2120	3120	4120	5120	6120	7120	8120	9120	10120	11120	12120	12120	##120
#/5V1210	121.0	1.92	2121	3121	4121	5121	6121	7121	8121	9121	10121	11121	12121	12121	##121
#/5V1250	125.0	2.00	2125	3125	4125	5125	6125	7125	8125	9125	10125	11125	12125	12125	##125
#/5V1320	132.0	2.11	2132	3132	4132	5132	6132	7132	8132	9132	10132	11132	12132	12132	##132
#/5V1400	140.0	2.25	2140	3140	4140	5140	6140	7140	8140	9140	10140	11140	12140	12140	##140
#/5V1500	150.0	2.39	2150	3150	4150	5150	6150	7150	8150	9150	10150	11150	12150	12150	##150
#/5V1600	160.0	2.57	2160	3160	4160	5160	6160	7160	8160	9160	10160	11160	12160	12160	##160
#/5V1700	170.0	2.75	2170	3170	4170	5170	6170	7170	8170	9170	10170	11170	12170	12170	##170
#/5V1800	180.0	2.89	2180	3180	4180	5180	6180	7180	8180	9180	10180	11180	12180	12180	##180
#/5V1900	190.0	3.07	2190	3190	4190	5190	6190	7190	8190	9190	10190	11190	12190	12190	##190
#/5V2000	200.0	3.25	2200	3200	4200	5200	6200	7200	8200	9200	10200	11200	12200	12200	##200
#/5V2120	212.0	3.46	2212	3212	4212	5212	6212	7212	8212	9212	10212	11212	12212	12212	##212
#/5V2240	224.0	3.68	2224	3224	4224	5224	6224	7224	8224	9224	10224	11224	12224	12224	##224
#/5V2360	236.0	3.89	2236	3236	4236	5236	6236	7236	8236	9236	10236	11236	12236	12236	##236


¹⁴ Maximum width 22 strands. Not included in V-80 matching program.
¹⁵ Not included in V-80 matching program.

Super HC[®] PowerBand[®] Belts

Product No. Series 9386 (continued)

5V Section (continued)

Size (# = strands)	O.C. (in)	Wt. Per Strand (Lbs.)	Belt Width In Number of Strands											
			2 Strand	3 Strand	4 Strand	5 Strand	6 Strand	7 Strand	8 Strand	9 Strand	10 Strand	11 Strand	12 Strand	13 to 18 Strand Maximum (## = strands)
			9386-	9386-	9386-	9386-	9386-	9386-	9386-	9386-	9386-	9386-	9386-	9386-
#/5V2500	250.0	4.07	2250	3250	4250	5250	6250	7250	8250	9250	10250	11250	12250	##250
#/5V2650	265.0	4.32	2265	3265	4265	5265	6265	7265	8265	9265	10265	11265	12265	##265
#/5V2800	280.0	4.57	2280	3280	4280	5280	6280	7280	8280	9280	10280	11280	12280	##280
#/5V3000	300.0	4.89	2300	3300	4300	5300	6300	7300	8300	9300	10300	11300	12300	##300
#/5V3150	315.0	5.18	2315	3315	4315	5315	6315	7315	8315	9315	10315	11315	12315	##315
#/5V3350	335.0	5.50	2335	3335	4335	5335	6335	7335	8335	9335	10335	11335	12335	##335
#/5V3550	355.0	5.79	2355	3355	4355	5355	6355	7355	8355	9355	10355	11355	12355	##355



Product No. Series 9387

8V Section

Size (# = strands)	O.C. (in)	Wt. Per Strand (Lbs.)	Belt Width In Number of Strands											
			2 Strand	3 Strand	4 Strand	5 Strand	6 Strand	7 Strand	8 Strand	9 Strand	10 Strand	11 Strand	12 Strand	
			9387-	9387-	9387-	9387-	9387-	9387-	9387-	9387-	9387-	9387-	9387-	9387-
#/8V1000	100.0	3.90	2100	3100	4100	5100	6100	7100	8100	9100	10100	11100	12100	
#/8V1060	106.0	4.15	2106	3106	4106	5106	6106	7106	8106	9106	10106	11106	12106	
#/8V1120	112.0	4.42	2112	3112	4112	5112	6112	7112	8112	9112	10112	11112	12112	
#/8V1180	118.0	4.67	2118	3118	4118	5118	6118	7118	8118	9118	10118	11118	12118	
#/8V1250	125.0	5.00	2125	3125	4125	5125	6125	7125	8125	9125	10125	11125	12125	
#/8V1320	132.0	5.25	2132	3132	4132	5132	6132	7132	8132	9132	10132	11132	12132	
#/8V1400	140.0	5.58	2140	3140	4140	5140	6140	7140	8140	9140	10140	11140	12140	
#/8V1500	150.0	6.00	2150	3150	4150	5150	6150	7150	8150	9150	10150	11150	12150	
#/8V1600	160.0	6.33	2160	3160	4160	5160	6160	7160	8160	9160	10160	11160	12160	
#/8V1700	170.0	6.75	2170	3170	4170	5170	6170	7170	8170	9170	10170	11170	12170	
#/8V1800	180.0	7.25	2180	3180	4180	5180	6180	7180	8180	9180	10180	11180	12180	
#/8V1900	190.0	7.67	2190	3190	4190	5190	6190	7190	8190	9190	10190	11190	12190	
#/8V2000	200.0	8.00	2200	3200	4200	5200	6200	7200	8200	9200	10200	11200	12200	
#/8V2120	212.0	8.50	2212	3212	4212	5212	6212	7212	8212	9212	10212	11212	12212	
#/8V2240	224.0	9.00	2224	3224	4224	5224	6224	7224	8224	9224	10224	11224	12224	
#/8V2360	236.0	9.42	2236	3236	4236	5236	6236	7236	8236	9236	10236	11236	12236	
#/8V2500	250.0	10.00	2250	3250	4250	5250	6250	7250	8250	9250	10250	11250	12250	
#/8V2650	265.0	10.58	2265	3265	4265	5265	6265	7265	8265	9265	10265	11265	12265	
#/8V2800	280.0	11.33	2280	3280	4280	5280	6280	7280	8280	9280	10280	11280	12280	
#/8V3000	300.0	12.08	2300	3300	4300	5300	6300	7300	8300	9300	10300	11300	12300	
#/8V3150	315.0	12.75	2315	3315	4315	5315	6315	7315	8315	9315	10315	11315	12315	
#/8V3350	335.0	13.58	2335	3335	4335	5335	6335	7335	8335	9335	10335	11335	12335	
#/8V3550	355.0	14.33	2355	3355	4355	5355	6355	7355	8355	9355	10355	11355	12355	
#/8V3750	375.0	15.08	2375	3375	4375	5375	6375	7375	8375	9375	10375	11375	12375	
#/8V4000	400.0	16.08	2400	3400	4400	5400	6400	7400	8400	9400	10400	11400	12400	
#/8V4250	425.0	17.08	2425	3425	4425	5425	6425	7425	8425	9425	10425	11425	12425	
#/8V4500	450.0	18.08	2450	3450	4450	5450	6450	7450	8450	9450	10450	11450	12450	
#/8V4750	475.0	19.17	2475	3475	4475	5475	6475	7475	8475	9475	10475	11475	12475	
#/8V5000	500.0	20.17	2500	3500	4500	5500	6500	7500	8500	9500	10500	11500	12500	
#/8V5600	560.0	22.75	2560	3560	4560	5560	6560	7560	8560	9560	10560	11560	12560	
#/8V6000	600.0	24.42	2600	3600	4600	5600	6600	7600	8600	9600	10600	11600	12600	

Super HC[®] Molded Notch PowerBand[®] Belts

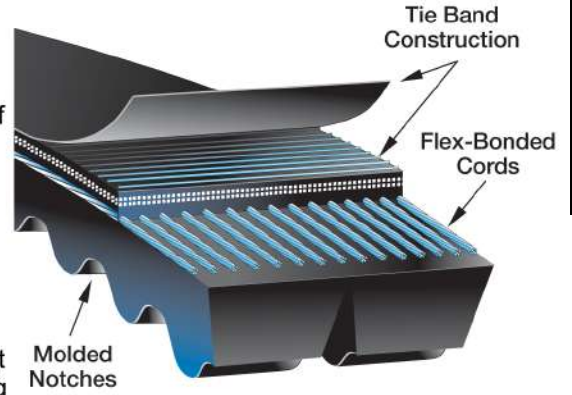
The PowerBand construction allows multiple belts to function as a single unit, with even load distribution and each strand fitting securely in the sheave groove.

Markets/Applications

Recommended for multiple V-belt drives exposed to pulsating or heavy shock loads which can make belts whip, turn over or jump off the drive.

Features/Advantages

- The **Tie Band** assures high lateral rigidity, guiding the belt in a straight line and preventing it from coming off the drive.
- **Notches molded** into the belt during manufacturing increase flexibility, making this belt well suited for drives with smaller diameter sheaves.
- **Flex-Bonded Cords** are strongly bonded to the body of the belt resulting in equal load distribution and the absorption of bending stress without cord deterioration.
- **Patented Ethylene Material** construction provides -60°F to +250°F temperature range to resist belt cracking.
- Meets ARPM/RMA IP-3-2 **oil and heat resistant** standards.
- Meets ARPM/RMA IP-3-3 **static conductivity** requirements.



Size Range/Availability

- **Large Inventory** of standard lengths and widths are readily available. See sizing table for details.
- **Belt Slitters** located onsite at several Gates Service Centers can cut down an existing belt in inventory to the strand width needed.

Recommended Sheaves
Super HC[®] Sheaves

Notes

Belt part number is constructed by placing the (#) number of strands required followed by a slash (/) in front of the belt size. For Example, 5/3VX800 represents a 3VX800 with 5 joined strands.

Belt product number is 8 or 9 digits constructed of product series prefix, number of strands, and belt length. For example, 93885080 represents a "3VX" section PowerBand (9388) with 5 strands (5) that is 80.0 inches (080) long.

Product No. Series 9388 3VX Section



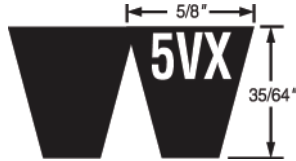
Size (# = strands)	O.C. (in)	Wt. Per Strand (Lbs.)	Belt Width In Number of Strands													
			2 Strand	3 Strand	4 Strand	5 Strand	6 Strand	7 Strand	8 Strand	9 Strand	10 Strand	11 Strand	12 Strand	13 to 22 Strand Maximum (## = strands)		
			9388-	9388-	9388-	9388-	9388-	9388-	9388-	9388-	9388-	9388-	9388-	9388-		
#/3VX250	25.0	.10	2025	3025	4025	5025										
#/3VX265	26.5	.14	2026	3026	4026	5026										
#/3VX280	28.0	.16	2028	3028	4028	5028										
#/3VX300	30.0	.18	2030	3030	4030	5030	6030	7030	8030	9030	10030	11030	12030		##030	
#/3VX315	31.5	.20	2031	3031	4031	5031	6031	7031	8031	9031	10031	11031	12031		##031	
#/3VX335	33.5	.20	2033	3033	4033	5033	6033	7033	8033	9033	10033	11033	12033		##033	
#/3VX355	35.5	.20	2035	3035	4035	5035	6035	7035	8035	9035	10035	11035	12035		##035	
#/3VX375	37.5	.22	2037	3037	4037	5037	6037	7037	8037	9037	10037	11037	12037		##037	
#/3VX400	40.0	.24	2040	3040	4040	5040	6040	7040	8040	9040	10040	11040	12040		##040	
#/3VX425	42.5	.26	2042	3042	4042	5042	6042	7042	8042	9042	10042	11042	12042		##042	
#/3VX450	45.0	.28	2045	3045	4045	5045	6045	7045	8045	9045	10045	11045	12045		##045	
#/3VX475	47.5	.29	2047	3047	4047	5047	6047	7047	8047	9047	10047	11047	12047		##047	
#/3VX500	50.0	.30	2050	3050	4050	5050	6050	7050	8050	9050	10050	11050	12050		##050	
#/3VX530	53.0	.33	2053	3053	4053	5053	6053	7053	8053	9053	10053	11053	12053		##053	
#/3VX560	56.0	.34	2056	3056	4056	5056	6056	7056	8056	9056	10056	11056	12056		##056	

Super HC[®] Molded Notch PowerBand[®] Belts

Product No. Series 9388 (continued)

3VX Section (continued)

Size (# = strands)	O.C. (in)	Wt. Per Strand (Lbs.)	Belt Width In Number of Strands												
			2 Strand	3 Strand	4 Strand	5 Strand	6 Strand	7 Strand	8 Strand	9 Strand	10 Strand	11 Strand	12 Strand	13 to 22 Strand Maximum (## = strands)	
			9388-	9388-	9388-	9388-	9388-	9388-	9388-	9388-	9388-	9388-	9388-	9388-	
#/3VX600	60.0	.37	2060	3060	4060	5060	6060	7060	8060	9060	10060	11060	12060	##060	
#/3VX630	63.0	.40	2063	3063	4063	5063	6063	7063	8063	9063	10063	11063	12063	##063	
#/3VX670	67.0	.41	2067	3067	4067	5067	6067	7067	8067	9067	10067	11067	12067	##067	
#/3VX710	71.0	.44	2071	3071	4071	5071	6071	7071	8071	9071	10071	11071	12071	##071	
#/3VX750	75.0	.46	2075	3075	4075	5075	6075	7075	8075	9075	10075	11075	12075	##075	
#/3VX800	80.0	.50	2080	3080	4080	5080	6080	7080	8080	9080	10080	11080	12080	##080	
#/3VX820	82.0	.51	2082	3082	4082	5082	6082	7082	8082	9082	10082	11082	12082	##082	
#/3VX850	85.0	.53	2085	3085	4085	5085	6085	7085	8085	9085	10085	11085	12085	##085	
#/3VX900	90.0	.56	2090	3090	4090	5090	6090	7090	8090	9090	10090	11090	12090	##090	
#/3VX950	95.0	.60	2095	3095	4095	5095	6095	7095	8095	9095	10095	11095	12095	##095	
#/3VX1000	100.0	.63	2100	3100	4100	5100	6100	7100	8100	9100	10100	11100	12100	##100	
#/3VX1060	106.0	.66	2106	3106	4106	5106	6106	7106	8106	9106	10106	11106	12106	##106	
#/3VX1120	112.0	.70	2112	3112	4112	5112	6112	7112	8112	9112	10112	11112	12112	##112	
#/3VX1180	118.0	.74	2118	3118	4118	5118	6118	7118	8118	9118	10118	11118	12118	##118	
#/3VX1250	125.0	.79	2125	3125	4125	5125	6125	7125	8125	9125	10125	11125	12125	##125	
#/3VX1320	132.0	.83	2132	3132	4132	5132	6132	7132	8132	9132	10132	11132	12132	##132	
#/3VX1400	140.0	.88	2140	3140	4140	5140	6140	7140	8140	9140	10140	11140	12140	##140	



Product No. Series 9389

5VX Section

Size (# = strands)	O.C. (in)	Wt. Per Strand (Lbs.)	Belt Width In Number of Strands												
			2 Strand	3 Strand	4 Strand	5 Strand	6 Strand	7 Strand	8 Strand	9 Strand	10 Strand	11 Strand	12 Strand	13 Strand	
			9389-	9389-	9389-	9389-	9389-	9389-	9389-	9389-	9389-	9389-	9389-	9389-	
#/5VX500	50.0	.70	2050	3050	4050	5050	6050	7050	8050	9050	10050	11050	12050	13050	
#/5VX530	53.0	.80	2053	3053	4053	5053	6053	7053	8053	9053	10053	11053	12053	13053	
#/5VX560	56.0	.86	2056	3056	4056	5056	6056	7056	8056	9056	10056	11056	12056	13056	
#/5VX600	60.0	.96	2060	3060	4060	5060	6060	7060	8060	9060	10060	11060	12060	13060	
#/5VX630	63.0	1.00	2063	3063	4063	5063	6063	7063	8063	9063	10063	11063	12063	13063	
#/5VX670	67.0	1.04	2067	3067	4067	5067	6067	7067	8067	9067	10067	11067	12067	13067	
#/5VX710	71.0	1.18	2071	3071	4071	5071	6071	7071	8071	9071	10071	11071	12071	13071	
#/5VX750	75.0	1.21	2075	3075	4075	5075	6075	7075	8075	9075	10075	11075	12075	13075	
#/5VX800	80.0	1.25	2080	3080	4080	5080	6080	7080	8080	9080	10080	11080	12080	13080	
#/5VX850	85.0	1.36	2085	3085	4085	5085	6085	7085	8085	9085	10085	11085	12085	13085	
#/5VX900	90.0	1.39	2090	3090	4090	5090	6090	7090	8090	9090	10090	11090	12090	13090	
#/5VX950	95.0	1.50	2095	3095	4095	5095	6095	7095	8095	9095	10095	11095	12095	13095	
#/5VX1000	100.0	1.57	2100	3100	4100	5100	6100	7100	8100	9100	10100	11100	12100	13100	
#/5VX1060	106.0	1.71	2106	3106	4106	5106	6106	7106	8106	9106	10106	11106	12106	13106	
#/5VX1120	112.0	1.79	2112	3112	4112	5112	6112	7112	8112	9112	10112	11112	12112	13112	
#/5VX1180	118.0	1.86	2118	3118	4118	5118	6118	7118	8118	9118	10118	11118	12118	13118	
#/5VX1250	125.0	2.00	2125	3125	4125	5125	6125	7125	8125	9125	10125	11125	12125	13125	
#/5VX1320	132.0	2.11	2132	3132	4132	5132	6132	7132	8132	9132	10132	11132	12132	13132	
#/5VX1400	140.0	2.25	2140	3140	4140	5140	6140	7140	8140	9140	10140	11140	12140	13140	
#/5VX1500	150.0	2.39	2150	3150	4150	5150	6150	7150	8150	9150	10150	11150	12150	13150	
#/5VX1600	160.0	2.57	2160	3160	4160	5160	6160	7160	8160	9160	10160	11160	12160	13160	
#/5VX1700	170.0	2.75	2170	3170	4170	5170	6170	7170	8170	9170	10170	11170	12170	13170	
#/5VX1800	180.0	2.89	2180	3180	4180	5180	6180	7180	8180	9180	10180	11180	12180	13180	
#/5VX1900	190.0	3.07	2190	3190	4190	5190	6190	7190	8190	9190	10190	11190	12190	13190	
#/5VX2000	200.0	3.25	2200	3200	4200	5200	6200	7200	8200	9200	10200	11200	12200	13200	

Predator® Single Belts

Specifically designed for aggressive applications, this extra heavy-duty belt construction provides extraordinary high impact strength, capacity, and wear resistance.

Markets/Applications

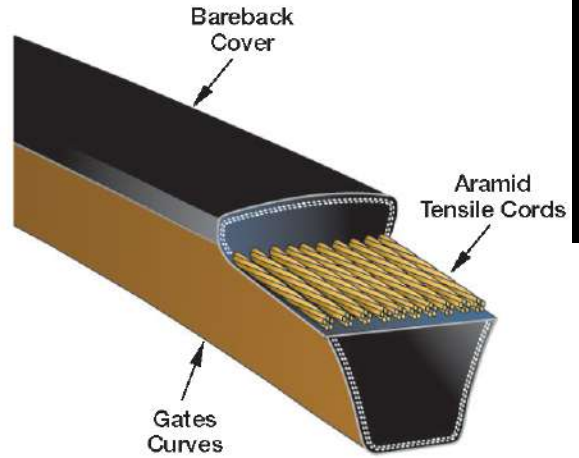
Predator belts are well suited as replacement belts for applications exposed to pulsating loads or heavy shock loads, such as mining, agriculture, wood processing, oil field equipment, heavy construction and sand/gravel operations.

Features/Advantages

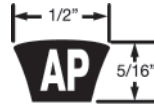
- **Aramid Tensile Cords** combine limited stretch with extraordinary strength and durability that is pound-for-pound stronger than steel.
- **Bareback Cover** resists debris and allows the belt to slip under extreme shock load conditions, reducing heat buildup and prolonging belt life.
- **Gates Curves** provide proper cord support and full contact with the sheave-groove for equal loading, uniform wear, and increased belt life.
- Meets ARPM/RMA IP-3-2 **oil and heat resistant** standards.

Notes

Predator belts do not meet RMA requirements for belt static conductivity. When application requires Predator belt sets, request belts with same group/match number.



Product No. Series 9185



AP Section

Part No.	Product No.	O.C. (in)	Weight (Lbs.)	Part No.	Product No.	O.C. (in)	Weight (Lbs.)	Part No.	Product No.	O.C. (in)	Weight (Lbs.)
AP31	9185-0031	33.0	.24	AP50	9185-0050	52.0	.38	AP63	9185-0063	65.0	.48
AP33	9185-0033	35.0	.26	AP51	9185-0051	53.0	.39	AP64	9185-0064	66.0	.48
AP35	9185-0035	37.0	.27	AP52	9185-0052	54.0	.40	AP66	9185-0066	68.0	.50
AP38	9185-0038	40.0	.29	AP53	9185-0053	55.0	.40	AP68	9185-0068	70.0	.51
AP40	9185-0040	42.0	.31	AP54	9185-0054	56.0	.41	AP70	9185-0070	72.0	.53
AP42	9185-0042	44.0	.32	AP55	9185-0055	57.0	.42	AP71	9185-0071	73.0	.54
AP43	9185-0043	45.0	.33	AP56	9185-0056	58.0	.43	AP85	9185-0085	87.0	.64
AP44	9185-0044	46.0	.34	AP58	9185-0058	60.0	.44	AP87	9185-0087	89.0	.65
AP45	9185-0045	47.0	.35	AP59	9185-0059	61.0	.45	AP90	9185-0090	92.0	.68
AP46	9185-0046	48.0	.35	AP60	9185-0060	62.0	.46	AP91	9185-0091	93.0	.69
AP47	9185-0047	49.0	.36	AP61	9185-0061	63.0	.46				
AP48	9185-0048	50.0	.37	AP62	9185-0062	64.0	.47				

Product No. Series 9186



BP Section

Part No.	Product No.	O.C. (in)	Weight (Lbs.)	Part No.	Product No.	O.C. (in)	Weight (Lbs.)	Part No.	Product No.	O.C. (in)	Weight (Lbs.)
BP32	9186-0032	35.0	.39	BP56	9186-0056	59.0	.66	BP71	9186-0071	74.0	.83
BP38	9186-0038	41.0	.46	BP57	9186-0057	60.0	.67	BP75	9186-0075	78.0	.87
BP40	9186-0040	43.0	.48	BP58	9186-0058	61.0	.68	BP78	9186-0078	81.0	.91
BP42	9186-0042	45.0	.50	BP59	9186-0059	62.0	.69	BP80	9186-0080	83.0	.93
BP44	9186-0044	47.0	.53	BP60	9186-0060	63.0	.71	BP81	9186-0081	84.0	.94
BP46	9186-0046	49.0	.55	BP61	9186-0061	64.0	.72	BP83	9186-0083	86.0	.96
BP48	9186-0048	51.0	.57	BP62	9186-0062	65.0	.73	BP85	9186-0085	88.0	.99
BP50	9186-0050	53.0	.59	BP63	9186-0063	66.0	.74	BP90	9186-0090	93.0	1.04
BP51	9186-0051	54.0	.61	BP64	9186-0064	67.0	.75	BP93	9186-0093	96.0	1.08
BP52	9186-0052	55.0	.62	BP65	9186-0065	68.0	.76	BP95	9186-0095	98.0	1.10
BP53	9186-0053	56.0	.63	BP66	9186-0066	69.0	.77	BP97	9186-0097	100.0	1.12
BP54	9186-0054	57.0	.64	BP68	9186-0068	71.0	.80	BP100	9186-0100	103.0	1.15
BP55	9186-0055	58.0	.65	BP70	9186-0070	73.0	.82	BP103	9186-0103	106.0	1.19

Predator® Single Belts

HEAVY DUTY V-BELTS


Product No. Series 9186 (continued)

BP Section (continued)

Part No.	Product No.	O.C. (in)	Weight (Lbs.)
BP105	9186-0105	108.0	1.21
BP108	9186-0108	111.0	1.24
BP112	9186-0112	115.0	1.29
BP120	9186-0120	123.0	1.38

Part No.	Product No.	O.C. (in)	Weight (Lbs.)
BP124	9186-0124	127.0	1.42
BP128	9186-0128	131.0	1.47
BP136	9186-0136	139.0	1.56
BP144	9186-0144	147.0	1.65

Part No.	Product No.	O.C. (in)	Weight (Lbs.)
BP158	9186-0158	161.0	1.80
BP173	9186-0173	176.0	1.97
BP195	9186-0195	198.0	2.22



Product No. Series 9187

CP Section

Part No.	Product No.	O.C. (in)	Weight (Lbs.)
CP85	9187-0085	89.0	1.86
CP90	9187-0090	94.0	1.96
CP96	9187-0096	100.0	2.09
CP99	9187-0099	103.0	2.15
CP100	9187-0100	104.0	2.17
CP105	9187-0105	109.0	2.27

Part No.	Product No.	O.C. (in)	Weight (Lbs.)
CP112	9187-0112	116.0	2.42
CP120	9187-0120	124.0	2.59
CP128	9187-0128	132.0	2.75
CP136	9187-0136	140.0	2.92
CP144	9187-0144	148.0	3.09
CP158	9187-0158	162.0	3.38

Part No.	Product No.	O.C. (in)	Weight (Lbs.)
CP162	9187-0162	166.0	3.46
CP173	9187-0173	177.0	3.69
CP180	9187-0180	184.0	3.84
CP195	9187-0195	199.0	4.15
CP240	9187-0240	242.0	5.05



Product No. Series 9188

5VP Section

Part No.	Product No.	O.C. (in)	Weight (Lbs.)
5VP800	9188-0080	80.0	1.02
5VP850	9188-0085	85.0	1.08
5VP900	9188-0090	90.0	1.15
5VP950	9188-0095	95.0	1.21
5VP1000	9188-0100	100.0	1.28
5VP1060	9188-0106	106.0	1.35
5VP1120	9188-0112	112.0	1.43
5VP1180	9188-0118	118.0	1.50
5VP1250	9188-0125	125.0	1.59

Part No.	Product No.	O.C. (in)	Weight (Lbs.)
5VP1320	9188-0132	132.0	1.68
5VP1400	9188-0140	140.0	1.79
5VP1500	9188-0150	150.0	1.91
5VP1600	9188-0160	160.0	2.04
5VP1700	9188-0170	170.0	2.17
5VP1800	9188-0180	180.0	2.30
5VP1900	9188-0190	190.0	2.42
5VP2000	9188-0200	200.0	2.55
5VP2120	9188-0212	212.0	2.70

Part No.	Product No.	O.C. (in)	Weight (Lbs.)
5VP2240	9188-0224	224.0	2.86
5VP2360	9188-0236	236.0	3.01
5VP2500	9188-0250	250.0	3.19
5VP2650	9188-0265	265.0	3.38
5VP2800	9188-0280	280.0	3.57
5VP3000	9188-0300	300.0	3.83
5VP3150	9188-0315	315.0	4.02
5VP3350	9188-0335	335.0	4.27
5VP3550	9188-0355	355.0	4.53



Product No. Series 9189

8VP Section

Part No.	Product No.	O.C. (in)	Weight (Lbs.)
8VP1600	9189-0160	160.0	5.29
8VP1700	9189-0170	170.0	5.62
8VP1800	9189-0180	180.0	5.95
8VP1900	9189-0190	190.0	6.28
8VP2000	9189-0200	200.0	6.61

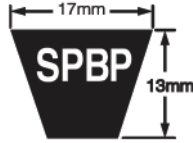
Part No.	Product No.	O.C. (in)	Weight (Lbs.)
8VP2120	9189-0212	212.0	7.00
8VP2240	9189-0224	224.0	7.40
8VP2360	9189-0236	236.0	7.80
8VP2500	9189-0250	250.0	8.26
8VP2650	9189-0265	265.0	8.75

Part No.	Product No.	O.C. (in)	Weight (Lbs.)
8VP2800	9189-0280	280.0	9.25
8VP3000	9189-0300	300.0	9.91
8VP3150	9189-0315	315.0	10.41
8VP3350	9189-0335	335.0	11.07
8VP3550	9189-0355	355.0	11.73

Predator® Single Belts

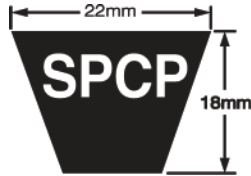
HEAVY DUTY V-BELTS

Product No. Series 9190



SPBP Section

Part No.	Product No.	Pitch Length (mm)	Weight (Lbs.)	Part No.	Product No.	Pitch Length (mm)	Weight (Lbs.)	Part No.	Product No.	Pitch Length (mm)	Weight (Lbs.)
SPB1260P	9190-01260	1260	.66	SPB2650P	9190-02650	2650	1.40	SPB5000P	9190-05000	5000	2.64
SPB1500P	9190-01500	1500	.79	SPB2800P	9190-02800	2800	1.48	SPB5300P	9190-05300	5300	2.79
SPB1600P	9190-01600	1600	.84	SPB3000P	9190-03000	3000	1.58	SPB5600P	9190-05600	5600	2.95
SPB1700P	9190-01700	1700	.90	SPB3150P	9190-03150	3150	1.66	SPB6000P	9190-06000	6000	3.16
SPB1800P	9190-01800	1800	.95	SPB3350P	9190-03350	3350	1.77	SPB6300P	9190-06300	6300	3.32
SPB1900P	9190-01900	1900	1.00	SPB3550P	9190-03550	3550	1.87	SPB6700P	9190-06700	6700	3.53
SPB2000P	9190-02000	2000	1.05	SPB3750P	9190-03750	3750	1.98	SPB7100P	9190-07100	7100	3.74
SPB2120P	9190-02120	2120	1.12	SPB4000P	9190-04000	4000	2.11	SPB7500P	9190-07500	7500	3.96
SPB2240P	9190-02240	2240	1.18	SPB4250P	9190-04250	4250	2.24	SPB8000P	9190-08000	8000	4.22
SPB2360P	9190-02360	2360	1.24	SPB4500P	9190-04500	4500	2.37				
SPB2500P	9190-02500	2500	1.32	SPB4750P	9190-04750	4750	2.50				



Product No. Series 9191

SPCP Section

Part No.	Product No.	Pitch Length (mm)	Weight (Lbs.)	Part No.	Product No.	Pitch Length (mm)	Weight (Lbs.)	Part No.	Product No.	Pitch Length (mm)	Weight (Lbs.)
SPC2000P	9191-02000	2000	1.91	SPC3350P	9191-03350	3350	3.20	SPC5600P	9191-05600	5600	5.35
SPC2120P	9191-02120	2120	2.03	SPC3550P	9191-03550	3550	3.39	SPC6000P	9191-06000	6000	5.73
SPC2240P	9191-02240	2240	2.14	SPC3750P	9191-03750	3750	3.58	SPC6300P	9191-06300	6300	6.02
SPC2360P	9191-02360	2360	2.26	SPC4000P	9191-04000	4000	3.82	SPC6700P	9191-06700	6700	6.40
SPC2500P	9191-02500	2500	2.39	SPC4250P	9191-04250	4250	4.06	SPC7100P	9191-07100	7100	6.79
SPC2650P	9191-02650	2650	2.53	SPC4500P	9191-04500	4500	4.30	SPC7500P	9191-07500	7500	7.17
SPC2800P	9191-02800	2800	2.68	SPC4750P	9191-04750	4750	4.54	SPC8000P	9191-08000	8000	7.65
SPC3000P	9191-03000	3000	2.87	SPC5000P	9191-05000	5000	4.78	SPC8500P	9191-08500	8500	8.12
SPC3150P	9191-03150	3150	3.01	SPC5300P	9191-05300	5300	5.07	SPC9000P	9191-09000	9000	8.60

Predator® PowerBand® Belts

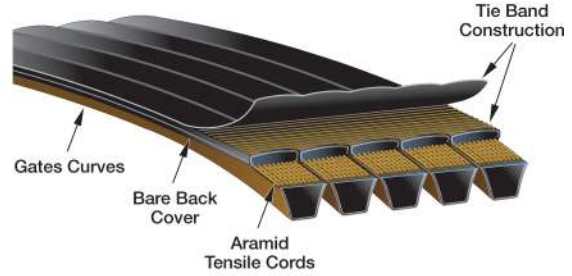
Specifically designed for aggressive applications, this extra heavy-duty belt construction provides extraordinary high impact strength, capacity, and wear resistance.

Markets/Applications

Predator belts are well suited as replacement belts for applications exposed to pulsating loads or heavy shock loads, such as mining, agriculture, wood processing, oil field equipment, heavy construction and sand/gravel operations.

Features/Advantages

- **Aramid Tensile Cords** combine limited stretch with extraordinary strength and durability that is pound-for-pound stronger than steel.
- **Bareback Cover** resists debris and allows the belt to slip under extreme shock load conditions, reducing heat buildup and prolonging belt life.
- Multiple layer **Tie Band** provides excellent lateral rigidity to prevent belts from turning over or from coming off of the drive.
- **Gates Curves** provide proper cord support and full contact with the sheave-groove for equal loading, uniform wear, and increased belt life.
- Meets ARPM/RMA IP-3-2 **oil and heat resistant** standards.



Size Range/Availability

- **Large Inventory** of standard lengths and widths are readily available. See sizing table for details.
- **Belt Slitters** located onsite at several Gates Service Centers can cut down an existing belt in inventory to the strand width needed.
- **Made-To-Order Belt Lengths** are available in any size from: CP (80 to 400 inch), 3VP (45 to 220 inch), 5VP (50 to 660 inch) and 8VP (100 to 660 inch). Check with Customer Service for minimum order quantity and manufacturing lead time.

Recommended Sheaves

Super HC® Sheaves as recommended by DesignFlex® Pro drive analysis.

Notes

When application requires Predator PowerBand belt sets, request same group/match number. Predator belts do not meet RMA requirements for belt static conductivity.

Belt part number is constructed by placing the (#) number of strands required followed by a slash (/) in front of the belt size. For Example, 5/3VP800 represents a 3VP800 with 5 joined strands.

Belt product number is 8 or 9 digits constructed of product series prefix, number of strands, and belt length. For example, 91805080 represents a "3VP" section PowerBand (9180) with 5 strands (5) that is 80.0 inches (080) long.



Product No. Series 9184

CP Section

Size (# = strands)	O.C. (in)	Wt. Per Strand (Lbs.)	Belt Width In Number of Strands										
			2 Strand	3 Strand	4 Strand	5 Strand	6 Strand	7 Strand	8 Strand	9 Strand	10 Strand	11 Strand	12 Strand
			9184-	9184-	9184-	9184-	9184-	9184-	9184-	9184-	9184-	9184-	9184-
#/CP81	85.0	1.86	2081	3081	4081	5081	6081	7081	8081	9081	10081	11081	12081
#/CP85	89.0	1.95	2085	3085	4085	5085	6085	7085	8085	9085	10085	11085	12085
#/CP90	94.0	2.06	2090	3090	4090	5090	6090	7090	8090	9090	10090	11090	12090
#/CP99	103.0	2.26	2099	3099	4099	5099	6099	7099	8099	9099	10099	11099	12099
#/CP112	116.0	2.54	2112	3112	4112	5112	6112	7112	8112	9112	10112	11112	12112
#/CP120	124.0	2.72	2120	3120	4120	5120	6120	7120	8120	9120	10120	11120	12120
#/CP158	162.0	3.55	2158	3158	4158	5158	6158	7158	8158	9158	10158	11158	12158
#/CP195	199.0	4.36	2195	3195	4195	5195	6195	7195	8195	9195	10195	11195	12195
#/CP225	227.0	4.97	2225	3225	4225	5225	6225	7225	8225	9225	10225	11225	12225
#/CP240	242.0	5.30	2240	3240	4240	5240	6240	7240	8240	9240	10240	11240	12240
#/CP255	257.0	5.63	2255	3255	4255	5255	6255	7255	8255	9255	10255	11255	12255

Predator® PowerBand® Belts

Product No. Series 9184 (continued)
CP Section (continued)

Size (# = strands)	O.C. (in)	Wt. Per Strand (Lbs.)	Belt Width In Number of Strands										
			2 Strand	3 Strand	4 Strand	5 Strand	6 Strand	7 Strand	8 Strand	9 Strand	10 Strand	11 Strand	12 Strand
			9184-	9184-	9184-	9184-	9184-	9184-	9184-	9184-	9184-	9184-	9184-
#/CP300	302.0	6.62	2300	3300	4300	5300	6300	7300	8300	9300	10300	11300	12300
#/CP330	332.0	7.27	2330	3330	4330	5330	6330	7330	8330	9330	10330	11330	12330
#/CP345	347.0	7.60	2345	3345	4345	5345	6345	7345	8345	9345	10345	11345	12345
#/CP360	362.0	7.93	2360	3360	4360	5360	6360	7360	8360	9360	10360	11360	12360

HEAVY DUTY V-BELTS

Product No. Series 9180
3VP Section



Size (# = strands)	O.C. (in)	Wt. Per Strand (Lbs.)	Belt Width In Number of Strands									
			2 Strand	3 Strand	4 Strand	5 Strand	6 Strand	7 Strand	8 Strand	9 Strand	10 Strand	
			9180-	9180-	9180-	9180-	9180-	9180-	9180-	9180-	9180-	9180-
#/3VP450	45.0	.28	2045	3045	4045	5045	6045	7045	8045	9045	10045	
#/3VP475	47.5	.29	2047	3047	4047	5047	6047	7047	8047	9047	10047	
#/3VP500	50.0	.30	2050	3050	4050	5050	6050	7050	8050	9050	10050	
#/3VP530	53.0	.33	2053	3053	4053	5053	6053	7053	8053	9053	10053	
#/3VP560	56.0	.34	2056	3056	4056	5056	6056	7056	8056	9056	10056	
#/3VP600	60.0	.37	2060	3060	4060	5060	6060	7060	8060	9060	10060	
#/3VP630	63.0	.40	2063	3063	4063	5063	6063	7063	8063	9063	10063	
#/3VP670	67.0	.41	2067	3067	4067	5067	6067	7067	8067	9067	10067	
#/3VP710	71.0	.44	2071	3071	4071	5071	6071	7071	8071	9071	10071	
#/3VP750	75.0	.46	2075	3075	4075	5075	6075	7075	8075	9075	10075	
#/3VP800	80.0	.50	2080	3080	4080	5080	6080	7080	8080	9080	10080	
#/3VP850	85.0	.53	2085	3085	4085	5085	6085	7085	8085	9085	10085	
#/3VP900	90.0	.56	2090	3090	4090	5090	6090	7090	8090	9090	10090	
#/3VP950	95.0	.60	2095	3095	4095	5095	6095	7095	8095	9095	10095	
#/3VP1000	100.0	.63	2100	3100	4100	5100	6100	7100	8100	9100	10100	
#/3VP1060	106.0	.66	2106	3106	4106	5106	6106	7106	8106	9106	10106	
#/3VP1120	112.0	.70	2112	3112	4112	5112	6112	7112	8112	9112	10112	
#/3VP1180	118.0	.74	2118	3118	4118	5118	6118	7118	8118	9118	10118	
#/3VP1250	125.0	.79	2125	3125	4125	5125	6125	7125	8125	9125	10125	
#/3VP1320	132.0	.83	2132	3132	4132	5132	6132	7132	8132	9132	10132	
#/3VP1400	140.0	.88	2140	3140	4140	5140	6140	7140	8140	9140	10140	



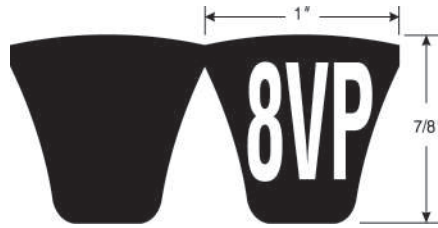
Product No. Series 9181
5VP Section

Size (# = strands)	O.C. (in)	Wt. Per Strand (Lbs.)	Belt Width In Number of Strands											
			2 Strand	3 Strand	4 Strand	5 Strand	6 Strand	7 Strand	8 Strand	9 Strand	10 Strand	11 Strand	12 Strand	13 to 16 Strand Maximum (# = strands)
			9181-	9181-	9181-	9181-	9181-	9181-	9181-	9181-	9181-	9181-	9181-	9181-
#/5VP600	60.0	.96	2060	3060	4060	5060	6060	7060	8060	9060	10060	11060	12060	##060
#/5VP630	63.0	1.00	2063	3063	4063	5063	6063	7063	8063	9063	10063	11063	12063	##063
#/5VP670	67.0	1.04	2067	3067	4067	5067	6067	7067	8067	9067	10067	11067	12067	##067
#/5VP710	71.0	1.18	2071	3071	4071	5071	6071	7071	8071	9071	10071	11071	12071	##071
#/5VP730	73.0	1.20	2073	3073	4073	5073	6073	7073	8073	9073	10073	11073	12073	##073
#/5VP750	75.0	1.21	2075	3075	4075	5075	6075	7075	8075	9075	10075	11075	12075	##075
#/5VP800	80.0	1.25	2080	3080	4080	5080	6080	7080	8080	9080	10080	11080	12080	##080
#/5VP850	85.0	1.36	2085	3085	4085	5085	6085	7085	8085	9085	10085	11085	12085	##085
#/5VP870	87.0	1.39	2087	3087	4087	5087	6087	7087	8087	9087	10087	11087	12087	##087
#/5VP900	90.0	1.50	2090	3090	4090	5090	6090	7090	8090	9090	10090	11090	12090	##090
#/5VP950	95.0	1.57	2095	3095	4095	5095	6095	7095	8095	9095	10095	11095	12095	##095
#/5VP1000	100.0	1.57	2100	3100	4100	5100	6100	7100	8100	9100	10100	11100	12100	##100

Predator® PowerBand® Belts

Product No. Series 9181 (continued)
5VP Section (continued)

Size (# = strands)	O.C. (in)	Wt. Per Strand (Lbs.)	Belt Width In Number of Strands												
			2 Strand	3 Strand	4 Strand	5 Strand	6 Strand	7 Strand	8 Strand	9 Strand	10 Strand	11 Strand	12 Strand	13 to 16 Strand Maximum (## = strands)	
			9181-	9181-	9181-	9181-	9181-	9181-	9181-	9181-	9181-	9181-	9181-	9181-	
#/5VP1060	106.0	1.79	2106	3106	4106	5106	6106	7106	8106	9106	10106	11106	12106	##106	
#/5VP1120	112.0	1.86	2112	3112	4112	5112	6112	7112	8112	9112	10112	11112	12112	##112	
#/5VP1180	118.0	1.86	2118	3118	4118	5118	6118	7118	8118	9118	10118	11118	12118	##118	
#/5VP1250	125.0	2.00	2125	3125	4125	5125	6125	7125	8125	9125	10125	11125	12125	##125	
#/5VP1320	132.0	2.11	2132	3132	4132	5132	6132	7132	8132	9132	10132	11132	12132	##132	
#/5VP1400	140.0	2.25	2140	3140	4140	5140	6140	7140	8140	9140	10140	11140	12140	##140	
#/5VP1500	150.0	2.39	2150	3150	4150	5150	6150	7150	8150	9150	10150	11150	12150	##150	
#/5VP1600	160.0	2.57	2160	3160	4160	5160	6160	7160	8160	9160	10160	11160	12160	##160	
#/5VP1700	170.0	2.75	2170	3170	4170	5170	6170	7170	8170	9170	10170	11170	12170	##170	
#/5VP1800	180.0	2.89	2180	3180	4180	5180	6180	7180	8180	9180	10180	11180	12180	##180	
#/5VP1900	190.0	3.07	2190	3190	4190	5190	6190	7190	8190	9190	10190	11190	12190	##190	
#/5VP2000	200.0	3.25	2200	3200	4200	5200	6200	7200	8200	9200	10200	11200	12200	##200	
#/5VP2030	203.0	3.30	2203	3203	4203	5203	6203	7203	8203	9203	10203	11203	12203	##203	
#/5VP2120	212.0	3.46	2212	3212	4212	5212	6212	7212	8212	9212	10212	11212	12212	##212	
#/5VP2240	224.0	3.68	2224	3224	4224	5224	6224	7224	8224	9224	10224	11224	12224	##224	
#/5VP2360	236.0	3.89	2236	3236	4236	5236	6236	7236	8236	9236	10236	11236	12236	##236	
#/5VP2500	250.0	4.07	2250	3250	4250	5250	6250	7250	8250	9250	10250	11250	12250	##250	
#/5VP2650	265.0	4.32	2265	3265	4265	5265	6265	7265	8265	9265	10265	11265	12265	##265	
#/5VP2800	280.0	4.57	2280	3280	4280	5280	6280	7280	8280	9280	10280	11280	12280	##280	
#/5VP3000	300.0	4.89	2300	3300	4300	5300	6300	7300	8300	9300	10300	11300	12300	##300	
#/5VP3150	315.0	5.18	2315	3315	4315	5315	6315	7315	8315	9315	10315	11315	12315	##315	
#/5VP3350	335.0	5.50	2335	3335	4335	5335	6335	7335	8335	9335	10335	11335	12335	##335	
#/5VP3550	355.0	5.79	2355	3355	4355	5355	6355	7355	8355	9355	10355	11355	12355	##355	



Product No. Series 9182
8VP Section

Size (# = strands)	O.C. (in)	Wt. Per Strand (Lbs.)	Belt Width In Number of Strands											
			2 Strand	3 Strand	4 Strand	5 Strand	6 Strand	7 Strand	8 Strand	9 Strand	10 Strand	11 Strand	12 Strand	
			9182-	9182-	9182-	9182-	9182-	9182-	9182-	9182-	9182-	9182-	9182-	
#/8VP1000	100.0	3.90	2100	3100	4100	5100	6100	7100	8100	9100	10100	11100	12100	
#/8VP1060	106.0	4.15	2106	3106	4106	5106	6106	7106	8106	9106	10106	11106	12106	
#/8VP1120	112.0	4.42	2112	3112	4112	5112	6112	7112	8112	9112	10112	11112	12112	
#/8VP1180	118.0	4.67	2118	3118	4118	5118	6118	7118	8118	9118	10118	11118	12118	
#/8VP1250	125.0	5.00	2125	3125	4125	5125	6125	7125	8125	9125	10125	11125	12125	
#/8VP1320	132.0	5.25	2132	3132	4132	5132	6132	7132	8132	9132	10132	11132	12132	
#/8VP1400	140.0	5.58	2140	3140	4140	5140	6140	7140	8140	9140	10140	11140	12140	
#/8VP1500	150.0	6.00	2150	3150	4150	5150	6150	7150	8150	9150	10150	11150	12150	
#/8VP1600	160.0	6.33	2160	3160	4160	5160	6160	7160	8160	9160	10160	11160	12160	
#/8VP1700	170.0	6.75	2170	3170	4170	5170	6170	7170	8170	9170	10170	11170	12170	
#/8VP1800	180.0	7.25	2180	3180	4180	5180	6180	7180	8180	9180	10180	11180	12180	
#/8VP1900	190.0	7.65	2190	3190	4190	5190	6190	7190	8190	9190	10190	11190	12190	
#/8VP2000	200.0	8.00	2200	3200	4200	5200	6200	7200	8200	9200	10200	11200	12200	
#/8VP2120	212.0	8.50	2212	3212	4212	5212	6212	7212	8212	9212	10212	11212	12212	
#/8VP2240	224.0	9.00	2224	3224	4224	5224	6224	7224	8224	9224	10224	11224	12224	
#/8VP2360	236.0	9.42	2236	3236	4236	5236	6236	7236	8236	9236	10236	11236	12236	
#/8VP2500	250.0	10.00	2250	3250	4250	5250	6250	7250	8250	9250	10250	11250	12250	
#/8VP2650	265.0	10.58	2265	3265	4265	5265	6265	7265	8265	9265	10265	11265	12265	
#/8VP2800	280.0	11.33	2280	3280	4280	5280	6280	7280	8280	9280	10280	11280	12280	
#/8VP3000	300.0	12.08	2300	3300	4300	5300	6300	7300	8300	9300	10300	11300	12300	
#/8VP3150	315.0	12.75	2315	3315	4315	5315	6315	7315	8315	9315	10315	11315	12315	

Predator[®] PowerBand[®] Belts

Product No. Series 9182 (continued)
8VP Section (continued)

HEAVY DUTY V-BELTS

Size (# = strands)	O.C. (in)	Wt. Per Strand (Lbs.)	Belt Width In Number of Strands										
			2	3	4	5	6	7	8	9	10	11	12
			Strand	Strand	Strand	Strand	Strand	Strand	Strand	Strand	Strand	Strand	Strand
#/8VP3350	335.0	13.58	2335	3335	4335	5335	6335	7335	8335	9335	10335	11335	12335
#/8VP3550	355.0	14.33	2355	3355	4355	5355	6355	7355	8355	9355	10355	11355	12355
#/8VP3750	375.0	15.08	2375	3375	4375	5375	6375	7375	8375	9375	10375	11375	12375
#/8VP4000	400.0	16.08	2400	3400	4400	5400	6400	7400	8400	9400	10400	11400	12400
#/8VP4250	425.0	17.08	2425	3425	4425	5425	6425	7425	8425	9425	10425	11425	12425
#/8VP4500	450.0	18.08	2450	3450	4450	5450	6450	7450	8450	9450	10450	11450	12450
#/8VP4750	475.0	19.17	2475	3475	4475	5475	6475	7475	8475	9475	10475	11475	12475
#/8VP5000	500.0	20.17	2500	3500	4500	5500	6500	7500	8500	9500	10500	11500	12500
#/8VP5600	560.0	22.75	2560	3560	4560	5560	6560	7560	8560	9560	10560	11560	12560
#/8VP6000	600.0	24.42	2600	3600	4600	5600	6600	7600	8600	9600	10600	11600	12600

Hi-Power® II Belts

Featuring a composite, multi-purpose construction, these belts resist oil and heat, ozone, sunlight, weather, and aging.

Markets/Applications

Suitable for all industrial applications, including v-flat drives.

Features/Advantages

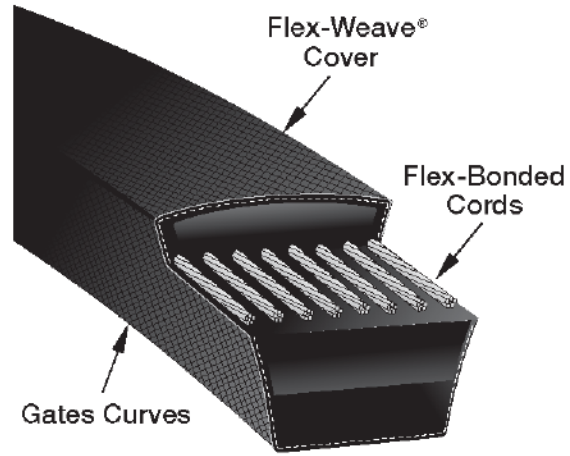
- **Gates Curves** provide proper cord support and full contact with the sheave-groove for uniform loading, uniform wear, and increased belt life.
- **Flex-Bonded Cords** are strongly bonded to the body of the belt resulting in equal load distribution and the absorption of bending stress without cord deterioration
- **The Flex-Weave® Cover** is constructed for longer cover life, providing extended protection to the core of the belt from oil, dirt, and heat.
- Meets ARPM/RMA IP-3-2 **oil and heat resistant** standards.
- Meets ARPM/RMA IP-3-3 **static conductivity** requirements.

Recommended Sheaves

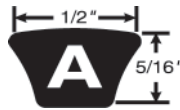
Multi-Duty® Sheaves

Notes

Gates Hi-Power belts are available in A, B, C, D and E cross sections.



Product No. Series 9002



A Section

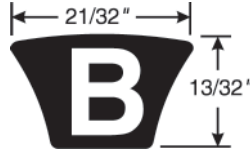
Part No.	Product No.	O.C. (in)	Weight (Lbs.)	Qty Per Ctn	Part No.	Product No.	O.C. (in)	Weight (Lbs.)	Qty Per Ctn
A18	9002-2018	20.0	.12	1	A50	9002-2050	52.0	.33	10
A19	9002-2019	21.0	.13	1	A51	9002-2051	53.0	.33	10
A20	9002-2020	22.0	.12	250	A52	9002-2052	54.0	.34	10
A21	9002-2021	23.0	.13	250	A53	9002-2053	55.0	.35	10
A22	9002-2022	24.0	.13	250	A54	9002-2054	56.0	.36	10
A23	9002-2023	25.0	.14	185	A55	9002-2055	57.0	.37	10
A24	9002-2024	26.0	.15	10	A56	9002-2056	58.0	.38	10
A25	9002-2025	27.0	.17	10	A57	9002-2057	59.0	.38	10
A26	9002-2026	28.0	.17	10	A58	9002-2058	60.0	.39	10
A27	9002-2027	29.0	.17	10	A59	9002-2059	61.0	.40	10
A28	9002-2028	30.0	.18	10	A60	9002-2060	62.0	.40	10
A29	9002-2029	31.0	.19	10	A61	9002-2061	63.0	.41	10
A29.8	9002-2298	31.8	.20	10	A62	9002-2062	64.0	.41	10
A30	9002-2030	32.0	.20	10	A63	9002-2063	65.0	.42	10
A31	9002-2031	33.0	.21	10	A64	9002-2064	66.0	.43	10
A32	9002-2032	34.0	.22	10	A65	9002-2065	67.0	.44	10
A33	9002-2033	35.0	.22	10	A66	9002-2066	68.0	.45	10
A34	9002-2034	36.0	.23	10	A67	9002-2067	69.0	.45	10
A35	9002-2035	37.0	.23	10	A68	9002-2068	70.0	.46	10
A36	9002-2036	38.0	.24	10	A69	9002-2069	71.0	.47	10
A37	9002-2037	39.0	.25	10	A70	9002-2070	72.0	.47	10
A38	9002-2038	40.0	.26	10	A71	9002-2071	73.0	.48	10
A39	9002-2039	41.0	.26	10	A72	9002-2072	74.0	.48	10
A40	9002-2040	42.0	.27	10	A73	9002-2073	75.0	.50	10
A41	9002-2041	43.0	.27	10	A74	9002-2074	76.0	.51	10
A42	9002-2042	44.0	.27	10	A75	9002-2075	77.0	.51	10
A43	9002-2043	45.0	.29	10	A76	9002-2076	78.0	.52	10
A44	9002-2044	46.0	.29	10	A77	9002-2077	79.0	.53	10
A45	9002-2045	47.0	.30	10	A78	9002-2078	80.0	.54	10
A46	9002-2046	48.0	.30	10	A79	9002-2079	81.0	.54	10
A47	9002-2047	49.0	.31	10	A80	9002-2080	82.0	.54	10
A48	9002-2048	50.0	.31	10	A81	9002-2081	83.0	.55	10
A49	9002-2049	51.0	.32	10	A82	9002-2082	84.0	.56	10

Hi-Power® II Belts

Product No. Series 9002 (continued)

A Section (continued)

Part No.	Product No.	O.C. (in)	Weight (Lbs.)	Qty Per Ctn	Part No.	Product No.	O.C. (in)	Weight (Lbs.)	Qty Per Ctn
A83	9002-2083	85.0	.56	10	A115	9002-2115	117.0	.80	10
A84	9002-2084	86.0	.58	10	A116	9002-2116	118.0	.80	10
A85	9002-2085	87.0	.58	10	A117	9002-2117	119.0	.81	10
A86	9002-2086	88.0	.59	10	A118	9002-2118	120.0	.82	10
A87	9002-2087	89.0	.59	10	A120	9002-2120	122.0	.82	10
A88	9002-2088	90.0	.60	10	A124	9002-2124	126.0	.86	10
A89	9002-2089	91.0	.61	10	A125	9002-2125	127.0	.86	10
A90	9002-2090	92.0	.61	10	A127	9002-2127	129.0	.89	10
A91	9002-2091	93.0	.62	10	A128	9002-2128	130.0	.88	10
A92	9002-2092	94.0	.62	10	A130	9002-2130	132.0	.89	10
A93	9002-2093	95.0	.63	10	A132	9002-2132	134.0	.91	10
A94	9002-2094	96.0	.64	10	A133	9002-2133	135.0	.93	10
A95	9002-2095	97.0	.65	10	A134	9002-2134	136.0	.93	10
A96	9002-2096	98.0	.66	10	A136	9002-2136	138.0	.94	10
A97	9002-2097	99.0	.66	10	A137	9002-2137	139.0	.94	10
A98	9002-2098	100.0	.67	10	A140	9002-2140	142.0	.96	10
A99	9002-2099	101.0	.67	10	A144	9002-2144	146.0	1.00	10
A100	9002-2100	102.0	.67	10	A148	9002-2148	150.0	1.01	10
A101	9002-2101	103.0	.68	10	A152	9002-2152	154.0	1.04	10
A102	9002-2102	104.0	.68	10	A156	9002-2156	158.0	1.08	10
A103	9002-2103	105.0	.70	10	A157	9002-2157	159.0	1.08	10
A104	9002-2104	106.0	.72	10	A158	9002-2158	160.0	1.09	10
A105	9002-2105	107.0	.72	10	A162	9002-2162	164.0	1.11	10
A106	9002-2106	108.0	.73	10	A167	9002-2167	169.0	1.14	10
A107	9002-2107	109.0	.74	10	A173	9002-2173	175.0	1.20	10
A108	9002-2108	110.0	.74	10	A180	9002-2180	182.0	1.24	10
A110	9002-2110	112.0	.76	10	A187	9002-2187	189.0	1.29	10
A112	9002-2112	114.0	.77	10	A197	9002-2197	199.0	1.36	10
A113	9002-2113	115.0	.78	10	A200	9002-2200	202.0	1.38	10
A114	9002-2114	116.0	.79	10					



Product No. Series 9003

B Section

Part No.	Product No.	O.C. (in)	Weight (Lbs.)	Qty Per Ctn	Part No.	Product No.	O.C. (in)	Weight (Lbs.)	Qty Per Ctn
B23	9003-2023	26.0	.22	1	B43	9003-2043	46.0	.50	10
B24	9003-2024	27.0	.28	100	B44	9003-2044	47.0	.51	10
B25	9003-2025	28.0	.30	100	B45	9003-2045	48.0	.52	10
B26	9003-2026	29.0	.31	100	B46	9003-2046	49.0	.53	10
B27	9003-2027	30.0	.32	100	B47	9003-2047	50.0	.54	10
B28	9003-2028	31.0	.33	10	B48	9003-2048	51.0	.55	10
B29	9003-2029	32.0	.34	10	B49	9003-2049	52.0	.55	10
B30	9003-2030	33.0	.35	10	B50	9003-2050	53.0	.56	10
B31	9003-2031	34.0	.36	10	B51	9003-2051	54.0	.57	10
B32	9003-2032	35.0	.37	10	B52	9003-2052	55.0	.58	10
B33	9003-2033	36.0	.38	10	B53	9003-2053	56.0	.60	10
B34	9003-2034	37.0	.39	10	B54	9003-2054	57.0	.62	10
B35	9003-2035	38.0	.40	10	B55	9003-2055	58.0	.63	10
B36	9003-2036	39.0	.41	10	B56	9003-2056	59.0	.65	10
B37	9003-2037	40.0	.42	10	B57	9003-2057	60.0	.65	10
B38	9003-2038	41.0	.44	10	B58	9003-2058	61.0	.67	10
B39	9003-2039	42.0	.46	10	B59	9003-2059	62.0	.68	10
B40	9003-2040	43.0	.47	10	B60	9003-2060	63.0	.68	10
B41	9003-2041	44.0	.48	10	B61	9003-2061	64.0	.69	10
B42	9003-2042	45.0	.49	10	B62	9003-2062	65.0	.70	10

Hi-Power® II Belts

Product No. Series 9003 (continued)

B Section (continued)

HEAVY DUTY V-BELTS

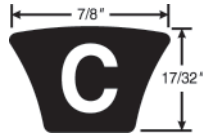
Part No.	Product No.	O.C. (in)	Weight (Lbs.)	Qty Per Ctn	Part No.	Product No.	O.C. (in)	Weight (Lbs.)	Qty Per Ctn
B63	9003-2063	66.0	.72	10	B124	9003-2124	127.0	1.38	10
B64	9003-2064	67.0	.73	10	B125	9003-2125	128.0	1.39	10
B65	9003-2065	68.0	.74	10	B126	9003-2126	129.0	1.40	10
B66	9003-2066	69.0	.76	10	B127	9003-2127	130.0	1.41	10
B67	9003-2067	70.0	.77	10	B128	9003-2128	131.0	1.43	10
B68	9003-2068	71.0	.78	10	B130	9003-2130	133.0	1.44	10
B69	9003-2069	72.0	.79	10	B131	9003-2131	134.0	1.45	10
B70	9003-2070	73.0	.80	10	B132	9003-2132	135.0	1.48	10
B71	9003-2071	74.0	.81	10	B133	9003-2133	136.0	1.49	10
B72	9003-2072	75.0	.82	10	B134	9003-2134	137.0	1.49	10
B73	9003-2073	76.0	.82	10	B135	9003-2135	138.0	1.50	10
B74	9003-2074	77.0	.83	10	B136	9003-2136	139.0	1.52	10
B75	9003-2075	78.0	.85	10	B137	9003-2137	140.0	1.53	10
B76	9003-2076	79.0	.85	10	B138	9003-2138	141.0	1.53	10
B77	9003-2077	80.0	.87	10	B139	9003-2139	142.0	1.54	10
B78	9003-2078	81.0	.89	10	B140	9003-2140	143.0	1.55	10
B79	9003-2079	82.0	.89	10	B141	9003-2141	144.0	1.56	10
B80	9003-2080	83.0	.90	10	B142	9003-2142	145.0	1.57	10
B81	9003-2081	84.0	.91	10	B143	9003-2143	146.0	1.58	10
B82	9003-2082	85.0	.92	10	B144	9003-2144	147.0	1.61	10
B83	9003-2083	86.0	.92	10	B145	9003-2145	148.0	1.62	10
B84	9003-2084	87.0	.93	10	B146	9003-2146	149.0	1.63	10
B85	9003-2085	88.0	.95	10	B147	9003-2147	150.0	1.63	10
B86	9003-2086	89.0	.96	10	B148	9003-2148	151.0	1.64	10
B87	9003-2087	90.0	.97	10	B149	9003-2149	152.0	1.65	10
B88	9003-2088	91.0	.98	10	B150	9003-2150	153.0	1.66	10
B89	9003-2089	92.0	.99	10	B151	9003-2151	154.0	1.68	10
B90	9003-2090	93.0	1.00	10	B152	9003-2152	155.0	1.69	10
B91	9003-2091	94.0	1.02	10	B153	9003-2153	156.0	1.70	10
B92	9003-2092	95.0	1.03	10	B154	9003-2154	157.0	1.70	10
B93	9003-2093	96.0	1.04	10	B156	9003-2156	159.0	1.73	10
B94	9003-2094	97.0	1.05	10	B157	9003-2157	160.0	1.73	10
B95	9003-2095	98.0	1.06	10	B158	9003-2158	161.0	1.76	10
B96	9003-2096	99.0	1.07	10	B160	9003-2160	163.0	1.77	10
B97	9003-2097	100.0	1.08	10	B161	9003-2161	164.0	1.78	10
B98	9003-2098	101.0	1.10	10	B162	9003-2162	165.0	1.79	10
B99	9003-2099	102.0	1.11	10	B164	9003-2164	167.0	1.83	10
B100	9003-2100	103.0	1.12	10	B165	9003-2165	168.0	1.84	10
B101	9003-2101	104.0	1.13	10	B166	9003-2166	169.0	1.84	10
B102	9003-2102	105.0	1.14	10	B167	9003-2167	170.0	1.85	10
B103	9003-2103	106.0	1.15	10	B168	9003-2168	171.0	1.85	10
B104	9003-2104	107.0	1.16	10	B169	9003-2169	172.0	1.86	10
B105	9003-2105	108.0	1.17	10	B170	9003-2170	173.0	1.88	10
B106	9003-2106	109.0	1.18	10	B172	9003-2172	175.0	1.89	10
B107	9003-2107	110.0	1.19	10	B173	9003-2173	176.0	1.93	10
B108	9003-2108	111.0	1.20	10	B174	9003-2174	177.0	1.94	10
B109	9003-2109	112.0	1.22	10	B175	9003-2175	178.0	1.95	10
B110	9003-2110	113.0	1.23	10	B177	9003-2177	180.0	1.96	10
B111	9003-2111	114.0	1.23	10	B178	9003-2178	181.0	1.98	10
B112	9003-2112	115.0	1.24	10	B180	9003-2180	183.0	1.99	10
B113	9003-2113	116.0	1.26	10	B182	9003-2182	185.0	2.00	10
B114	9003-2114	117.0	1.27	10	B184	9003-2184	187.0	2.01	10
B115	9003-2115	118.0	1.28	10	B185	9003-2185	188.0	2.05	10
B116	9003-2116	119.0	1.29	10	B186	9003-2186	189.0	2.06	10
B117	9003-2117	120.0	1.29	10	B187	9003-2187	190.0	2.06	10
B118	9003-2118	121.0	1.30	10	B188	9003-2188	191.0	2.07	10
B119	9003-2119	122.0	1.31	10	B190	9003-2190	193.0	2.10	10
B120	9003-2120	123.0	1.32	10	B191	9003-2191	194.0	2.12	10
B122	9003-2122	125.0	1.35	10	B192	9003-2192	195.0	2.14	10
B123	9003-2123	126.0	1.36	10	B195	9003-2195	198.0	2.16	10

Hi-Power® II Belts

Product No. Series 9003 (continued)

B Section (continued)

Part No.	Product No.	O.C. (in)	Weight (Lbs.)	Qty Per Ctn	Part No.	Product No.	O.C. (in)	Weight (Lbs.)	Qty Per Ctn
B197	9003-2197	200.0	2.19	10	B248	9003-2248	249.0	2.65	5
B199	9003-2199	202.0	2.20	10	B253	9003-2253	254.0	2.67	5
B200	9003-2200	203.0	2.21	5	B255	9003-2255	256.0	2.68	5
B201	9003-2201	204.0	2.23	5	B265	9003-2265	266.0	2.80	5
B204	9003-2204	207.0	2.25	5	B270	9003-2270	271.0	2.82	5
B205	9003-2205	208.0	2.27	5	B276	9003-2276	277.0	2.85	5
B206	9003-2206	209.0	2.28	5	B279	9003-2279	280.0	2.92	5
B210	9003-2210	213.0	2.30	5	B280	9003-2280	281.0	2.94	5
B212	9003-2212	213.0	2.32	5	B285	9003-2285	286.0	3.05	5
B215	9003-2215	216.0	2.38	5	B290	9003-2290	291.0	3.18	5
B217	9003-2217	218.0	2.41	5	B292	9003-2292	293.0	3.20	5
B218	9003-2218	219.0	2.42	5	B293	9003-2293	294.0	3.24	5
B220	9003-2220	221.0	2.43	5	B300	9003-2300	301.0	3.25	5
B221	9003-2221	222.0	2.44	5	B310	9003-2310	311.0	3.40	5
B223	9003-2223	224.0	2.47	5	B315	9003-2315	316.0	3.45	5
B225	9003-2225	226.0	2.48	5	B330	9003-2330	331.0	3.65	5
B228	9003-2228	229.0	2.53	5	B340	9003-2340	341.0	3.90	5
B230	9003-2230	231.0	2.54	5	B345	9003-2345	346.0	3.96	5
B234	9003-2234	235.0	2.56	5	B355	9003-2355	356.0	4.00	5
B235	9003-2235	236.0	2.59	5	B360	9003-2360	361.0	4.03	5
B236	9003-2236	237.0	2.60	5	B394	9003-2394	395.0	4.60	5
B237	9003-2237	238.0	2.62	5	B433	9003-2433	434.0	5.05	5
B240	9003-2240	241.0	2.63	5	B472	9003-2472	473.0	5.63	5



Product No. Series 9004

C Section

Part No.	Product No.	O.C. (in)	Weight (Lbs.)	Qty Per Ctn	Part No.	Product No.	O.C. (in)	Weight (Lbs.)	Qty Per Ctn
C44	9004-2044	48.0	.86	10	C72	9004-2072	76.0	1.41	10
C45	9004-2045	49.0	.87	10	C73	9004-2073	77.0	1.45	10
C46	9004-2046	50.0	.90	10	C74	9004-2074	78.0	1.47	10
C47	9004-2047	51.0	.97	10	C75	9004-2075	79.0	1.49	10
C48	9004-2048	52.0	.96	10	C76	9004-2076	80.0	1.50	10
C49	9004-2049	53.0	.98	10	C77	9004-2077	81.0	1.52	10
C50	9004-2050	54.0	.99	10	C78	9004-2078	82.0	1.54	10
C51	9004-2051	55.0	1.00	10	C79	9004-2079	83.0	1.56	10
C52	9004-2052	56.0	1.02	10	C80	9004-2080	84.0	1.58	10
C53	9004-2053	57.0	1.03	10	C81	9004-2081	85.0	1.60	10
C54	9004-2054	58.0	1.07	10	C82	9004-2082	86.0	1.61	10
C55	9004-2055	59.0	1.10	10	C83	9004-2083	87.0	1.62	10
C56	9004-2056	60.0	1.13	10	C84	9004-2084	88.0	1.64	10
C57	9004-2057	61.0	1.16	10	C85	9004-2085	89.0	1.66	10
C58	9004-2058	62.0	1.17	10	C86	9004-2086	90.0	1.68	10
C59	9004-2059	63.0	1.18	10	C87	9004-2087	91.0	1.70	10
C60	9004-2060	64.0	1.18	10	C88	9004-2088	92.0	1.72	10
C61	9004-2061	65.0	1.20	10	C89	9004-2089	93.0	1.74	10
C62	9004-2062	66.0	1.22	10	C90	9004-2090	94.0	1.76	10
C63	9004-2063	67.0	1.24	10	C91	9004-2091	95.0	1.78	10
C64	9004-2064	68.0	1.27	10	C92	9004-2092	96.0	1.80	10
C65	9004-2065	69.0	1.30	10	C93	9004-2093	97.0	1.82	10
C66	9004-2066	70.0	1.32	10	C94	9004-2094	98.0	1.84	10
C67	9004-2067	71.0	1.33	10	C95	9004-2095	99.0	1.86	10
C68	9004-2068	72.0	1.35	10	C96	9004-2096	100.0	1.88	10
C69	9004-2069	73.0	1.37	10	C97	9004-2097	101.0	1.90	10
C70	9004-2070	74.0	1.38	10	C98	9004-2098	102.0	1.92	10
C71	9004-2071	75.0	1.40	10	C99	9004-2099	103.0	1.94	10



Hi-Power® II Belts

Product No. Series 9004 (continued)

C Section (continued)

HEAVY DUTY V-BELTS


Part No.	Product No.	O.C. (in)	Weight (Lbs.)	Qty Per Ctn	Part No.	Product No.	O.C. (in)	Weight (Lbs.)	Qty Per Ctn
C100	9004-2100	104.0	1.96	10	C164	9004-2164	168.0	3.17	10
C101	9004-2101	105.0	1.99	10	C165	9004-2165	169.0	3.19	10
C102	9004-2102	106.0	2.02	10	C166	9004-2166	170.0	3.21	10
C103	9004-2103	107.0	2.04	10	C167	9004-2167	171.0	3.23	10
C104	9004-2104	108.0	2.06	10	C168	9004-2168	172.0	3.25	10
C105	9004-2105	109.0	2.08	10	C169	9004-2169	173.0	3.27	10
C106	9004-2106	110.0	2.10	10	C170	9004-2170	174.0	3.29	10
C107	9004-2107	111.0	2.12	10	C173	9004-2173	177.0	3.40	10
C108	9004-2108	112.0	2.14	10	C175	9004-2175	179.0	3.45	5
C109	9004-2109	113.0	2.16	10	C176	9004-2176	180.0	3.47	5
C110	9004-2110	114.0	2.17	10	C177	9004-2177	181.0	3.50	5
C111	9004-2111	115.0	2.19	10	C178	9004-2178	182.0	3.50	5
C112	9004-2112	116.0	2.21	10	C180	9004-2180	184.0	3.57	5
C113	9004-2113	117.0	2.23	10	C181	9004-2181	185.0	3.59	5
C114	9004-2114	118.0	2.25	10	C182	9004-2182	186.0	3.61	5
C115	9004-2115	119.0	2.27	10	C183	9004-2183	187.0	3.63	5
C116	9004-2116	120.0	2.30	10	C184	9004-2184	188.0	3.65	5
C117	9004-2117	121.0	2.30	10	C185	9004-2185	189.0	3.67	5
C118	9004-2118	122.0	2.30	10	C187	9004-2187	191.0	3.71	5
C119	9004-2119	123.0	2.36	10	C188	9004-2188	192.0	3.73	5
C120	9004-2120	124.0	2.38	10	C189	9004-2189	193.0	3.75	5
C121	9004-2121	125.0	2.40	10	C190	9004-2190	194.0	3.77	5
C122	9004-2122	126.0	2.42	10	C193	9004-2193	197.0	3.81	5
C123	9004-2123	127.0	2.44	10	C195	9004-2195	199.0	3.83	5
C124	9004-2124	128.0	2.45	10	C197	9004-2197	201.0	3.87	5
C125	9004-2125	129.0	2.48	10	C198	9004-2198	202.0	3.90	5
C126	9004-2126	130.0	2.50	10	C200	9004-2200	204.0	3.93	5
C127	9004-2127	131.0	2.50	10	C202	9004-2202	206.0	3.95	5
C128	9004-2128	132.0	2.52	10	C204	9004-2204	208.0	3.97	5
C130	9004-2130	134.0	2.55	10	C205	9004-2205	209.0	3.99	5
C131	9004-2131	135.0	2.57	10	C206	9004-2206	210.0	4.01	5
C132	9004-2132	136.0	2.59	10	C207	9004-2207	211.0	4.10	5
C133	9004-2133	137.0	2.61	10	C208	9004-2208	212.0	4.12	5
C134	9004-2134	138.0	2.63	10	C210	9004-2210	214.0	4.15	5
C135	9004-2135	139.0	2.65	10	C214	9004-2214	216.0	4.25	5
C136	9004-2136	140.0	2.67	10	C215	9004-2215	217.0	4.27	5
C137	9004-2137	141.0	2.69	10	C218	9004-2218	220.0	4.32	5
C138	9004-2138	142.0	2.71	10	C220	9004-2220	222.0	4.34	5
C139	9004-2139	143.0	2.73	10	C221	9004-2221	223.0	4.35	5
C140	9004-2140	144.0	2.75	10	C225	9004-2225	227.0	4.40	5
C141	9004-2141	145.0	2.77	10	C228	9004-2228	230.0	4.50	5
C142	9004-2142	146.0	2.79	10	C229	9004-2229	231.0	4.53	5
C143	9004-2143	147.0	2.81	10	C230	9004-2230	232.0	4.53	5
C144	9004-2144	148.0	2.83	10	C235	9004-2235	237.0	4.63	5
C145	9004-2145	149.0	2.85	10	C238	9004-2238	240.0	4.70	5
C146	9004-2146	150.0	2.87	10	C240	9004-2240	242.0	4.65	5
C147	9004-2147	151.0	2.89	10	C245	9004-2245	247.0	4.72	5
C148	9004-2148	152.0	2.91	10	C246	9004-2246	248.0	4.74	5
C149	9004-2149	153.0	2.93	10	C248	9004-2248	250.0	4.79	5
C150	9004-2150	154.0	2.95	10	C250	9004-2250	252.0	5.00	5
C151	9004-2151	155.0	2.97	10	C255	9004-2255	257.0	5.10	5
C152	9004-2152	156.8	2.99	10	C264	9004-2264	266.0	5.52	5
C153	9004-2153	157.0	3.01	10	C265	9004-2265	267.0	5.41	5
C154	9004-2154	158.0	3.03	10	C270	9004-2270	272.0	5.60	5
C155	9004-2155	159.0	3.05	10	C275	9004-2275	277.0	5.70	5
C156	9004-2156	160.0	3.07	10	C276	9004-2276	278.0	5.71	5
C157	9004-2157	161.0	3.09	10	C280	9004-2280	282.0	5.75	5
C158	9004-2158	162.0	3.11	10	C285	9004-2285	287.0	5.80	5
C160	9004-2160	164.0	3.13	10	C290	9004-2290	292.0	6.00	5
C162	9004-2162	166.0	3.15	10	C295	9004-2295	297.0	6.10	5

Hi-Power® II Belts

Product No. Series 9004 (continued)

C Section (continued)

Part No.	Product No.	O.C. (in)	Weight (Lbs.)	Qty Per Ctn	Part No.	Product No.	O.C. (in)	Weight (Lbs.)	Qty Per Ctn
C297	9004-2297	299.0	6.22	5	C330	9004-2330	332.0	7.10	4
C300	9004-2300	302.0	6.26	5	C345	9004-2345	347.0	7.40	4
C303	9004-2303	305.0	6.28	5	C360	9004-2360	362.0	7.80	4
C314	9004-2314	316.0	6.55	4	C390	9004-2390	392.0	8.60	3
C315	9004-2315	317.0	6.72	5	C420	9004-2420	422.0	9.40	1
C320	9004-2320	322.0	6.80	4	C450	9004-2450	452.0	10.20	1



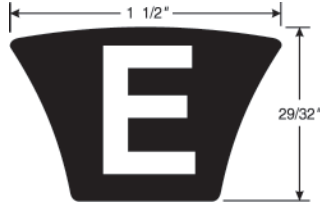
Product No. Series 9005

D Section

Part No.	Product No.	O.C. (in)	Weight (Lbs.)	Qty Per Ctn	Part No.	Product No.	O.C. (in)	Weight (Lbs.)	Qty Per Ctn
D90	9005-2090	95.0	4.80	1	D195	9005-2195	200.0	8.90	1
D98	9005-2098	103.0	5.05	1	D205	9005-2205	210.0	9.37	1
D104	9005-2104	109.0	5.22	1	D210	9005-2210	215.0	9.50	1
D105	9005-2105	110.0	5.29	1	D220	9005-2220	223.0	10.15	1
D107	9005-2107	112.0	5.34	1	D225	9005-2225	228.0	10.30	1
D108	9005-2108	113.0	5.41	1	D230	9005-2230	233.0	10.50	1
D110	9005-2110	115.0	5.49	1	D240	9005-2240	243.0	10.92	1
D112	9005-2112	117.0	5.62	1	D248	9005-2248	251.0	11.00	1
D120	9005-2120	125.0	5.86	1	D255	9005-2255	258.0	11.45	1
D124	9005-2124	129.0	6.00	1	D260	9005-2260	263.0	11.70	1
D128	9005-2128	133.0	6.14	1	D270	9005-2270	273.0	12.25	1
D132	9005-2132	137.0	6.29	1	D280	9005-2280	283.0	12.48	1
D135	9005-2135	140.0	6.36	1	D285	9005-2285	288.0	12.65	1
D136	9005-2136	141.0	6.43	1	D300	9005-2300	303.0	13.30	1
D140	9005-2140	145.0	6.47	1	D315	9005-2315	318.0	14.00	1
D144	9005-2144	149.0	6.50	1	D330	9005-2330	333.0	14.40	1
D148	9005-2148	153.0	6.75	1	D335	9005-2335	338.0	14.86	1
D152	9005-2152	157.0	7.02	1	D345	9005-2345	348.0	15.23	1
D154	9005-2154	159.0	7.11	1	D354	9005-2354	357.0	15.60	1
D158	9005-2158	163.0	7.13	1	D360	9005-2360	363.0	15.90	1
D160	9005-2160	165.0	7.15	1	D390	9005-2390	393.0	16.96	1
D162	9005-2162	167.0	7.18	1	D394	9005-2394	397.0	17.14	1
D164	9005-2164	169.0	7.21	1	D420	9005-2420	423.0	18.11	1
D165	9005-2165	170.0	7.25	1	D441	9005-2441	444.0	18.92	1
D166	9005-2166	171.0	7.30	1	D450	9005-2450	453.0	19.30	1
D167	9005-2167	172.0	7.36	1	D480	9005-2480	483.0	20.55	1
D170	9005-2170	175.0	7.42	1	D540	9005-2540	543.0	23.05	1
D171	9005-2171	176.0	7.46	1	D600	9005-2600	603.0	25.87	1
D173	9005-2173	178.0	7.50	1	D660	9005-2660	663.0	28.10	1
D180	9005-2180	185.0	7.90	1					

Hi-Power® II Belts

HEAVY DUTY V-BELTS



Product No. Series 9006

E Section

Part No.	Product No.	O.C. (in)	Weight (Lbs.)	Qty Per Ctn	Part No.	Product No.	O.C. (in)	Weight (Lbs.)	Qty Per Ctn
E144	9006-2144	149.0	9.50	1	E330	9006-2330	334.0	19.75	1
E158	9006-2158	165.0	10.48	1	E360	9006-2360	364.0	21.30	1
E180	9006-2180	187.0	11.66	1	E390	9006-2390	394.0	23.15	1
E195	9006-2195	202.0	12.55	1	E420	9006-2420	424.0	24.75	1
E210	9006-2210	217.0	13.35	1	E441	9006-2441	445.0	25.79	1
E240	9006-2240	244.0	15.05	1	E460	9006-2460	464.0	26.82	1
E250	9006-2250	254.0	15.84	1	E480	9006-2480	484.0	28.30	1
E270	9006-2270	274.0	16.80	1	E540	9006-2540	544.0	32.02	1
E300	9006-2300	304.0	18.50	1	E600	9006-2600	604.0	35.28	1
E310	9006-2310	314.0	19.00	1	E660	9006-2660	664.0	38.14	1

Hi-Power® II PowerBand® V-Belts

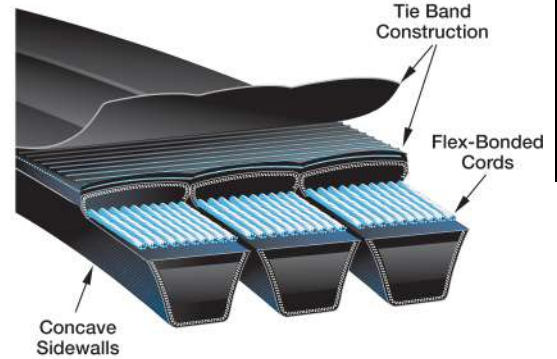
The PowerBand construction allows multiple belts to function as a single unit, with even load distribution and each strand fitting securely in the sheave groove.

Markets/Applications

Recommended for drives where single belts vibrate, turn over or jump off the drive.

Features/Advantages

- **Concave sidewalls** provide proper cord support and full contact with the sheave-groove for equal loading and uniform wear.
- **Flex-Bonded Cords** are strongly bonded to the body of the belt resulting in equal load distribution and the absorption of bending stress without cord deterioration.
- Meets ARPM/RMA IP-3-2 **oil and heat resistant** standards.
- Meets ARPM/RMA IP-3-3 **static conductivity** requirements.
- The **Tie Band** assures high lateral rigidity, guiding the belt in a straight line and preventing it from coming off the drive.



Size Range/Availability

- **Large Inventory** of standard lengths and widths are readily available. See sizing table for details.
- **Belt Slitters** located onsite at several Gates Service Centers can cut down an existing belt in inventory to the strand width needed.
- **Made-To-Order Belt Lengths** are available in any size from: A (38 to 212 inch), B (35 to 663 inch), C (56 to 662 inch) and D (126 to 665 inch). Check with Customer Service for minimum order quantity and manufacturing lead time.

Recommended Sheaves

Multi-Duty® Sheaves (B, C, D)

Notes

Belt part number is constructed by placing the (#) number of strands required followed by a slash (/) in front of the belt size. For Example, 5/B66 represents a B66 with 5 joined strands.

Belt product number is 8 or 9 digits constructed of product series prefix, number of strands, and belt length. For example, 90925066 represents an "A" section PowerBand (9092) with 5 strands (5) that is 66.0 inches (066) long.

Most 'A' Section sheaves are a combination 'A-B' groove. 'A' Section PowerBand Belts are not recommended for use in sheaves with 'A-B' combination grooves. 'A' Section PowerBand belts may be Made-To-Order and require minimum order quantities. Check with Customer Service for availability.

Product No. Series 9092

A Section



Size (# = strands)	O.C. (in)	Wt. Per Strand (Lbs.)	Belt Width In Number of Strands											13 to 20 Strand Maximum (## = strands)
			2 Strand	3 Strand	4 Strand	5 Strand	6 Strand	7 Strand	8 Strand	9 Strand	10 Strand	11 Strand	12 Strand	
			9092-	9092-	9092-	9092-	9092-	9092-	9092-	9092-	9092-	9092-	9092-	
¹⁵ #/A42	44.0	.36	2042	3042	4042	5042	6042	7042	8042	9042	10042	11042	12042	##042
¹⁵ #/A43	45.0	.37	2043	3043	4043	5043	6043	7043	8043	9043	10043	11043	12043	##043
¹⁵ #/A44	46.0	.38	2044	3044	4044	5044	6044	7044	8044	9044	10044	11044	12044	##044
¹⁵ #/A46	48.0	.40	2046	3046	4046	5046	6046	7046	8046	9046	10046	11046	12046	##046
¹⁵ #/A47	49.0	.40	2047	3047	4047	5047	6047	7047	8047	9047	10047	11047	12047	##047
¹⁵ #/A48	50.0	.40	2048	3048	4048	5048	6048	7048	8048	9048	10048	11048	12048	##048
¹⁵ #/A49	51.0	.42	2049	3049	4049	5049	6049	7049	8049	9049	10049	11049	12049	##049
¹⁵ #/A51	53.0	.44	2051	3051	4051	5051	6051	7051	8051	9051	10051	11051	12051	##051
¹⁵ #/A53	55.0	.46	2053	3053	4053	5053	6053	7053	8053	9053	10053	11053	12053	##053
¹⁵ #/A54	56.0	.47	2054	3054	4054	5054	6054	7054	8054	9054	10054	11054	12054	##054
¹⁵ #/A55	57.0	.47	2055	3055	4055	5055	6055	7055	8055	9055	10055	11055	12055	##055
¹⁵ #/A56	58.0	.48	2056	3056	4056	5056	6056	7056	8056	9056	10056	11056	12056	##056
¹⁵ #/A57	59.0	.50	2057	3057	4057	5057	6057	7057	8057	9057	10057	11057	12057	##057

¹⁵ Not included in V-80 matching program.

Hi-Power® II PowerBand® V-Belts

Product No. Series 9092 (continued)
A Section (continued)

Size (# = strands)	O.C. (in)	Wt. Per Strand (Lbs.)	Belt Width In Number of Strands												
			2 Strand	3 Strand	4 Strand	5 Strand	6 Strand	7 Strand	8 Strand	9 Strand	10 Strand	11 Strand	12 Strand	13 to 20 Strand Maximum (## = strands)	
			9092-	9092-	9092-	9092-	9092-	9092-	9092-	9092-	9092-	9092-	9092-	9092-	
¹⁵ #/A58	60.0	.50	2058	3058	4058	5058	6058	7058	8058	9058	10058	11058	12058	##058	
¹⁵ #/A60	62.0	.52	2060	3060	4060	5060	6060	7060	8060	9060	10060	11060	12060	##060	
#/A62	64.0	.54	2062	3062	4062	5062	6062	7062	8062	9062	10062	11062	12062	##062	
#/A64	66.0	.56	2064	3064	4064	5064	6064	7064	8064	9064	10064	11064	12064	##064	
#/A65	67.0	.56	2065	3065	4065	5065	6065	7065	8065	9065	10065	11065	12065	##065	
#/A66	68.0	.57	2066	3066	4066	5066	6066	7066	8066	9066	10066	11066	12066	##066	
#/A68	70.0	.58	2068	3068	4068	5068	6068	7068	8068	9068	10068	11068	12068	##068	
#/A70	72.0	.61	2070	3070	4070	5070	6070	7070	8070	9070	10070	11070	12070	##070	
#/A71	73.0	.61	2071	3071	4071	5071	6071	7071	8071	9071	10071	11071	12071	##071	
#/A74	76.0	.64	2074	3074	4074	5074	6074	7074	8074	9074	10074	11074	12074	##074	
#/A75	77.0	.66	2075	3075	4075	5075	6075	7075	8075	9075	10075	11075	12075	##075	
#/A77	79.0	.66	2077	3077	4077	5077	6077	7077	8077	9077	10077	11077	12077	##077	
#/A78	80.0	.67	2078	3078	4078	5078	6078	7078	8078	9078	10078	11078	12078	##078	
#/A80	82.0	.70	2080	3080	4080	5080	6080	7080	8080	9080	10080	11080	12080	##080	
#/A81	83.0	.70	2081	3081	4081	5081	6081	7081	8081	9081	10081	11081	12081	##091	
#/A83	85.0	.71	2083	3083	4083	5083	6083	7083	8083	9083	10083	11083	12083	##083	
#/A85	87.0	.74	2085	3085	4085	5085	6085	7085	8085	9085	10085	11085	12085	##085	
#/A90	92.0	.77	2090	3090	4090	5090	6090	7090	8090	9090	10090	11090	12090	##090	
#/A92	94.0	.80	2092	3092	4092	5092	6092	7092	8092	9092	10092	11092	12092	##092	
#/A96	98.0	.84	2096	3096	4096	5096	6096	7096	8096	9096	10096	11096	12096	##096	
#/A100	102.0	.86	2100	3100	4100	5100	6100	7100	8100	9100	10100	11100	12100	##100	
#/A105	107.0	.90	2105	3105	4105	5105	6105	7105	8105	9105	10105	11105	12105	##105	
#/A110	112.0	.96	2110	3110	4110	5110	6110	7110	8110	9110	10110	11110	12110	##110	
#/A112	114.0	.96	2112	3112	4112	5112	6112	7112	8112	9112	10112	11112	12112	##112	
#/A120	122.0	1.04	2120	3120	4120	5120	6120	7120	8120	9120	10120	11120	12120	##120	
#/A128	130.0	1.10	2128	3128	4128	5128	6128	7128	8128	9128	10128	11128	12128	##128	
#/A136	138.0	1.17	2136	3136	4136	5136	6136	7136	8136	9136	10136	11136	12136	##136	
#/A144	146.0	1.24	2144	3144	4144	5144	6144	7144	8144	9144	10144	11144	12144	##144	
#/A158	160.0	1.36	2158	3158	4158	5158	6158	7158	8158	9158	10158	11158	12158	##158	
#/A173	175.0	1.50	2173	3173	4173	5173	6173	7173	8173	9173	10173	11173	12173	##173	
#/A180	182.0	1.56	2180	3180	4180	5180	6180	7180	8180	9180	10180	11180	12180	##180	



Product No. Series 9093
B Section

Size (# = strands)	O.C. (in)	Wt. Per Strand (Lbs.)	Belt Width In Number of Strands												
			2 Strand	3 Strand	4 Strand	5 Strand	6 Strand	7 Strand	8 Strand	9 Strand	10 Strand	11 Strand	12 Strand	13 to 16 Strand Maximum (## = strands)	
			9093-	9093-	9093-	9093-	9093-	9093-	9093-	9093-	9093-	9093-	9093-	9093-	
¹⁵ #/B35	38.0	.53	2035	3035	4035	5035	6035	7035	8035	9035	10035	11035	12035	##035	
¹⁵ #/B38	41.0	.57	2038	3038	4038	5038	6038	7038	8038	9038	10038	11038	12038	##038	
¹⁵ #/B40	43.0	.60	2040	3040	4040	5040	6040	7040	8040	9040	10040	11040	12040	##040	
¹⁵ #/B41	44.0	.62	2041	3041	4041	5041	6041	7041	8041	9041	10041	11041	12041	##041	
¹⁵ #/B42	45.0	.63	2042	3042	4042	5042	6042	7042	8042	9042	10042	11042	12042	##042	
¹⁵ #/B43	46.0	.64	2043	3043	4043	5043	6043	7043	8043	9043	10043	11043	12043	##043	
¹⁵ #/B44	47.0	.66	2044	3044	4044	5044	6044	7044	8044	9044	10044	11044	12044	##044	
¹⁵ #/B46	49.0	.67	2046	3046	4046	5046	6046	7046	8046	9046	10046	11046	12046	##046	
¹⁵ #/B47	50.0	.70	2047	3047	4047	5047	6047	7047	8047	9047	10047	11047	12047	##047	
¹⁵ #/B48	51.0	.71	2048	3048	4048	5048	6048	7048	8048	9048	10048	11048	12048	##048	
¹⁵ #/B50	53.0	.74	2050	3050	4050	5050	6050	7050	8050	9050	10050	11050	12050	##050	
¹⁵ #/B51	54.0	.76	2051	3051	4051	5051	6051	7051	8051	9051	10051	11051	12051	##051	
¹⁵ #/B52	55.0	.77	2052	3052	4052	5052	6052	7052	8052	9052	10052	11052	12052	##052	
¹⁵ #/B53	56.0	.78	2053	3053	4053	5053	6053	7053	8053	9053	10053	11053	12053	##053	
¹⁵ #/B54	57.0	.80	2054	3054	4054	5054	6054	7054	8054	9054	10054	11054	12054	##054	

¹⁵ Not included in V-80 matching program.

Hi-Power® II PowerBand® V-Belts

Product No. Series 9093 (continued)
B Section (continued)

HEAVY DUTY V-BELTS

Size (# = strands)	O.C. (in)	Wt. Per Strand (Lbs.)	Belt Width In Number of Strands												
			2 Strand	3 Strand	4 Strand	5 Strand	6 Strand	7 Strand	8 Strand	9 Strand	10 Strand	11 Strand	12 Strand	13 to 16 Strand Maximum (## = strands)	
			9093-	9093-	9093-	9093-	9093-	9093-	9093-	9093-	9093-	9093-	9093-	9093-	9093-
¹⁵ #/B55	58.0	.81	2055	3055	4055	5055	6055	7055	8055	9055	10055	11055	12055	##055	
¹⁵ #/B56	59.0	.83	2056	3056	4056	5056	6056	7056	8056	9056	10056	11056	12056	##056	
¹⁵ #/B57	60.0	.84	2057	3057	4057	5057	6057	7057	8057	9057	10057	11057	12057	##057	
¹⁵ #/B58	61.0	.85	2058	3058	4058	5058	6058	7058	8058	9058	10058	11058	12058	##058	
¹⁵ #/B59	62.0	.87	2059	3059	4059	5059	6059	7059	8059	9059	10059	11059	12059	##059	
¹⁵ #/B60	63.0	.88	2060	3060	4060	5060	6060	7060	8060	9060	10060	11060	12060	##060	
¹⁵ #/B61	64.0	.90	2061	3061	4061	5061	6061	7061	8061	9061	10061	11061	12061	##061	
#/B62	65.0	.91	2062	3062	4062	5062	6062	7062	8062	9062	10062	11062	12062	##062	
#/B63	66.0	.92	2063	3063	4063	5063	6063	7063	8063	9063	10063	11063	12063	##063	
#/B64	67.0	.94	2064	3064	4064	5064	6064	7064	8064	9064	10064	11064	12064	##064	
#/B65	68.0	.95	2065	3065	4065	5065	6065	7065	8065	9065	10065	11065	12065	##065	
#/B66	69.0	.97	2066	3066	4066	5066	6066	7066	8066	9066	10066	11066	12066	##066	
#/B67	70.0	.98	2067	3067	4067	5067	6067	7067	8067	9067	10067	11067	12067	##067	
#/B68	71.0	.99	2068	3068	4068	5068	6068	7068	8068	9068	10068	11068	12068	##068	
#/B70	73.0	1.02	2070	3070	4070	5070	6070	7070	8070	9070	10070	11070	12070	##070	
#/B71	74.0	1.04	2071	3071	4071	5071	6071	7071	8071	9071	10071	11071	12071	##071	
#/B72	75.0	1.05	2072	3072	4072	5072	6072	7072	8072	9072	10072	11072	12072	##072	
#/B73	76.0	1.06	2073	3073	4073	5073	6073	7073	8073	9073	10073	11073	12073	##073	
#/B74	77.0	1.08	2074	3074	4074	5074	6074	7074	8074	9074	10074	11074	12074	##074	
#/B75	78.0	1.09	2075	3075	4075	5075	6075	7075	8075	9075	10075	11075	12075	##075	
#/B77	80.0	1.12	2077	3077	4077	5077	6077	7077	8077	9077	10077	11077	12077	##077	
#/B78	81.0	1.13	2078	3078	4078	5078	6078	7078	8078	9078	10078	11078	12078	##078	
#/B79	82.0	1.15	2079	3079	4079	5079	6079	7079	8079	9079	10079	11079	12079	##079	
#/B80	83.0	1.16	2080	3080	4080	5080	6080	7080	8080	9080	10080	11080	12080	##080	
#/B81	84.0	1.18	2081	3081	4081	5081	6081	7081	8081	9081	10081	11081	12081	##081	
#/B82	85.0	1.19	2082	3082	4082	5082	6082	7082	8082	9082	10082	11082	12082	##082	
#/B83	86.0	1.20	2083	3083	4083	5083	6083	7083	8083	9083	10083	11083	12083	##083	
#/B84	87.0	1.22	2084	3084	4084	5084	6084	7084	8084	9084	10084	11084	12084	##084	
#/B85	88.0	1.23	2085	3085	4085	5085	6085	7085	8085	9085	10085	11085	12085	##085	
#/B86	89.0	1.25	2086	3086	4086	5086	6086	7086	8086	9086	10086	11086	12086	##086	
#/B87	90.0	1.26	2087	3087	4087	5087	6087	7087	8087	9087	10087	11087	12087	##087	
#/B88	91.0	1.27	2088	3088	4088	5088	6088	7088	8088	9088	10088	11088	12088	##088	
#/B90	93.0	1.30	2090	3090	4090	5090	6090	7090	8090	9090	10090	11090	12090	##090	
#/B92	95.0	1.33	2092	3092	4092	5092	6092	7092	8092	9092	10092	11092	12092	##092	
#/B93	96.0	1.34	2093	3093	4093	5093	6093	7093	8093	9093	10093	11093	12093	##093	
#/B95	98.0	1.37	2095	3095	4095	5095	6095	7095	8095	9095	10095	11095	12095	##095	
#/B96	99.0	1.39	2096	3096	4096	5096	6096	7096	8096	9096	10096	11096	12096	##096	
#/B97	100.0	1.40	2097	3097	4097	5097	6097	7097	8097	9097	10097	11097	12097	##097	
#/B99	102.0	1.43	2099	3099	4099	5099	6099	7099	8099	9099	10099	11099	12099	##099	
#/B100	103.0	1.44	2100	3100	4100	5100	6100	7100	8100	9100	10100	11100	12100	##100	
#/B103	106.0	1.48	2103	3103	4103	5103	6103	7103	8103	9103	10103	11103	12103	##103	
#/B104	107.0	1.50	2104	3104	4104	5104	6104	7104	8104	9104	10104	11104	12104	##104	
#/B105	108.0	1.51	2105	3105	4105	5105	6105	7105	8105	9105	10105	11105	12105	##105	
#/B108	111.0	1.55	2108	3108	4108	5108	6108	7108	8108	9108	10108	11108	12108	##108	
#/B109	112.0	1.57	2109	3109	4109	5109	6109	7109	8109	9109	10109	11109	12109	##109	
#/B110	113.0	1.58	2110	3110	4110	5110	6110	7110	8110	9110	10110	11110	12110	##110	
#/B112	115.0	1.61	2112	3112	4112	5112	6112	7112	8112	9112	10112	11112	12112	##112	
#/B113	116.0	1.62	2113	3113	4113	5113	6113	7113	8113	9113	10113	11113	12113	##113	
#/B114	117.0	1.64	2114	3114	4114	5114	6114	7114	8114	9114	10114	11114	12114	##114	
#/B115	118.0	1.65	2115	3115	4115	5115	6115	7115	8115	9115	10115	11115	12115	##115	
#/B116	119.0	1.67	2116	3116	4116	5116	6116	7116	8116	9116	10116	11116	12116	##116	
#/B118	121.0	1.69	2118	3118	4118	5118	6118	7118	8118	9118	10118	11118	12118	##118	
#/B120	123.0	1.72	2120	3120	4120	5120	6120	7120	8120	9120	10120	11120	12120	##120	
#/B124	127.0	1.78	2124	3124	4124	5124	6124	7124	8124	9124	10124	11124	12124	##124	
#/B128	131.0	1.83	2128	3128	4128	5128	6128	7128	8128	9128	10128	11128	12128	##128	
#/B130	133.0	1.86	2130	3130	4130	5130	6130	7130	8130	9130	10130	11130	12130	##130	
#/B133	136.0	1.90	2133	3133	4133	5133	6133	7133	8133	9133	10133	11133	12133	##133	
#/B136	139.0	1.95	2136	3136	4136	5136	6136	7136	8136	9136	10136	11136	12136	##136	

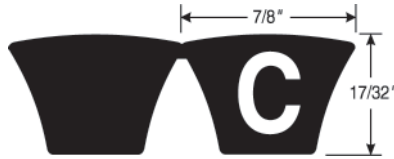
15 Not included in V-80 matching program.

Hi-Power® II PowerBand® V-Belts

Product No. Series 9093 (continued)

B Section (continued)

Size (# = strands)	O.C. (in)	Wt. Per Strand (Lbs.)	Belt Width In Number of Strands												
			2 Strand	3 Strand	4 Strand	5 Strand	6 Strand	7 Strand	8 Strand	9 Strand	10 Strand	11 Strand	12 Strand	13 to 16 Strand Maximum (## = strands)	
			9093-	9093-	9093-	9093-	9093-	9093-	9093-	9093-	9093-	9093-	9093-	9093-	9093-
#/B138	141.0	1.97	2138	3138	4138	5138	6138	7138	8138	9138	10138	11138	12138	##138	
#/B139	142.0	1.99	2139	3139	4139	5139	6139	7139	8139	9139	10139	11139	12139	##139	
#/B140	143.0	2.40	2140	3140	4140	5140	6140	7140	8140	9140	10140	11140	12140	##140	
#/B141	144.0	2.02	2141	3141	4141	5141	6141	7141	8141	9141	10141	11141	12141	##141	
#/B144	147.0	2.06	2144	3144	4144	5144	6144	7144	8144	9144	10144	11144	12144	##144	
#/B148	151.0	2.11	2148	3148	4148	5148	6148	7148	8148	9148	10148	11148	12148	##148	
#/B150	153.0	2.14	2150	3150	4150	5150	6150	7150	8150	9150	10150	11150	12150	##150	
#/B154	157.0	2.20	2154	3154	4154	5154	6154	7154	8154	9154	10154	11154	12154	##154	
#/B158	161.0	2.25	2158	3158	4158	5158	6158	7158	8158	9158	10158	11158	12158	##158	
#/B160	163.0	2.28	2160	3160	4160	5160	6160	7160	8160	9160	10160	11160	12160	##160	
#/B162	165.0	2.31	2162	3162	4162	5162	6162	7162	8162	9162	10162	11162	12162	##162	
#/B168	171.0	2.39	2168	3168	4168	5168	6168	7168	8168	9168	10168	11168	12168	##168	
#/B173	176.0	2.46	2173	3173	4173	5173	6173	7173	8173	9173	10173	11173	12173	##173	
#/B180	183.0	2.56	2180	3180	4180	5180	6180	7180	8180	9180	10180	11180	12180	##180	
#/B185	188.0	2.63	2185	3185	4185	5185	6185	7185	8185	9185	10185	11185	12185	##185	
#/B190	193.0	2.70	2190	3190	4190	5190	6190	7190	8190	9190	10190	11190	12190	##190	
#/B195	198.0	2.77	2195	3195	4195	5195	6195	7195	8195	9195	10195	11195	12195	##195	
#/B210	213.0	2.98	2210	3210	4210	5210	6210	7210	8210	9210	10210	11210	12210	##210	
#/B218	219.0	3.07	2218	3218	4218	5218	6218	7218	8218	9218	10218	11218	12218	##218	
#/B225	226.0	3.16	2225	3225	4225	5225	6225	7225	8225	9225	10225	11225	12225	##225	
#/B240	241.0	3.37	2240	3240	4240	5240	6240	7240	8240	9240	10240	11240	12240	##240	
#/B255	256.0	3.58	2255	3255	4255	5255	6255	7255	8255	9255	10255	11255	12255	##255	
#/B270	271.0	3.79	2270	3270	4270	5270	6270	7270	8270	9270	10270	11270	12270	##270	
#/B300	301.0	4.21	2300	3300	4300	5300	6300	7300	8300	9300	10300	11300	12300	##300	
#/B315	316.0	4.42	2315	3315	4315	5315	6315	7315	8315	9315	10315	11315	12315	##315	



Product No. Series 9094

C Section

Size (# = strands)	O.C. (in)	Wt. Per Strand (Lbs.)	Belt Width In Number of Strands											
			2 Strand	3 Strand	4 Strand	5 Strand	6 Strand	7 Strand	8 Strand	9 Strand	10 Strand	11 Strand	12 Strand	
			9094-	9094-	9094-	9094-	9094-	9094-	9094-	9094-	9094-	9094-	9094-	9094-
#/C60	64.0	1.60	2060	3060	4060	5060	6060	7060	8060	9060	10060	11060	12060	
¹⁵ #/C68	72.0	1.80	2068	3068	4068	5068	6068	7068	8068	9068	10068	11068	12068	
#/C72	76.0	1.90	2072	3072	4072	5072	6072	7072	8072	9072	10072	11072	12072	
#/C75	79.0	1.98	2075	3075	4075	5075	6075	7075	8075	9075	10075	11075	12075	
#/C78	82.0	2.05	2078	3078	4078	5078	6078	7078	8078	9078	10078	11078	12078	
#/C80	84.0	2.10	2080	3080	4080	5080	6080	7080	8080	9080	10080	11080	12080	
#/C81	85.0	2.13	2081	3081	4081	5081	6081	7081	8081	9081	10081	11081	12081	
#/C85	89.0	2.23	2085	3085	4085	5085	6085	7085	8085	9085	10085	11085	12085	
#/C87	91.0	2.28	2087	3087	4087	5087	6087	7087	8087	9087	10087	11087	12087	
#/C90	94.0	2.35	2090	3090	4090	5090	6090	7090	8090	9090	10090	11090	12090	
#/C96	100.0	2.50	2096	3096	4096	5096	6096	7096	8096	9096	10096	11096	12096	
#/C99	103.0	2.58	2099	3099	4099	5099	6099	7099	8099	9099	10099	11099	12099	
#/C100	104.0	2.60	2100	3100	4100	5100	6100	7100	8100	9100	10100	11100	12100	
#/C105	109.0	2.73	2105	3105	4105	5105	6105	7105	8105	9105	10105	11105	12105	
#/C108	112.0	2.80	2108	3108	4108	5108	6108	7108	8108	9108	10108	11108	12108	
#/C109	113.0	2.83	2109	3109	4109	5109	6109	7109	8109	9109	10109	11109	12109	
#/C112	116.0	2.90	2112	3112	4112	5112	6112	7112	8112	9112	10112	11112	12112	
#/C120	124.0	3.10	2120	3120	4120	5120	6120	7120	8120	9120	10120	11120	12120	
#/C124	128.0	3.20	2124	3124	4124	5124	6124	7124	8124	9124	10124	11124	12124	
#/C126	130.0	3.25	2126	3126	4126	5126	6126	7126	8126	9126	10126	11126	12126	
#/C128	132.0	3.30	2128	3128	4128	5128	6128	7128	8128	9128	10128	11128	12128	
#/C136	140.0	3.50	2136	3136	4136	5136	6136	7136	8136	9136	10136	11136	12136	

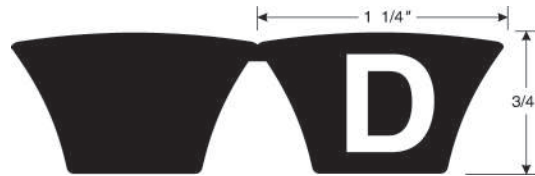
15 Not included in V-80 matching program.

Hi-Power® II PowerBand® V-Belts

Product No. Series 9094 (continued)
C Section (continued)

HEAVY DUTY V-BELTS

Size (# = strands)	O.C. (in)	Wt. Per Strand (Lbs.)	Belt Width In Number of Strands										
			2 Strand	3 Strand	4 Strand	5 Strand	6 Strand	7 Strand	8 Strand	9 Strand	10 Strand	11 Strand	12 Strand
			9094-	9094-	9094-	9094-	9094-	9094-	9094-	9094-	9094-	9094-	9094-
#/C144	148.0	3.70	2144	3144	4144	5144	6144	7144	8144	9144	10144	11144	12144
#/C146	150.0	3.75	2146	3146	4146	5146	6146	7146	8146	9146	10146	11146	12146
#/C151	155.0	3.88	2151	3151	4151	5151	6151	7151	8151	9151	10151	11151	12151
#/C158	162.0	4.05	2158	3158	4158	5158	6158	7158	8158	9158	10158	11158	12158
#/C162	166.0	4.15	2162	3162	4162	5162	6162	7162	8162	9162	10162	11162	12162
#/C173	177.0	4.43	2173	3173	4173	5173	6173	7173	8173	9173	10173	11173	12173
#/C180	184.0	4.60	2180	3180	4180	5180	6180	7180	8180	9180	10180	11180	12180
#/C185	189.0	4.73	2185	3185	4185	5185	6185	7185	8185	9185	10185	11185	12185
#/C190	194.0	4.85	2190	3190	4190	5190	6190	7190	8190	9190	10190	11190	12190
#/C195	199.0	4.98	2195	3195	4195	5195	6195	7195	8195	9195	10195	11195	12195
#/C204	208.0	5.20	2204	3204	4204	5204	6204	7204	8204	9204	10204	11204	12204
#/C210	214.0	5.35	2210	3210	4210	5210	6210	7210	8210	9210	10210	11210	12210
#/C225	227.0	5.68	2225	3225	4225	5225	6225	7225	8225	9225	10225	11225	12225
#/C240	242.0	6.05	2240	3240	4240	5240	6240	7240	8240	9240	10240	11240	12240
#/C255	257.0	6.43	2255	3255	4255	5255	6255	7255	8255	9255	10255	11255	12255
#/C270	272.0	6.80	2270	3270	4270	5270	6270	7270	8270	9270	10270	11270	12270
#/C285	287.0	7.18	2285	3285	4285	5285	6285	7285	8285	9285	10285	11285	12285
#/C300	302.0	7.55	2300	3300	4300	5300	6300	7300	8300	9300	10300	11300	12300
#/C315	317.0	7.93	2315	3315	4315	5315	6315	7315	8315	9315	10315	11315	12315
#/C330	332.0	8.30	2330	3330	4330	5330	6330	7330	8330	9330	10330	11330	12330
#/C345	347.0	8.68	2345	3345	4345	5345	6345	7345	8345	9345	10345	11345	12345
#/C360	362.0	9.05	2360	3360	4360	5360	6360	7360	8360	9360	10360	11360	12360
#/C390	392.0	9.80	2390	3390	4390	5390	6390	7390	8390	9390	10390	11390	12390
#/C420	422.0	10.55	2420	3420	4420	5420	6420	7420	8420	9420	10420	11420	12420



Product No. Series 9095
D Section

Size (# = strands)	O.C. (in)	Wt. Per Strand (Lbs.)	Belt Width In Number of Strands					7 Strand	8 Strand
			2 Strand	3 Strand	4 Strand	5 Strand	6 Strand		
			9095-	9095-	9095-	9095-	9095-		
#/D144	149.0	6.75	2144	3144	4144	5144	6144	7144	
#/D158	163.0	7.40	2158	3158	4158	5158	6158	7158	
#/D173	178.0	8.10	2173	3173	4173	5173	6173	7173	
#/D180	185.0	8.44	2180	3180	4180	5180	6180	7180	
#/D195	200.0	9.09	2195	3195	4195	5195	6195	7195	
#/D210	215.0	9.84	2210	3210	4210	5210	6210	7210	8210
#/D225	228.0	10.56	2225	3225	4225	5225	6225	7225	8225
#/D240	243.0	11.26	2240	3240	4240	5240	6240	7240	8240
#/D255	258.0	11.96	2255	3255	4255	5255	6255	7255	8255
#/D270	273.0	12.66	2270	3270	4270	5270	6270	7270	8270
#/D285	288.0	13.37	2285	3285	4285	5285	6285	7285	8285
#/D300	303.0	14.07	2300	3300	4300	5300	6300	7300	8300
#/D315	318.0	14.77	2315	3315	4315	5315	6315	7315	8315
#/D330	333.0	15.48	2330	3330	4330	5330	6330	7330	8330
#/D345	348.0	16.18	2345	3345	4345	5345	6345	7345	8345
#/D360	363.0	16.88	2360	3360	4360	5360	6360	7360	8360
#/D390	393.0	18.29	2390	3390	4390	5390	6390	7390	8390
#/D420	423.0	19.70	2420	3420	4420	5420	6420	7420	8420
#/D450	453.0	21.10	2450	3450	4450	5450	6450	7450	8450
#/D480	483.0	22.50	2480	3480	4480	5480	6480	7480	8480
#/D540	543.0	25.33	2540	3540	4540	5540	6540	7540	8540
#/D600	603.0	28.14	2600	3600	4600	5600	6600	7600	8600
#/D660	663.0	31.13	2660	3660	4660	5660	6660	7660	8660

Tri-Power® Belts

Constructed with Gates proprietary construction, this belt has a superior combination of flex and load carrying capacity, as well as less stretch resulting in less maintenance.

Markets/Applications

Suitable for all industrial applications, particularly where small or sub-minimal sheave diameters are required.

Features/Advantages

- **Notches molded** into the belt during manufacturing increase flexibility, making this belt well suited for drives with smaller diameter sheaves.
- **Belt Edge** is machined for even sheave groove contact resulting in smoother running, less slip and wear.
- **Flex-Bonded Cords** are strongly bonded to the body of the belt resulting in equal load distribution and the absorption of bending stress without cord deterioration.
- **Patented Ethylene Material** construction provides -70°F to +250°F temperature range to resist belt cracking.
- Meets ARPM/RMA IP-3-2 **oil and heat resistant** standards.
- Meets ARPM/RMA IP-3-3 **static conductivity** requirements.

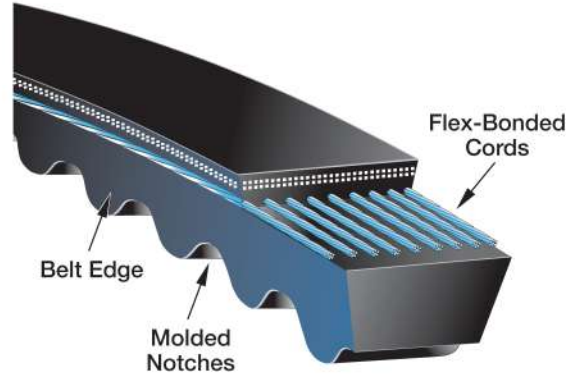
Recommended Sheaves

Multi-Duty® Sheaves

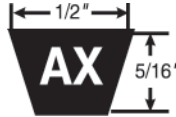
Notes

Tri-Power belts are available in AX, BX, and CX sizes.

Tri-Power belts longer than 210 inches are a banded, cut notch construction.



Product No. Series 9012



AX Section

Part No.	Product No.	O.C. (in)	Weight (Lbs.)	Qty Per Ctn	Part No.	Product No.	O.C. (in)	Weight (Lbs.)	Qty Per Ctn
AX21	9012-2021	23.0	.15	10	AX49	9012-2049	51.0	.30	10
AX22	9012-2022	24.0	.15	10	AX50	9012-2050	52.0	.30	10
AX23	9012-2023	25.0	.15	10	AX51	9012-2051	53.0	.30	10
AX24	9012-2024	26.0	.15	10	AX52	9012-2052	54.0	.30	10
AX25	9012-2025	27.0	.15	10	AX53	9012-2053	55.0	.30	10
AX26	9012-2026	28.0	.15	10	AX54	9012-2054	56.0	.30	10
AX27	9012-2027	29.0	.15	10	AX55	9012-2055	57.0	.30	10
AX28	9012-2028	30.0	.15	10	AX56	9012-2056	58.0	.30	10
AX29	9012-2029	31.0	.15	10	AX57	9012-2057	59.0	.30	70
AX30	9012-2030	32.0	.20	10	AX58	9012-2058	60.0	.30	10
AX31	9012-2031	33.0	.20	10	AX59	9012-2059	61.0	.30	10
AX32	9012-2032	34.0	.20	10	AX60	9012-2060	62.0	.35	10
AX33	9012-2033	35.0	.20	10	AX61	9012-2061	63.0	.35	10
AX34	9012-2034	36.0	.20	10	AX62	9012-2062	64.0	.35	10
AX35	9012-2035	37.0	.20	10	AX63	9012-2063	65.0	.35	10
AX36	9012-2036	38.0	.20	10	AX64	9012-2064	66.0	.35	10
AX37	9012-2037	39.0	.20	10	AX65	9012-2065	67.0	.35	10
AX38	9012-2038	40.0	.20	10	AX66	9012-2066	68.0	.35	10
AX39	9012-2039	41.0	.20	10	AX67	9012-2067	69.0	.40	10
AX40	9012-2040	42.0	.20	10	AX68	9012-2068	70.0	.40	10
AX41	9012-2041	43.0	.25	10	AX69	9012-2069	71.0	.40	70
AX42	9012-2042	44.0	.25	10	AX70	9012-2070	72.0	.40	10
AX43	9012-2043	45.0	.25	10	AX71	9012-2071	73.0	.40	10
AX44	9012-2044	46.0	.25	10	AX72	9012-2072	74.0	.40	70
AX45	9012-2045	47.0	.25	10	AX73	9012-2073	75.0	.40	70
AX46	9012-2046	48.0	.25	10	AX74	9012-2074	76.0	.40	70
AX47	9012-2047	49.0	.30	10	AX75	9012-2075	77.0	.40	10
AX48	9012-2048	50.0	.30	10	AX76	9012-2076	78.0	.45	35

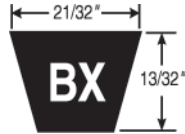
4 Minimum production quantity may apply. Contact Customer Service for availability.

Tri-Power® Belts

Product No. Series 9012 (continued)

AX Section (continued)

Part No.	Product No.	O.C. (in)	Weight (Lbs.)	Qty Per Ctn	Part No.	Product No.	O.C. (in)	Weight (Lbs.)	Qty Per Ctn
AX77	9012-2077	79.0	.45	35	AX93	9012-2093	95.0	.55	40
AX78	9012-2078	80.0	.45	10	AX94	9012-2094	96.0	.55	40
AX79	9012-2079	81.0	.45	70	AX95	9012-2095	97.0	.55	55
AX80	9012-2080	82.0	.45	10	AX96	9012-2096	98.0	.55	10
AX81	9012-2081	83.0	.45	70	AX97	9012-2097	99.0	.55	50
AX82	9012-2082	84.0	.45	70	AX98	9012-2098	100.0	.55	50
AX83	9012-2083	85.0	.50	50	AX100	9012-2100	102.0	.55	50
AX84	9012-2084	86.0	.50	50	AX103	9012-2103	105.0	.58	50
AX85	9012-2085	87.0	.50	10	AX105	9012-2105	107.0	.60	10
AX86	9012-2086	88.0	.50	10	AX110	9012-2110	112.0	.63	30
AX87	9012-2087	89.0	.50	55	AX112	9012-2112	114.0	.64	45
AX88	9012-2088	90.0	.50	55	AX120	9012-2120	122.0	.68	10
AX89	9012-2089	91.0	.50	55	AX128	9012-2128	130.0	.72	35
AX90	9012-2090	92.0	.50	10	AX144	9012-2144	146.0	.82	20
AX91	9012-2091	93.0	.55	40	AX173	9012-2173	175.0	.98	5
AX92	9012-2092	94.0	.55	40					



Product No. Series 9013

BX Section


Part No.	Product No.	O.C. (in)	Weight (Lbs.)	Qty Per Ctn	Part No.	Product No.	O.C. (in)	Weight (Lbs.)	Qty Per Ctn
BX24	9013-2024	27.0	.25	30	BX59	9013-2059	62.0	.55	10
BX25	9013-2025	28.0	.25	30	BX60	9013-2060	63.0	.55	10
BX26	9013-2026	29.0	.25	30	BX61	9013-2061	64.0	.60	10
BX27	9013-2027	30.0	.25	30	BX62	9013-2062	65.0	.60	10
BX28	9013-2028	31.0	.30	30	BX63	9013-2063	66.0	.60	10
BX29	9013-2029	32.0	.30	30	BX64	9013-2064	67.0	.60	10
BX30	9013-2030	33.0	.30	30	BX65	9013-2065	68.0	.60	10
BX31	9013-2031	34.0	.30	58	BX66	9013-2066	69.0	.60	10
BX32	9013-2032	35.0	.30	58	BX67	9013-2067	70.0	.60	10
BX33	9013-2033	36.0	.30	58	BX68	9013-2068	71.0	.65	10
BX34	9013-2034	37.0	.30	10	BX69	9013-2069	72.0	.65	10
BX35	9013-2035	38.0	.35	10	BX70	9013-2070	73.0	.65	10
BX36	9013-2036	39.0	.35	10	BX71	9013-2071	74.0	.65	10
BX37	9013-2037	40.0	.35	58	BX72	9013-2072	75.0	.70	10
BX38	9013-2038	41.0	.35	10	BX73	9013-2073	76.0	.70	10
BX39	9013-2039	42.0	.35	58	BX74	9013-2074	77.0	.70	10
BX40	9013-2040	43.0	.35	10	BX75	9013-2075	78.0	.70	10
BX41	9013-2041	44.0	.35	58	BX76	9013-2076	79.0	.70	10
BX42	9013-2042	45.0	.40	10	BX77	9013-2077	80.0	.75	10
BX43	9013-2043	46.0	.40	10	BX78	9013-2078	81.0	.75	10
BX44	9013-2044	47.0	.40	10	BX79	9013-2079	82.0	.75	10
BX45	9013-2045	48.0	.45	10	BX80	9013-2080	83.0	.75	10
BX46	9013-2046	49.0	.45	10	BX81	9013-2081	84.0	.75	10
BX47	9013-2047	50.0	.45	10	BX82	9013-2082	85.0	.75	10
BX48	9013-2048	51.0	.45	10	BX83	9013-2083	86.0	.80	10
BX49	9013-2049	52.0	.45	10	BX84	9013-2084	87.0	.80	10
BX50	9013-2050	53.0	.50	10	BX85	9013-2085	88.0	.80	10
BX51	9013-2051	54.0	.50	10	BX86	9013-2086	89.0	.80	10
BX52	9013-2052	55.0	.50	10	BX87	9013-2087	90.0	.80	10
BX53	9013-2053	56.0	.50	10	BX88	9013-2088	91.0	.80	10
BX54	9013-2054	57.0	.50	10	BX89	9013-2089	92.0	.80	10
BX55	9013-2055	58.0	.50	10	BX90	9013-2090	93.0	.85	10
BX56	9013-2056	59.0	.55	10	BX91	9013-2091	94.0	.85	10
BX57	9013-2057	60.0	.55	10	BX92	9013-2092	95.0	.85	10
BX58	9013-2058	61.0	.55	10	BX93	9013-2093	96.0	.85	10

Tri-Power® Belts

Product No. Series 9013 (continued)

BX Section (continued)

Part No.	Product No.	O.C. (in)	Weight (Lbs.)	Qty Per Ctn	Part No.	Product No.	O.C. (in)	Weight (Lbs.)	Qty Per Ctn
BX94	9013-2094	97.0	.85	10	BX128	9013-2128	131.0	1.15	10
BX95	9013-2095	98.0	.90	10	BX133	9013-2133	136.0	1.20	10
BX96	9013-2096	99.0	.90	10	BX136	9013-2136	139.0	1.20	10
BX97	9013-2097	100.0	.90	10	BX140	9013-2140	143.0	1.25	10
BX98	9013-2098	101.0	.90	30	BX144	9013-2144	147.0	1.30	10
BX99	9013-2099	102.0	.90	10	BX148	9013-2148	151.0	1.19	10
BX100	9013-2100	103.0	.95	10	BX150	9013-2150	153.0	1.35	10
BX103	9013-2103	106.0	.95	10	BX158	9013-2158	161.0	1.43	10
BX105	9013-2105	108.0	.95	10	BX162	9013-2162	165.0	1.45	10
BX106	9013-2106	109.0	.95	30	BX173	9013-2173	176.0	1.55	10
BX108	9013-2108	111.0	.95	10	BX180	9013-2180	183.0	1.65	15
BX110	9013-2110	113.0	1.00	30	BX195	9013-2195	198.0	1.80	15
BX112	9013-2112	115.0	1.00	10	BX205	9013-2205	208.0	2.10	10
BX113	9013-2113	116.0	1.05	30	BX210	9013-2210	213.0	2.20	15
BX115	9013-2115	118.0	1.05	10	BX225	9013-2225	227.0	2.40	10
BX116	9013-2116	119.0	1.05	10	BX255	9013-2255	257.0	2.95	10
BX120	9013-2120	123.0	1.10	10	BX270	9013-2270	272.0	3.20	5
BX123	9013-2123	126.0	1.00	10	BX300	9013-2300	302.0	3.80	5
BX124	9013-2124	127.0	1.10	10					



Product No. Series 9014

CX Section

Part No.	Product No.	O.C. (in)	Weight (Lbs.)	Qty Per Ctn	Part No.	Product No.	O.C. (in)	Weight (Lbs.)	Qty Per Ctn
CX51	9014-2051	55.0	1.00	30	CX133	9014-2133	137.0	2.20	10
CX60	9014-2060	64.0	1.07	25	CX136	9014-2136	140.0	2.31	10
CX68	9014-2068	72.0	1.25	10	CX144	9014-2144	148.0	2.50	10
CX75	9014-2075	79.0	1.35	10	CX150	9014-2150	154.0	2.60	10
CX78	9014-2078	82.0	1.39	30	CX158	9014-2158	162.0	2.80	10
CX81	9014-2081	85.0	1.41	10	CX162	9014-2162	166.0	2.90	10
CX83	9014-2083	87.0	1.43	30	CX173	9014-2173	177.0	3.20	10
CX85	9014-2085	89.0	1.45	10	CX180	9014-2180	184.0	3.30	10
CX90	9014-2090	94.0	1.55	10	CX187	9014-2187	191.0	3.50	5
CX96	9014-2096	100.0	1.60	10	CX190	9014-2190	194.0	3.55	5
CX100	9014-2100	104.0	1.70	15	CX195	9014-2195	199.0	3.70	10
CX101	9014-2101	105.0	1.75	15	CX210	9014-2210	214.0	4.00	5
CX105	9014-2105	109.0	1.80	10	CX225	9014-2225	227.0	4.50	5
CX106	9014-2106	110.0	1.80	15	CX240	9014-2240	242.0	4.90	5
CX109	9014-2109	113.0	1.85	10	CX255	9014-2255	257.0	5.30	5
CX112	9014-2112	116.0	1.92	10	CX270	9014-2270	272.0	5.80	5
CX115	9014-2115	119.0	1.95	10	CX300	9014-2300	302.0	6.75	4
CX120	9014-2120	124.0	2.00	10	CX330	9014-2330	332.0	7.90	4
CX123	9014-2123	127.0	2.10	10	CX360	9014-2360	362.0	9.00	3
CX128	9014-2128	132.0	2.15	10					



Tri-Power® PowerBand® Belts

Constructed with Gates proprietary construction, this belt has a superior combination of flex and load carrying capacity, as well as transmitting more horsepower than the classical cross sections in the same amount of drive space.

Markets/Applications

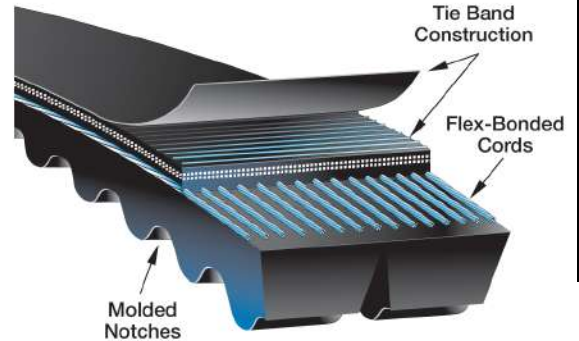
Suitable for all industrial applications, particularly where space, weight and horsepower capacity are critical.

Features/Advantages

- **Notches molded** into the belt during manufacturing increase flexibility, making this belt well suited for drives with smaller diameter sheaves.
- **Belt Edge** is machined for even sheave groove contact resulting in smoother running, less slip and wear.
- **Flex-Bonded Cords** are strongly bonded to the body of the belt resulting in equal load distribution and the absorption of bending stress without cord deterioration.
- **Patented Ethylene Material** construction provides -60°F to +250°F temperature range to resist belt cracking.
- Meets ARPM/RMA IP-3-2 **oil and heat resistant** standards.
- Meets ARPM/RMA IP-3-3 **static conductivity** requirements.

Recommended Sheaves
Multi-Duty® Sheaves (B, C)

Notes
For example, 90983063 represents a "BX" section PowerBand (9098) with 3 strands (3) that is 63.0 inches (063) long.



HEAVY DUTY V-BELTS

Product No. Series 9098 BX Section



Size (# = strands)	O.C. (in)	Wt. Per Strand (Lbs.)	Belt Width In Number of Strands										
			2 Strand	3 Strand	4 Strand	5 Strand	6 Strand	7 Strand	8 Strand	9 Strand	10 Strand	11 Strand	12 Strand
			9098-	9098-	9098-	9098-	9098-	9098-	9098-	9098-	9098-	9098-	9098-
#/BX42	45.6	.63	2042	3042	4042	5042	6042	7042	8042	9042	10042	11042	12042
#/BX46	49.6	.71	2046	3046	4046	5046	6046	7046	8046	9046	10046	11046	12046
#/BX51	54.6	.79	2051	3051	4051	5051	6051	7051	8051	9051	10051	11051	12051
#/BX53	56.6	.82	2053	3053	4053	5053	6053	7053	8053	9053	10053	11053	12053
#/BX55	58.6	.85	2055	3055	4055	5055	6055	7055	8055	9055	10055	11055	12055
#/BX56	59.6	.86	2056	3056	4056	5056	6056	7056	8056	9056	10056	11056	12056
#/BX58	61.6	.89	2058	3058	4058	5058	6058	7058	8058	9058	10058	11058	12058
#/BX60	63.6	.92	2060	3060	4060	5060	6060	7060	8060	9060	10060	11060	12060
#/BX62	65.6	.95	2062	3062	4062	5062	6062	7062	8062	9062	10062	11062	12062
#/BX63	66.6	.97	2063	3063	4063	5063	6063	7063	8063	9063	10063	11063	12063
#/BX64	67.6	.99	2064	3064	4064	5064	6064	7064	8064	9064	10064	11064	12064
#/BX65	68.6	1.00	2065	3065	4065	5065	6065	7065	8065	9065	10065	11065	12065
#/BX66	69.6	1.01	2066	3066	4066	5066	6066	7066	8066	9066	10066	11066	12066
#/BX67	70.6	1.03	2067	3067	4067	5067	6067	7067	8067	9067	10067	11067	12067
#/BX68	71.6	1.05	2068	3068	4068	5068	6068	7068	8068	9068	10068	11068	12068
#/BX70	73.6	1.08	2070	3070	4070	5070	6070	7070	8070	9070	10070	11070	12070
#/BX71	74.6	1.09	2071	3071	4071	5071	6071	7071	8071	9071	10071	11071	12071
#/BX74	77.6	1.14	2074	3074	4074	5074	6074	7074	8074	9074	10074	11074	12074
#/BX75	78.6	1.16	2075	3075	4075	5075	6075	7075	8075	9075	10075	11075	12075
#/BX77	80.6	1.19	2077	3077	4077	5077	6077	7077	8077	9077	10077	11077	12077
#/BX79	82.6	1.22	2079	3079	4079	5079	6079	7079	8079	9079	10079	11079	12079
#/BX81	84.6	1.25	2081	3081	4081	5081	6081	7081	8081	9081	10081	11081	12081
#/BX83	86.6	1.28	2083	3083	4083	5083	6083	7083	8083	9083	10083	11083	12083
#/BX84	87.6	1.29	2084	3084	4084	5084	6084	7084	8084	9084	10084	11084	12084
#/BX85	88.6	1.31	2085	3085	4085	5085	6085	7085	8085	9085	10085	11085	12085
#/BX87	90.6	1.34	2087	3087	4087	5087	6087	7087	8087	9087	10087	11087	12087

Tri-Power® PowerBand® Belts

Product No. Series 9098 (continued)

BX Section (continued)

Size (# = strands)	O.C. (in)	Wt. Per Strand (Lbs.)	Belt Width In Number of Strands										
			2 Strand	3 Strand	4 Strand	5 Strand	6 Strand	7 Strand	8 Strand	9 Strand	10 Strand	11 Strand	12 Strand
			9098-	9098-	9098-	9098-	9098-	9098-	9098-	9098-	9098-	9098-	9098-
#/BX90	93.6	1.39	2090	3090	4090	5090	6090	7090	8090	9090	10090	11090	12090
#/BX93	96.6	1.43	2093	3093	4093	5093	6093	7093	8093	9093	10093	11093	12093
#/BX96	99.6	1.48	2096	3096	4096	5096	6096	7096	8096	9096	10096	11096	12096
#/BX97	100.6	1.49	2097	3097	4097	5097	6097	7097	8097	9097	10097	11097	12097
#/BX100	103.6	1.54	2100	3100	4100	5100	6100	7100	8100	9100	10100	11100	12100
#/BX103	106.6	1.59	2103	3103	4103	5103	6103	7103	8103	9103	10103	11103	12103
#/BX105	108.6	1.62	2105	3105	4105	5105	6105	7105	8105	9105	10105	11105	12105
#/BX112	115.6	1.72	2112	3112	4112	5112	6112	7112	8112	9112	10112	11112	12112
#/BX128	131.6	1.97	2128	3128	4128	5128	6128	7128	8128	9128	10128	11128	12128
#/BX131	134.6	2.02	2131	3131	4131	5131	6131	7131	8131	9131	10131	11131	12131
#/BX136	139.6	2.09	2136	3136	4136	5136	6136	7136	8136	9136	10136	11136	12136
#/BX140	143.6	2.16	2140	3140	4140	5140	6140	7140	8140	9140	10140	11140	12140
#/BX144	147.6	2.22	2144	3144	4144	5144	6144	7144	8144	9144	10144	11144	12144
#/BX158	161.6	2.43	2158	3158	4158	5158	6158	7158	8158	9158	10158	11158	12158



Product No. Series 9099

CX Section

Size (# = strands)	O.C. (in)	Wt. Per Strand (Lbs.)	Belt Width In Number of Strands										
			2 Strand	3 Strand	4 Strand	5 Strand	6 Strand	7 Strand	8 Strand	9 Strand	10 Strand	11 Strand	12 Strand
			9099-	9099-	9099-	9099-	9099-	9099-	9099-	9099-	9099-	9099-	9099-
#/CX75	78.6	1.16	2075	3075	4075	5075	6075	7075	8075	9075	10075	11075	12075
#/CX81	84.6	1.25	2081	3081	4081	5081	6081	7081	8081	9081	10081	11081	12081
#/CX85	88.6	1.30	2085	3085	4085	5085	6085	7085	8085	9085	10085	11085	12085
#/CX90	93.6	1.31	2090	3090	4090	5090	6090	7090	8090	9090	10090	11090	12090
#/CX96	99.6	1.48	2096	3096	4096	5096	6096	7096	8096	9096	10096	11096	12096
#/CX100	103.6	1.54	2100	3100	4100	5100	6100	7100	8100	9100	10100	11100	12100
#/CX105	108.6	1.62	2105	3105	4105	5105	6105	7105	8105	9105	10105	11105	12105
#/CX112	115.6	1.72	2112	3112	4112	5112	6112	7112	8112	9112	10112	11112	12112
#/CX120	123.6	1.85	2120	3120	4120	5120	6120	7120	8120	9120	10120	11120	12120
#/CX136	139.6	2.09	2136	3136	4136	5136	6136	7136	8136	9136	10136	11136	12136
#/CX144	147.6	2.22	2144	3144	4144	5144	6144	7144	8144	9144	10144	11144	12144
#/CX162	165.6	2.49	2162	3162	4162	5162	6162	7162	8162	9162	10162	11162	12162
#/CX173	176.6	2.66	2173	3173	4173	5173	6173	7173	8173	9173	10173	11173	12173

Metric-Power™ V-Belts

Manufactured in the Americas, these belts are made to Gates high quality global production standards.

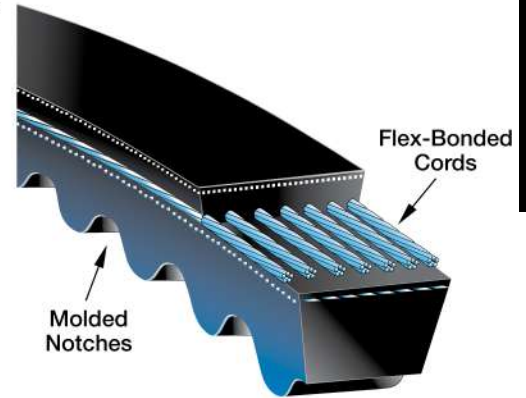
Metric Power belts are readily available for replacement on drives that require metric cross sections.

Markets/Applications

Excellent for textile mills, machine tool and food processing applications.

Features/Advantages

- **Proprietary Construction** features an unbeatable combination of flex and load carrying capacity, reduced stretch and incredible cord adhesion properties.
- **Molded Notches** (in lengths 3,000mm and under) reduce thermal and bending stresses.
- **Flex-Bonded Cords** are chemically bonded to the body of the belt resulting in equal load distribution and the absorption of bending stress without cord deterioration.
- **Patented Ethylene Material** construction provides -70°F to +250°F temperature range to resist belt cracking.
- Meets ARPM/RMA IP-3-2 **oil and heat resistant** standards.
- Meets ARPM/RMA IP-3-3 **static conductivity** requirements.



HEAVY DUTY V-BELTS

Recommended Sheaves

Contact the Gates Made-To-Order Metals Team.

Notes

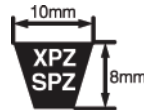
Narrow cross sections include: XPZ/SPZ, XPA/SPA, XPB/SPB, and XPC/SPC.

Classical cross sections include 10X, 13X, and 17X.

Metric Power belts are molded notch construction in lengths 3,000mm and under. Metric Power belts are banded construction in lengths over 3,000mm.

Narrow Sizes

Product No. Series 9426



XPZ/SPZ Section

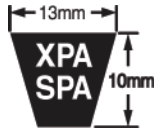
Part No.	Product No.	Part No.	Product No.	Part No.	Product No.	Part No.	Product No.
XPZ604	9426-10604	XPZ900	9426-10900	XPZ1202	9426-11202	XPZ1512	9426-11512
XPZ612	9426-10612	XPZ912	9426-10912	XPZ1210	9426-11210	XPZ1520	9426-11520
XPZ630	9426-10630	XPZ925	9426-10925	XPZ1212	9426-11212	XPZ1527	9426-11527
XPZ637	9426-10637	XPZ937	9426-10937	XPZ1227	9426-11227	XPZ1537	9426-11537
XPZ640	9426-10640	XPZ950	9426-10950	XPZ1237	9426-11237	XPZ1560	9426-11560
XPZ660	9426-10660	XPZ962	9426-10962	XPZ1250	9426-11250	XPZ1562	9426-11562
XPZ670	9426-10670	XPZ987	9426-10987	XPZ1262	9426-11262	XPZ1587	9426-11587
XPZ672	9426-10672	XPZ1000	9426-11000	XPZ1270	9426-11270	XPZ1600	9426-11600
XPZ682	9426-10682	XPZ1010	9426-11010	XPZ1287	9426-11287	XPZ1612	9426-11612
XPZ710	9426-10710	XPZ1012	9426-11012	XPZ1312	9426-11312	XPZ1637	9426-11637
XPZ722	9426-10722	XPZ1024	9426-11024	XPZ1320	9426-11320	XPZ1650	9426-11650
XPZ730	9426-10730	XPZ1037	9426-11037	XPZ1337	9426-11337	XPZ1662	9426-11662
XPZ737	9426-10737	XPZ1047	9426-11047	XPZ1340	9426-11340	XPZ1687	9426-11687
XPZ750	9426-10750	XPZ1060	9426-11060	XPZ1362	9426-11362	XPZ1700	9426-11700
XPZ758	9426-10758	XPZ1077	9426-11077	XPZ1387	9426-11387	XPZ1712	9426-11712
XPZ762	9426-10762	XPZ1080	9426-11080	XPZ1400	9426-11400	XPZ1737	9426-11737
XPZ787	9426-10787	XPZ1087	9426-11087	XPZ1412	9426-11412	XPZ1750	9426-11750
XPZ800	9426-10800	XPZ1112	9426-11112	XPZ1420	9426-11420	XPZ1762	9426-11762
XPZ812	9426-10812	XPZ1120	9426-11120	XPZ1430	9426-11430	XPZ1787	9426-11787
XPZ825	9426-10825	XPZ1137	9426-11137	XPZ1437	9426-11437	XPZ1800	9426-11800
XPZ837	9426-10837	XPZ1140	9426-11140	XPZ1450	9426-11450	XPZ1812	9426-11812
XPZ850	9426-10850	XPZ1150	9426-11150	XPZ1462	9426-11462	XPZ1837	9426-11837
XPZ862	9426-10862	XPZ1162	9426-11162	XPZ1470	9426-11470	XPZ1850	9426-11850
XPZ875	9426-10875	XPZ1180	9426-11180	XPZ1487	9426-11487	XPZ1862	9426-11862
XPZ887	9426-10887	XPZ1187	9426-11187	XPZ1500	9426-11500	XPZ1887	9426-11887

Metric-Power™ V-Belts

Product No. Series 9426 (continued)

XPZ/SPZ Section (continued)

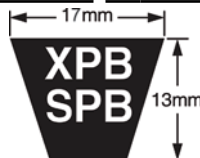
Part No.	Product No.	Part No.	Product No.	Part No.	Product No.	Part No.	Product No.
XPZ1900	9426-11900	XPZ2062	9426-12062	XPZ2300	9426-12300	XPZ2800	9426-12800
XPZ1937	9426-11937	XPZ2087	9426-12087	XPZ2360	9426-12360	XPZ2840	9426-12840
XPZ1950	9426-11950	XPZ2120	9426-12120	XPZ2410	9426-12410	XPZ3000	9426-13000
XPZ1962	9426-11962	XPZ2137	9426-12137	XPZ2437	9426-12437	SPZ3150	9426-03150
XPZ1987	9426-11987	XPZ2187	9426-12187	XPZ2487	9426-12487	SPZ3350	9426-03350
XPZ2000	9426-12000	XPZ2240	9426-12240	XPZ2500	9426-12500	SPZ3550	9426-03550
XPZ2030	9426-12030	XPZ2280	9426-12280	XPZ2540	9426-12540		
XPZ2037	9426-12037	XPZ2287	9426-12287	XPZ2650	9426-12650		



Product No. Series 9420

XPA/SPA Section

Part No.	Product No.	Part No.	Product No.	Part No.	Product No.	Part No.	Product No.
XPA630	9420-10630	XPA1272	9420-11272	XPA1675	9420-11675	XPA2307	9420-12307
XPA670	9420-10670	XPA1282	9420-11282	XPA1680	9420-11680	XPA2332	9420-12332
XPA730	9420-10730	XPA1300	9420-11300	XPA1682	9420-11682	XPA2360	9420-12360
XPA732	9420-10732	XPA1307	9420-11307	XPA1700	9420-11700	XPA2382	9420-12382
XPA750	9420-10750	XPA1320	9420-11320	XPA1707	9420-11707	XPA2430	9420-12430
XPA760	9420-10760	XPA1332	9420-11332	XPA1732	9420-11732	XPA2432	9420-12432
XPA762	9420-10762	XPA1340	9420-11340	XPA1750	9420-11750	XPA2482	9420-12482
XPA772	9420-10772	XPA1357	9420-11357	XPA1757	9420-11757	XPA2500	9420-12500
XPA782	9420-10782	XPA1360	9420-11360	XPA1782	9420-11782	XPA2532	9420-12532
XPA800	9420-10800	XPA1375	9420-11375	XPA1800	9420-11800	XPA2582	9420-12582
XPA832	9420-10832	XPA1382	9420-11382	XPA1807	9420-11807	XPA2607	9420-12607
XPA850	9420-10850	XPA1400	9420-11400	XPA1832	9420-11832	XPA2650	9420-12650
XPA900	9420-10900	XPA1407	9420-11407	XPA1850	9420-11850	XPA2682	9420-12682
XPA910	9420-10910	XPA1425	9420-11425	XPA1857	9420-11857	XPA2732	9420-12732
XPA922	9420-10922	XPA1430	9420-11430	XPA1882	9420-11882	XPA2782	9420-12782
XPA932	9420-10932	XPA1432	9420-11432	XPA1900	9420-11900	XPA2800	9420-12800
XPA950	9420-10950	XPA1450	9420-11450	XPA1907	9420-11907	XPA2832	9420-12832
XPA967	9420-10967	XPA1457	9420-11457	XPA1932	9420-11932	XPA2882	9420-12882
XPA982	9420-10982	XPA1482	9420-11482	XPA1950	9420-11950	XPA2982	9420-12982
XPA1000	9420-11000	XPA1500	9420-11500	XPA1982	9420-11982	XPA3000	9420-13000
XPA1032	9420-11032	XPA1507	9420-11507	XPA2000	9420-12000	SPA3070	9420-03070
XPA1060	9420-11060	XPA1525	9420-11525	XPA2032	9420-12032	SPA3082	9420-03082
XPA1082	9420-11082	XPA1532	9420-11532	XPA2057	9420-12057	SPA3150	9420-03150
XPA1107	9420-11107	XPA1550	9420-11550	XPA2082	9420-12082	SPA3182	9420-03182
XPA1120	9420-11120	XPA1557	9420-11557	XPA2120	9420-12120	SPA3282	9420-03282
XPA1132	9420-11132	XPA1582	9420-11582	XPA2132	9420-12132	SPA3350	9420-03350
XPA1150	9420-11150	XPA1600	9420-11600	XPA2182	9420-12182	SPA3482	9420-03482
XPA1157	9420-11157	XPA1607	9420-11607	XPA2207	9420-12207	SPA3550	9420-03550
XPA1180	9420-11180	XPA1630	9420-11630	XPA2227	9420-12227	SPA3750	9420-03750
XPA1207	9420-11207	XPA1632	9420-11632	XPA2232	9420-12232	SPA4000	9420-04000
XPA1232	9420-11232	XPA1650	9420-11650	XPA2240	9420-12240	SPA4250	9420-04250
XPA1250	9420-11250	XPA1657	9420-11657	XPA2282	9420-12282	SPA4500	9420-04500
XPA1257	9420-11257	XPA1662	9420-11662	XPA2300	9420-12300		



Product No. Series 9421

XPB/SPB Section


Part No.	Product No.	Part No.	Product No.	Part No.	Product No.	Part No.	Product No.
XPB1250	9421-11250	XPB1340	9421-11340	XPB1450	9421-11450	XPB1590	9421-11590
XPB1260	9421-11260	XPB1400	9421-11400	XPB1500	9421-11500	XPB1600	9421-11600
XPB1320	9421-11320	XPB1410	9421-11410	XPB1510	9421-11510	XPB1627	9421-11627

Metric-Power™ V-Belts

Product No. Series 9421 (continued)

XPB/SPB Section (continued)

Part No.	Product No.	Part No.	Product No.	Part No.	Product No.	Part No.	Product No.
XPB1644	9421-11644	XPB2240	9421-12240	XPB2990	9421-12990	SPB5000	9421-05000
XPB1690	9421-11690	XPB2280	9421-12280	XPB3000	9421-13000	SPB5300	9421-05300
XPB1700	9421-11700	XPB2300	9421-12300	SPB3150	9421-03150	SPB5600	9421-05600
XPB1800	9421-11800	XPB2360	9421-12360	SPB3350	9421-03350	SPB6000	9421-06000
XPB1900	9421-11900	XPB2391	9421-12391	SPB3550	9421-03550	SPB6300	9421-06300
XPB2000	9421-12000	XPB2410	9421-12410	SPB3750	9421-03750	SPB6700	9421-06700
XPB2020	9421-12020	XPB2500	9421-12500	SPB3800	9421-03800	SPB7100	9421-07100
XPB2098	9421-12098	XPB2530	9421-12530	SPB4000	9421-04000	SPB7500	9421-07500
XPB2120	9421-12120	XPB2650	9421-12650	SPB4250	9421-04250	SPB8000	9421-08000
XPB2150	9421-12150	XPB2680	9421-12680	SPB4500	9421-04500		
XPB2180	9421-12180	XPB2800	9421-12800	SPB4750	9421-04750		



Product No. Series 9422

XPC/SPC Section

Part No.	Product No.	Part No.	Product No.	Part No.	Product No.	Part No.	Product No.
XPC1800	9422-11800	XPC3000	9422-13000	SPC4750	9422-04750	SPC7500	9422-07500
XPC2000	9422-12000	SPC3150	9422-03150	SPC5000	9422-05000	SPC8000	9422-08000
XPC2120	9422-12120	SPC3350	9422-03350	SPC5300	9422-05300	SPC8500	9422-08500
XPC2240	9422-12240	SPC3550	9422-03550	SPC5600	9422-05600	SPC9000	9422-09000
XPC2360	9422-12360	SPC3750	9422-03750	SPC6000	9422-06000	SPC10000	9422-01000
XPC2500	9422-12500	SPC4000	9422-04000	SPC6300	9422-06300	SPC10600	9422-01060
XPC2650	9422-12650	SPC4250	9422-04250	SPC6700	9422-06700		
XPC2800	9422-12800	SPC4500	9422-04500	SPC7100	9422-07100		

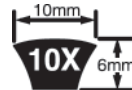


Classical Sizes

Product No. Series 9424

10X Section

Part No.	Product No.	Part No.	Product No.	Part No.	Product No.	Part No.	Product No.
10X530LI	9424-10530	10X750LI	9424-10750	10X950LI	9424-10950	10X1120LI	9424-10112
10X540LI	9424-10540	10X775LI	9424-10775	10X975LI	9424-10975	10X1180LI	9424-10118
10X670LI	9424-10670	10X800LI	9424-10800	10X1000LI	9424-10100	10X1400LI	9424-10140
10X710LI	9424-10710	10X875LI	9424-10875	10X1016LI	9424-10101	10X1422LI	9424-10142
10X725LI	9424-10725	10X900LI	9424-10900	10X1060LI	9424-10106	10X1750LI	9424-10175
10X730LI	9424-10730	10X925LI	9424-10925	10X1100LI	9424-10110		



Product No. Series 9423 & 9424

13X Section

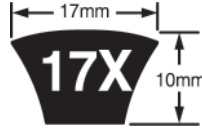
Part No.	Product No.	Part No.	Product No.	Part No.	Product No.	Part No.	Product No.
13X715LI	9424-13715	13X813LI	9424-13813	13X975LI	9424-13975	13X4000LI	9423-13400
13X750LI	9424-13750	13X925LI	9424-13925	13X2650LI	9424-13265		



HEAVY DUTY V-BELTS

Metric-Power™ V-Belts

Product No. Series 9423 & 9424 (continued)



17X Section

Part No.	Product No.	Part No.	Product No.	Part No.	Product No.	Part No.	Product No.
17X875LI	9424-17875	17X1800LI	9424-17180	17X2540LI	9424-17254	17X8375LI	9423-17837
17X1500LI	9424-17150	17X2160LI	9424-17216	17X3658LI	9423-17365	17X8636LI	9423-17863
17X1525LI	9424-17152	17X2240LI	9424-17224	17X8180LI	9423-17818		

HEAVY DUTY V-BELTS

Hi-Power® II Dubl-V Belts

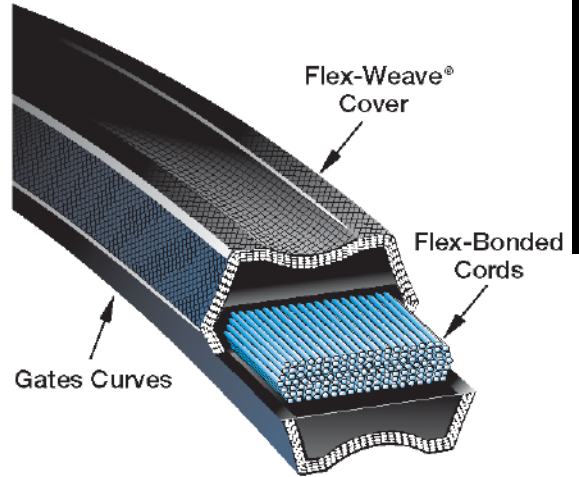
This belt is designed with a unique recessed top and bottom to maintain sidewall contact, while remaining flexible for drives that require power transmission from both sides of the belt.

Markets/Applications

Suitable for all industrial serpentine applications requiring rotation reversal on some driven shafts.

Features/Advantages

- **Gates Curves** provide proper cord support and full contact with the sheave-groove for uniform loading, uniform wear, and increased belt life.
- **Flex-Bonded Cords** are strongly bonded to the body of the belt resulting in equal load distribution and the absorption of bending stress without cord deterioration.
- **The Flex-Weave® Cover** is constructed for longer cover life, providing extended protection to the core of the belt from oil, dirt, and heat.
- Meets ARPM/RMA IP-3-2 **oil and heat resistant** standards.
- Meets ARPM/RMA IP-3-3 **static conductivity** requirements.



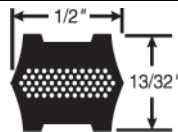
Recommended Sheaves

Multi-Duty® Sheaves

Notes

Dubl-V belts are available in AA, BB, CC and DD cross sections.

Product No. Series 9052



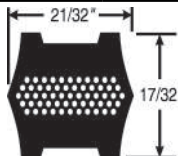
AA Section

Part No.	Product No.	Belt Nominal E.L. (in)	Weight (Lbs.)
¹⁵ AA51	9052-0051	53.0	.46
¹⁵ AA55	9052-0055	57.0	.49
¹⁵ AA60	9052-0060	62.0	.51
¹⁵ AA62	9052-0062	64.0	.53
AA64	9052-0064	66.0	.53
AA66	9052-0066	68.0	.55
AA68	9052-0068	70.0	.55
AA70	9052-0070	72.0	.56

Part No.	Product No.	Belt Nominal E.L. (in)	Weight (Lbs.)
AA73	9052-0073	75.0	.58
AA75	9052-0075	77.0	.60
AA78	9052-0078	80.0	.63
AA80	9052-0080	82.0	.65
AA85	9052-0085	87.0	.68
AA88	9052-0088	90.0	.70
AA90	9052-0090	92.0	.72
AA92	9052-0092	94.0	.75

Part No.	Product No.	Belt Nominal E.L. (in)	Weight (Lbs.)
AA96	9052-0096	98.0	.77
AA105	9052-0105	107.0	.85
AA112	9052-0112	114.0	.90
AA120	9052-0120	122.0	.98
AA128	9052-0128	130.0	1.05
AA148	9052-0148	150.0	1.24

Product No. Series 9053



BB Section

Part No.	Product No.	Belt Nominal E.L. (in)	Weight (Lbs.)
¹⁵ BB35	9053-0035	38.0	.60
¹⁵ BB38	9053-0038	41.0	.63
¹⁵ BB42	9053-0042	45.0	.65
¹⁵ BB43	9053-0043	46.0	.67
¹⁵ BB45	9053-0045	48.0	.71
¹⁵ BB46	9053-0046	49.0	.73
¹⁵ BB51	9053-0051	54.0	.75
¹⁵ BB53	9053-0053	56.0	.78
¹⁵ BB55	9053-0055	58.0	.81
¹⁵ BB60	9053-0060	63.0	.86
BB64	9053-0064	67.0	.90
BB66	9053-0066	69.0	.92

Part No.	Product No.	Belt Nominal E.L. (in)	Weight (Lbs.)
BB68	9053-0068	71.0	.94
BB71	9053-0071	74.0	.98
BB72	9053-0072	75.0	1.01
BB73	9053-0073	76.0	1.02
BB74	9053-0074	77.0	1.04
BB75	9053-0075	78.0	1.05
BB81	9053-0081	84.0	1.12
BB83	9053-0083	86.0	1.16
BB85	9053-0085	88.0	1.18
BB90	9053-0090	93.0	1.20
BB92	9053-0092	95.0	1.22
BB93	9053-0093	96.0	1.24

Part No.	Product No.	Belt Nominal E.L. (in)	Weight (Lbs.)
BB94	9053-0094	97.0	1.26
BB96	9053-0096	99.0	1.30
BB97	9053-0097	100.0	1.32
BB100	9053-0100	103.0	1.35
BB103	9053-0103	106.0	1.40
BB105	9053-0105	108.0	1.43
BB107	9053-0107	110.0	1.48
BB108	9053-0108	111.0	1.49
BB111	9053-0111	114.0	1.50
BB112	9053-0112	115.0	1.51
BB114	9053-0114	117.0	1.53
BB116	9053-0116	119.0	1.57

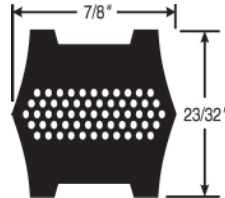
¹⁵ Not included in V-80 matching program.

Hi-Power® II Dubl-V Belts

Product No. Series 9053 (continued)

BB Section (continued)

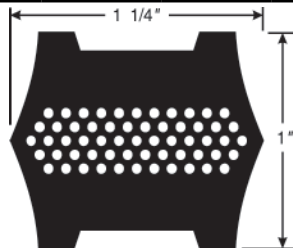
Part No.	Product No.	Belt Nominal E.L. (in)	Weight (Lbs.)	Part No.	Product No.	Belt Nominal E.L. (in)	Weight (Lbs.)	Part No.	Product No.	Belt Nominal E.L. (in)	Weight (Lbs.)
BB117	9053-0117	120.0	1.59	BB140	9053-0140	143.0	1.95	BB195	9053-0195	198.0	2.66
BB118	9053-0118	121.0	1.61	BB144	9053-0144	147.0	1.98	BB210	9053-0210	213.0	2.86
BB120	9053-0120	123.0	1.63	BB155	9053-0155	158.0	2.13	BB225	9053-0225	226.0	3.08
BB122	9053-0122	125.0	1.65	BB158	9053-0158	161.0	2.16	BB226	9053-0226	227.0	3.10
BB123	9053-0123	126.0	1.67	BB162	9053-0162	165.0	2.20	BB228	9053-0228	229.0	3.12
BB124	9053-0124	127.0	1.69	BB168	9053-0168	171.0	2.22	BB230	9053-0230	231.0	3.15
BB127	9053-0127	130.0	1.71	BB169	9053-0169	172.0	2.24	BB240	9053-0240	241.0	3.38
BB128	9053-0128	131.0	1.73	BB170	9053-0170	173.0	2.26	BB255	9053-0255	256.0	3.60
BB129	9053-0129	132.0	1.75	BB173	9053-0173	176.0	2.31	BB270	9053-0270	271.0	3.85
BB130	9053-0130	133.0	1.79	BB180	9053-0180	183.0	2.35	BB277	9053-0277	278.0	3.95
BB133	9053-0133	136.0	1.83	BB182	9053-0182	185.0	2.40	BB285	9053-0285	286.0	4.05
BB135	9053-0135	138.0	1.86	BB187	9053-0187	190.0	2.50	BB300	9053-0300	301.0	4.34
BB136	9053-0136	139.0	1.90	BB190	9053-0190	193.0	2.56				



Product No. Series 9054

CC Section

Part No.	Product No.	Belt Nominal E.L. (in)	Weight (Lbs.)	Part No.	Product No.	Belt Nominal E.L. (in)	Weight (Lbs.)	Part No.	Product No.	Belt Nominal E.L. (in)	Weight (Lbs.)
CC75	9054-0075	79.0	1.85	CC136	9054-0136	140.0	3.40	CC240	9054-0240	242.0	6.10
CC81	9054-0081	85.0	1.95	CC140	9054-0140	144.0	3.50	CC255	9054-0255	257.0	6.40
CC85	9054-0085	89.0	2.05	CC144	9054-0144	148.0	3.60	CC270	9054-0270	272.0	6.80
CC90	9054-0090	94.0	2.15	CC158	9054-0158	162.0	3.95	¹⁵ CC300	9054-0300	302.0	7.60
CC96	9054-0096	100.0	2.35	CC162	9054-0162	166.0	4.05	¹⁵ CC330	9054-0330	332.0	8.40
CC105	9054-0105	109.0	2.50	CC173	9054-0173	177.0	4.40	¹⁵ CC360	9054-0360	362.0	9.20
CC112	9054-0112	116.0	2.70	CC180	9054-0180	184.0	4.50	¹⁵ CC390	9054-0390	392.0	9.90
CC120	9054-0120	124.0	3.00	CC195	9054-0195	199.0	5.00	¹⁵ CC420	9054-0420	422.0	10.70
CC128	9054-0128	132.0	3.17	CC210	9054-0210	214.0	5.40				



Product No. Series 9055

DD Section

Part No.	Product No.	Belt Nominal E.L. (in)	Weight (Lbs.)	Part No.	Product No.	Belt Nominal E.L. (in)	Weight (Lbs.)	Part No.	Product No.	Belt Nominal E.L. (in)	Weight (Lbs.)
⁴ DD270	9055-0270	273.0	15.20	⁴ DD300	9055-0300	303.0	16.35	⁴ DD360	9055-0360	363.0	19.15

NOTE: Not included in V-80 matching program.

¹⁵ Not included in V-80 matching program.
⁴ Minimum production quantity may apply. Contact Customer Service for availability.

Dubl-V Feather Picker Belts

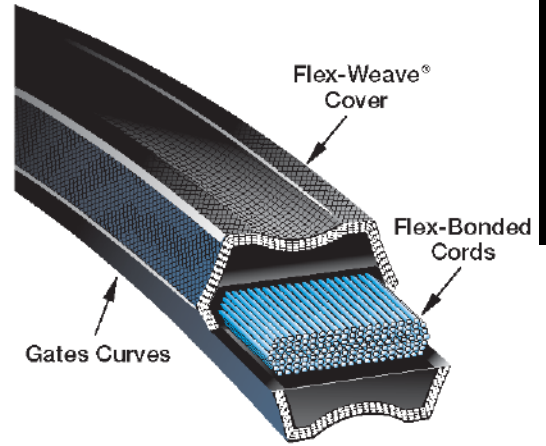
Dubl-V Feather Picker Belts are double V-belts engineered to meet the demands of poultry processing equipment.

Markets/Applications

Dubl-V Feather Picker belts are specially designed for maximum performance on de-feathering machines found in the poultry industry. Field tests on de-feathering machines prove Gates belts run 3-6 months or more compared to similar competitor belts that last only 1-3 weeks. Belt is suitable for industrial serpentine applications requiring power transmission from either side of the belt.

Features/Advantages

- Unique **Flexible Performance (FP)** construction for superior flexibility and fatigue resistance on small diameter sheaves, during back bends and under mis-alignment.
- **Clean Running**, fully wrapped construction, eliminates debris and dust concerns found in competitive double notch belts.
- **Flex-Bonded Cords** are strongly bonded to the body of the belt resulting in equal load distribution and the absorption of bending stress without cord deterioration.
- **The Flex-Weave® Cover** is constructed for longer cover life, providing extended protection to the core of the belt from oil, dirt, and heat.
- Meets ARPM/RMA IP-3-2 **oil and heat resistant** standards.
- Meets ARPM/RMA IP-3-3 **static conductivity** requirements.



Size Range/Availability

- **Made-To-Order Belt Sizes** are available in lengths: AA section from 43 to 210 inches and BB section from 35 to 660 inches.

Recommended Sheaves
Multi-Duty® Sheaves

Product No. Series 9240

AA Section

Part No.	Product No.	Belt Nominal E.L. (in)	Weight (Lbs.)
AA148FP	9240-6179	150.0	1.22

Product No. Series 9658

BB Section

Part No.	Product No.	Belt Nominal E.L. (in)	Weight (Lbs.)
BB155FP	9658-0077	158.0	2.07
BB158FP	9658-0071	161.0	2.12
BB172FP	9658-0075	175.0	2.31

PowerBack® Belts

Specifically designed for live roller conveyor applications, this modified “B” section belt has a special flat back to increase top surface contact with Roll and from Roll to Roll.

Markets/Applications

Ideal for roll-to-roll drives in conveyor applications.

Features/Advantages

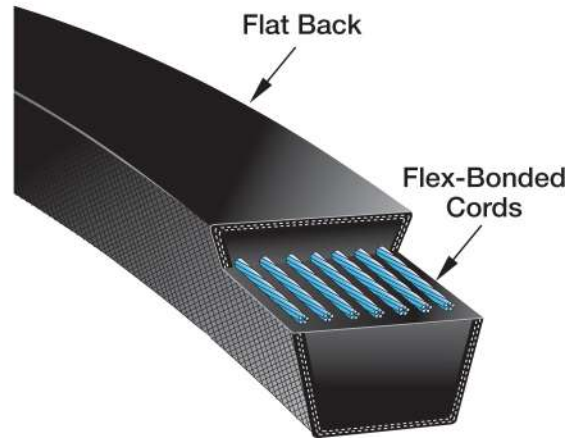
- **Flat Back** provides greater top surface contact with roll and from roll to roll.
- **Flex-Bonded Cords** are strongly bonded to the body of the belt resulting in equal load distribution and the absorption of bending stress without cord deterioration.
- Meets ARPM/RMA IP-3-2 **oil and heat resistant** standards.

Recommended Sheaves

Multi-Duty® Sheaves

Notes

PowerBack belts are available in B cross section.



Product No. Series 9003

B Section

Part No.	Product No.	O.C. (in)	Weight (Lbs.)
B101PB	9003-8101	104.0	1.10
B113PB	9003-8113	116.0	1.20
B125PB	9003-8125	128.0	1.35
B137PB	9003-8137	140.0	1.50
B149PB	9003-8149	152.0	1.60
B161PB	9003-8161	164.0	1.70
B185PB	9003-8185	188.0	1.95
B197PB	9003-8197	200.0	2.10
B211PB	9003-8211	212.0	2.20
B247PB	9003-8247	248.0	2.60
B259PB	9003-8259	260.0	2.70
B315PB	9003-8315	316.0	3.20

Power Curve® Belts

The conveyor turn is a demanding application in which V-belts face varying degrees of transverse bending. The Gates Power Curve belt was specifically engineered to handle the bending and twisting of this demanding application.

Markets/Applications

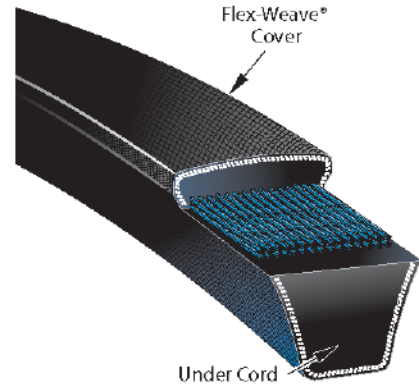
Recommended for power turn conveyor beds and automotive manufacturing conveyors.

Features/Advantages

- Unique **under cord** construction allows greater than four times the flexibility of Gates standard B section belt.
- **The Flex-Weave® Cover** is constructed for longer cover life, providing extended protection to the core of the belt from oil, dirt, and heat.
- Meets ARPM/RMA IP-3-2 **oil and heat resistant** standards.

Recommended Sheaves
Multi-Duty® Sheaves

Notes
Power Curve belts are available in B cross section.



Product No. Series 9003

B Section

Part No.	Product No.	O.C. (in)	Weight (Lbs.)	Part No.	Product No.	O.C. (in)	Weight (Lbs.)
B112PC	9003-7112	115.0	1.30	B225PC	9003-7225	226.0	2.50
B116PC	9003-7116	119.0	1.30	B240PC	9003-7240	241.0	2.65
B120PC	9003-7120	123.0	1.35	B248PC	9003-7248	249.0	2.75
B124PC	9003-7124	127.0	1.40	B255PC	9003-7255	256.0	2.80
B128PC	9003-7128	131.0	1.45	B270PC	9003-7270	271.0	2.95
B133PC	9003-7133	136.0	1.50	B285PC	9003-7285	286.0	3.15
B136PC	9003-7136	139.0	1.52	B300PC	9003-7300	301.0	3.35
B140PC	9003-7140	143.0	1.60	B315PC	9003-7315	316.0	3.50
B144PC	9003-7144	147.0	1.65	B330PC	9003-7330	331.0	3.70
B150PC	9003-7150	153.0	1.70	B345PC	9003-7345	346.0	3.80
B154PC	9003-7154	157.0	1.75	B360PC	9003-7360	361.0	3.95
B158PC	9003-7158	161.0	1.77	B375PC	9003-7375	376.0	4.15
B162PC	9003-7162	165.0	1.80	B390PC	9003-7390	391.0	4.40
B173PC	9003-7173	176.0	1.96	B405PC	9003-7405	406.0	4.50
B180PC	9003-7180	183.0	2.00	B420PC	9003-7420	421.0	4.65
B190PC	9003-7190	193.0	2.15	B430PC	9003-7430	431.0	4.80
B195PC	9003-7195	198.0	2.20	B445PC	9003-7445	446.0	4.95
B205PC	9003-7205	208.0	2.30	B460PC	9003-7460	461.0	5.20
B210PC	9003-7210	213.0	2.30	B500PC	9003-7500	501.0	5.70

Micro-V® Belts

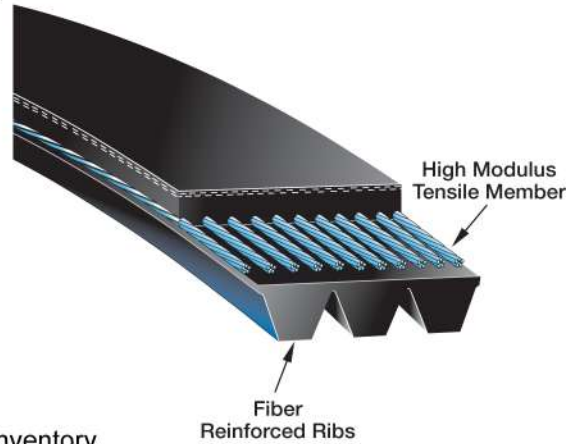
Exclusive truncated (shortened) profile gives Gates Micro-V belts increased flexibility, reduced heat buildup and allows performance at higher speeds on smaller diameter sheaves.

Markets/Applications

Well suited for applications such as appliances, outdoor power equipment, roller conveyors, machine tools, medical equipment and exercise equipment.

Features/Advantages

- **Fiber Reinforced Ribs** for excellent wear resistance.
- **High Modulus, low stretch tensile member** for added strength and dependability.
- Smooth Running for minimal vibration at high speeds.
- Meets ARPM/RMA IP-3-2 **oil and heat resistant** standards.
- Meets ARPM/RMA IP-3-3 **static conductivity** requirements.



Size Range/Availability

- Common belt rib widths listed below are readily available from inventory.
- **All Other Rib Widths** can quickly be slit from sleeves at Gates Service Centers for belt lengths: J-section 27.0 to 86.0 inches, L-section all sizes, and M-section all sizes.

Recommended Sheaves

Contact the Gates Made-To-Order Metals Team

Notes

Belt part number is constructed by using the effective length in tenths of an inch, followed by cross section and the number of ribs. For Example, 780L16 represents a 78 inch effective length, L cross section and 16 ribs.

Belt product number is 8 or 9 digits constructed of product number series prefix, belt length and number of ribs. For example, 917307816 represents an "L" section Micro-V (9173) that is 78 inches (078) long with 16 ribs (16).

Product No. Series 9171

J Section



Size	Effective Length (in)	Wt. Per Rib (Lbs.)	Standard Rib Configurations							Max. No. of Ribs
			4 Rib	6 Rib	8 Rib	10 Rib	16 Rib	20 Rib		
			9171-	9171-	9171-	9171-	9171-	9171-		
180J	18.0	.008	01804	01806	01808	01810	01816	01820	30	
190J	19.0	.009	01904	01906	01908	01910	01916	01920	30	
200J	20.0	.009	02004	02006	02008	02010	02016	02020	30	
220J	22.0	.010	02204	02206	02208	02210	02216	02220	211	
230J	23.0	.011	02304	02306	02308	02310	02316	02320	211	
240J	24.0	.011	02404	02406	02408	02410	02416	02420	211	
260J	26.0	.012	02604	02606	02608	02610	02616	02620	211	
280J	28.0	.013	02804	02806	02808	02810	02816	02820	211	
290J	29.0	.014	02904	02906	02908	02910	02916	02920	211	
300J	30.0	.014	03004	03006	03008	03010	03016	03020	211	
320J	32.0	.015	03204	03206	03208	03210	03216	03220	211	
330J	33.0	.016	03304	03306	03308	03310	03316	03320	211	
340J	34.0	.016	03404	03406	03408	03410	03416	03420	211	
360J	36.0	.017	03604	03606	03608	03610	03616	03620	211	
380J	38.0	.018	03804	03806	03808	03810	03816	03820	211	
400J	40.0	.019	04004	04006	04008	04010	04016	04020	211	
410J	41.0	.019	04104	04106	04108	04110	04116	04120	211	
420J	42.0	.020	04204	04206	04208	04210	04216	04220	211	
430J	43.0	.020	04304	04306	04308	04310	04316	04320	211	
440J	44.0	.021	04404	04406	04408	04410	04416	04420	211	
460J	46.0	.022	04604	04606	04608	04610	04616	04620	211	
480J	48.0	.023	04804	04806	04808	04810	04816	04820	211	
490J	49.0	.023	04904	04906	04908	04910	04916	04920	211	
500J	50.0	.024	05004	05006	05008	05010	05016	05020	211	
520J	52.0	.024	05204	05206	05208	05210	05216	05220	211	
550J	55.0	.026	05504	05506	05508	05510	05516	05520	211	
580J	58.0	.027	05804	05806	05808	05810	05816	05820	211	

Micro-V® Belts

Product No. Series 9171 (continued)
J Section (continued)

Size	Effective Length (in)	Wt. Per Rib (Lbs.)	Standard Rib Configurations							Max. No. of Ribs
			4 Rib 9171-	6 Rib 9171-	8 Rib 9171-	10 Rib 9171-	16 Rib 9171-	20 Rib 9171-	9171-	
610J	61.0	.029	06104	06106	06108	06110	06116	06120	211	
650J	65.0	.031	06504	06506	06508	06510	06516	06520	211	
730J	73.0	.034	07304	07306	07308	07310	07316	07320	211	
870J	87.0	.041	08704	08706	08708	08710	08716	08720	211	
³ 920J	92.0	.043	09204	09206	09208	09210			10	
³ 980J	98.0	.046	09804	09806	09808	09810			10	

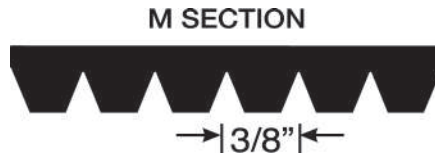
HEAVY DUTY V-BELTS

Product No. Series 9173
L Section



Size	Effective Length (in)	Wt. Per Rib (Lbs.)	Standard Rib Configurations								Max. No. of Ribs
			6 Rib 9173-	8 Rib 9173-	10 Rib 9173-	12 Rib 9173-	14 Rib 9173-	16 Rib 9173-	18 Rib 9173-	20 Rib 9173-	
500L	50.0	.087	05006	05008	05010	05012	05014	05016	05018	05020	105
540L	54.0	.093	05406	05408	05410	05412	05414	05416	05418	05420	105
560L	56.0	.097	05606	05608	05610	05612	05614	05616	05618	05620	105
615L	61.5	.106	06106	06108	06110	06112	06114	06116	06118	06120	105
635L	63.5	.110	06306	06308	06310	06312	06314	06316	06318	06320	105
655L	65.5	.113	06506	06508	06510	06512	06514	06516	06518	06520	105
675L	67.5	.117	06706	06708	06710	06712	06714	06716	06718	06720	105
695L	69.5	.120	06906	06908	06910	06912	06914	06916	06918	06920	105
725L	72.5	.125	07206	07208	07210	07212	07214	07216	07218	07220	105
765L	76.5	.132	07606	07608	07610	07612	07614	07616	07618	07620	105
780L	78.0	.135	07806	07808	07810	07812	07814	07816	07818	07820	105
795L	79.5	.138	07906	07908	07910	07912	07914	07916	07918	07920	105
815L	81.5	.141	08106	08108	08110	08112	08114	08116	08118	08120	105
840L	84.0	.145	08406	08408	08410	08412	08414	08416	08418	08420	105
865L	86.5	.150	08606	08608	08610	08612	08614	08616	08618	08620	105
915L	91.5	.158	09106	09108	09110	09112	09114	09116	09118	09120	60
975L	97.5	.169	09706	09708	09710	09712	09714	09716	09718	09720	60
990L	99.0	.171	09906	09908	09910	09912	09914	09916	09918	09920	60
1065L	106.5	.184	10606	10608	10610	10612	10614	10616	10618	10620	60
1120L	112.0	.194	11206	11208	11210	11212	11214	11216	11218	11220	60
1150L	115.0	.199	11506	11508	11510	11512	11514	11516	11518	11520	60
1215L	121.5	.201	12106	12108	12110	12112	12114	12116	12118	12120	60
1230L	123.0	.213	12306	12308	12310	12312	12314	12316	12318	12320	60
1295L	129.5	.224	12906	12908	12910	12912	12914	12916	12918	12920	60
1310L	131.0	.227	13106	13108	13110	13112	13114	13116	13118	13120	60
1455L	145.5	.252	14506	14508	14510	14512	14514	14516	14518	14520	60

Product No. Series 9174
M Section



Size	Effective Length (in)	Wt. Per Rib (Lbs.)	Standard Rib Configurations								Max. No. of Ribs
			6 Rib 9174-	8 Rib 9174-	10 Rib 9174-	12 Rib 9174-	14 Rib 9174-	16 Rib 9174-	18 Rib 9174-	20 Rib 9174-	
900M	90.0	.626	09006	09008	09010	09012	09014	09016	09018	09020	30
940M	94.0	.653	09406	09408	09410	09412	09414	09416	09418	09420	30
990M	99.0	.688	09906	09908	09910	09912	09914	09916	09918	09920	30
1060M	106.0	.736	10606	10608	10610	10612	10614	10616	10618	10620	30
1115M	111.5	.775	11106	11108	11110	11112	11114	11116	11118	11120	30
1150M	115.0	.799	11506	11508	11510	11512	11514	11516	11518	11520	30

3 Available only up to 10-rib configuration due to ground rib construction.

Micro-V® Belts

Product No. Series 9174 (continued)

M Section (continued)

Size	Effective Length (in)	Wt. Per Rib (Lbs.)	Standard Rib Configurations									Max. No. of Ribs
			6 Rib	8 Rib	10 Rib	12 Rib	14 Rib	16 Rib	18 Rib	20 Rib		
			9174-	9174-	9174-	9174-	9174-	9174-	9174-	9174-		
1185M	118.5	.824	11806	11808	11810	11812	11814	11816	11818	11820	30	
1230M	123.0	.855	12306	12308	12310	12312	12314	12316	12318	12320	30	
1310M	131.0	.910	13106	13108	13110	13112	13114	13116	13118	13120	30	
1390M	139.0	.966	13906	13908	13910	13912	13914	13916	13918	13920	30	
1470M	147.0	1.022	14706	14708	14710	14712	14714	14716	14718	14720	30	
1610M	161.0	1.119	16106	16108	16110	16112	16114	16116	16118	16120	30	
1650M	165.0	1.147	16506	16508	16510	16512	16514	16516	16518	16520	30	
1760M	176.0	1.223	17606	17608	17610	17612	17614	17616	17618	17620	30	
1830M	183.0	1.272	18306	18308	18310	18312	18314	18316	18318	18320	30	
1980M	198.0	1.376	19806	19808	19810	19812	19814	19816	19818	19820	30	
2130M	213.0	1.480	21306	21308	21310	21312	21314	21316	21318	21320	30	
2410M	241.0	1.675	24106	24108	24110	24112	24114	24116	24118	24120	30	
2560M	256.0	1.779	25606	25608	25610	25612	25614	25616	25618	25620	30	
2710M	271.0	1.883	27106	27108	27110	27112	27114	27116	27118	27120	30	
3010M	301.0	2.092	30106	30108	30110	30112	30114	30116	30118	30120	30	
3310M	331.0	2.300	33106	33108	33110	33112	33114	33116	33118	33120	30	
3610M	361.0	2.509	36106	36108	36110	36112	36114	36116	36118	36120	30	

G-Force® Belts

G-Force continuously variable transmission (CVT) belts use original equipment (OE) technology featuring trapezoidal top-notch and rounded cog design for superior flexibility and heat dissipation. G-Force belts are engineered for drop-in fit with OE performance and durability.

Markets/Applications


G-Force belts are specifically designed for recreational vehicles like snowmobiles and ATVs. Visit www.gates.com/gforce for an online Part Locator lookup and a recommended applications guide; or www.gatesnavigates.com for additional information.

Features/Advantages

- Exact OEM dimensions for drop-in fit with no clutch adjustments.
- Double and single cog configurations to match OEM belt designs maximizing heat control and flexibility.
- Advanced aramid tensile cords and reinforced fiber loaded rubber construction for durability and dependability.

Recommended Sheaves

Contact the Gates Made-To-Order Metals Team.



MULTI-SPEED BELTS

Product No. Series 9827 & 9828

Part No.	Product No.	Part No.	Product No.	Part No.	Product No.	Part No.	Product No.
03G3470	9827-1008	25G4238	9828-1004	38G4683	9827-1104	44G4266	9827-1075
11G3218	9827-1047	26G3596	9827-1102	39G4266	9827-1029	44G4553	9827-1071
13G3218	9827-1070	26G3628	9828-1013	39G4289	9828-1007	44G4714	9827-1079
16G3332	9827-1055	26G4435	9828-1003	39G4455	9827-1020	44G5077	9827-1032
19G3218	9827-1009	26G5407	9827-1064	39G4620	9827-1023	45G4222	9828-1027
19G3242	9827-1054	27G3450	9827-1083	39G4640	9828-1008	45G4313	9827-1019
19G3332	9827-1069	27G4313	9827-1053	40G3569	9827-1101	45G4340	9827-1077
19G3450	9827-1066	28G4266	9827-1034	40G3691	9827-1100	45G4368	9827-1040
19G3982	9827-1011	28G4313	9827-1088	40G4238	9828-1006	45G4514	9827-1028
19G3982E	9827-1014	28G4573	9827-1103	40G4313	9827-1000	45G4809	9828-1009
19G4006E	9827-1013	29G3596	9827-1003	40G4340	9827-1076	46G3569	9827-1056
19G4022	9827-1010	29G4077	9827-1005	40G4651	9827-1078	46G3596	9827-1049
20G3982	9827-1050	29G4340	9827-1038	40G4683	9827-1025	46G4821	9828-1010
20G4022	9827-1012	30G3596	9827-1007	40G5053	9828-1012	47G4340	9827-1039
20G4022E	9827-1051	30G3636	9827-1057	41G4651	9827-1041	47G4572	9827-1091
20G4154	9828-1026	30G3750	9827-1002	41G5116	9827-1027	47G4651	9827-1042
20G4272	9828-1028	31G3569	9827-1061	42G3935	9827-1062	48G4246	9827-1035
21G3353	9828-1000	31G4329	9828-1002	42G4266	9827-1074	48G4553	9827-1015
21G4140	9827-1086	32G4588	9827-1004	42G4313	9827-1017	48G5122	9828-1030
21G4380	9828-1001	33G3836	9827-1085	42G4455	9827-1021	49G4246	9827-1037
23G3805	9827-1059	33G4313	9827-1016	42G4553	9827-1044	49G4266	9827-1031
23G3836	9827-1084	33G4828	9827-1093	42G4620	9827-1024	49G4313	9827-1018
23G3935	9827-1058	34G4238	9828-1005	42G4683	9827-1026	50G4966	9828-1011
23G4057	9827-1063	36G4683	9827-1073	42G4714	9827-1043	67G3470	9828-1020
23G4140	9827-1060	37G3672	9828-1025	43G3596	9827-1048	68G3108	9828-1041
23G4246	9827-1033	37G4322	9828-1029	43G4210	9827-1036	69G2919	9828-1023
23G4340	9827-1099	37G4474	9827-1022	43G4246	9827-1046	70G2809	9828-1019
24G3884	9828-1015	37G4604	9827-1092	43G4266	9827-1045	73G2644	9828-1021
24G4022	9827-1052	37G4620	9827-1072	43G4340	9827-1030	78G3640	9828-1018
24G4108	9827-1006	38G4266	9827-1087	43G4533	9827-1090	95G3021	9828-1022
24G5596	9828-1014	38G4494	9827-1089	44G3569	9827-1080	98G3541	9828-1024

G-Force® C12® Belts

G-Force C12 carbon belts offer advanced performance with a patented material construction and unique carbon tensile cord. G-Force C12 continuously variable transmission (CVT) belts use original equipment (OE) technology featuring trapezoidal top-notch and rounded cog design for superior flexibility and heat dissipation. G-Force C12 belts are engineered for drop-in fit with OE performance and durability.

Markets/Applications


G-Force C12 belts are specifically designed for recreational vehicles like snowmobiles and ATVs. Visit www.gates.com/gforce for an online Part Locator lookup and a recommended applications guide; or www.gatesnavigates.com for additional information.

Features/Advantages

- Exact OEM dimensions for drop-in fit with no clutch adjustments.
- Double and single cog configurations to match OEM belt designs maximizing heat control and flexibility.
- Advanced carbon tensile cords and reinforced fiber loaded rubber construction for durability and dependability.

Recommended Sheaves

Contact the Gates Made-To-Order Metals Team.



MULTI-SPEED BELTS

Product No. Series 9823

Part No.	Product No.	Top Width (in)	Part No.	Product No.	Top Width (in)	Part No.	Product No.	Top Width (in)
11C3218	9823-1022	1.125	29C3596	9823-1015	1.281	43C4210	9823-1001	1.438
13C3218	9823-1013	1.125	30C3750	9823-1003	1.313	44C4266	9823-1020	1.438
19C3218	9823-1012	1.167	37C4604	9823-1017	1.375	44C4553	9823-1006	1.438
19C3982	9823-1011	1.188	38C4494	9823-1016	1.375	46C3596	9823-1009	1.469
19C4022	9823-1025	1.188	39C4455	9823-1004	1.406	47C4651	9823-1000	1.469
21C4140	9823-1018	1.219	40C4313	9823-1028	1.406	48C4246	9823-1027	1.469
23C3836	9823-1023	1.219	40C4340	9823-1005	1.375	48C4553	9823-1002	1.469
23C4140	9823-1026	1.25	40C4683	9823-1019	1.406	49C4246	9823-1008	1.50
24C4022	9823-1010	1.25	41C4651	9823-1021	1.406	49C4266	9823-1007	1.50
27C3450	9823-1024	1.281	43C3596	9823-1014	1.438			

Multi-Speed Belts

Multi-Speed belts are made banded or bandless construction featuring high-modulus, fiber-loaded stock that offers transverse rigidity and flexibility at the same time. This results in higher load carrying capacity and long belt life.

Markets/Applications

Suitable for all industrial, wide-speed range open pulley or enclosed device variable speed drives.

Features/Advantages

- **Notch Design** reduced thermal and bending stresses for longer life.
- **Smooth Running** construction for minimal vibration at high speeds.
- Meets ARPM/RMA IP-3-2 **oil and heat resistant** standards.

Recommended Sheaves


Contact the Gates Made-To-Order Metals Team.

Notes

HV in the part number denotes Heavy Construction, which has a thickness of .700+.

Product No. Prefix	Construction
9800	Banded
9804	Bandless
9833	Bandless/Aramid Tensile

Additional sizes may be available on a Made-To-Order basis. Contact Customer Service for information.



Minimum Order Quantities for MTO Multi-Speed Belts

Size Range	Min. Quantity
1228V-1632V	42
1822V-2332V	28
2422V-2930V	20
3028V-3636V	16
3726V-4436V	12

Manufacturing variations may cause actual ship quantity to vary +/- 10% from these figures. Orders must be for a minimum of the quantities shown, or multiples thereof.

MULTI-SPEED BELTS

Product No. Series 9800, 9804 & 9833

Part No.	Product No.	O.C. (in)	Top Width (in)	Angle	Weight (Lbs.)	Part No.	Product No.	O.C. (in)	Top Width (in)	Angle	Weight (Lbs.)
1228V255	9804-0729	26.1	3/4	28	.45	1426V362	9804-0635	36.7	7/8	26	.74
⁴ 1230V341	9804-0814	34.6	3/4	30	.57	1430V215	9804-0702	21.8	7/8	30	.45
1230V348	9804-0815	35.3	3/4	30	.58	⁴ 1430V315	9804-0819	32.0	7/8	30	.60
1330V242	9804-0447	24.7	13/16	30	.55	1430V375	9804-0820	38.0	7/8	30	.70
1422V235	9804-0816	24.0	7/8	22	.44	1526V264	9804-0505	27.0	15/16	26	.54
1422V240	9804-0495	24.7	7/8	22	.46	1526V294	9804-0506	30.0	15/16	26	.59
1422V270	9804-0494	27.7	7/8	22	.49	1528V298	9804-0769	30.3	15/16	28	.60
1422V290	9804-0584	29.6	7/8	22	.51	1528V326	9804-0770	33.1	15/16	28	.64
1422V300	9804-0493	30.7	7/8	22	.53	1528V360	9804-0771	36.5	15/16	28	.70
1422V330	9804-0492	33.7	7/8	22	.57	1528V414	9804-0772	41.9	15/16	28	.79
1422V340	9804-0708	34.6	7/8	22	.58	1622V270	9804-0822	27.5	1	22	.60
1422V360	9804-0328	36.7	7/8	22	.60	1622V297	9804-0823	30.2	1	22	.62
1422V400	9804-0348	40.8	7/8	22	.65	1622V307	9804-0571	31.1	1	22	.64
1422V420	9804-0329	42.8	7/8	22	.68	1622V520	9804-0572	52.5	1	22	.82
1422V440	9804-0817	44.5	7/8	22	.70	1626V262	9804-0773	26.7	1	26	.60
1422V460	9804-0768	46.5	7/8	22	.72	1626V290	9804-0536	29.8	1	26	.65
1422V466	9804-0325	47.0	7/8	22	.73	1626V304	9804-0305	31.1	1	26	.70
1422V470	9804-0818	47.5	7/8	22	.74	1626V330	9804-0293	33.8	1	26	.74
1422V480	9804-0337	48.7	7/8	22	.75	1626V339	9804-0248	34.7	1	26	.75
1422V540	9804-0331	54.8	7/8	22	.82	1626V380	9804-0774	38.5	1	26	.84
1422V600	9804-0332	60.7	7/8	22	.90	1626V384	9804-0308	39.2	1	26	.85
1422V660	9804-0333	66.7	7/8	22	.96	1626V395	9804-0618	40.3	1	26	.86
1422V780	9804-0339	78.7	7/8	22	1.12	1626V411	9804-0537	41.9	1	26	.90
1426V299	9804-0656	30.5	7/8	26	.66	1626V428	9804-0775	43.3	1	26	.93
1426V328	9804-0636	33.3	7/8	26	.70	1626V440	9804-0291	44.7	1	26	.96

⁴ Minimum production quantity may apply. Contact Customer Service for availability.

Multi-Speed Belts

Product No. Series 9800, 9804 & 9833 (continued)

MULTI-SPEED BELTS

Part No.	Product No.	O.C. (in)	Top Width (in)	Angle	Weight (Lbs.)	Part No.	Product No.	O.C. (in)	Top Width (in)	Angle	Weight (Lbs.)
1626V455	9804-0617	46.2	1	26	.98	⁴ 1930V475	9804-0830	48.1	1 3/16	30	1.13
1626V513	9804-0776	51.8	1	26	1.10	1930V485	9804-0177	49.1	1 3/16	30	1.14
1626V517	9804-0249	52.1	1	26	1.13	1930V491	9804-0710	50.0	1 3/16	30	1.16
1626V597	9804-0393	60.6	1	26	1.27	1930V500	9804-0831	50.6	1 3/16	30	1.17
1626V604	9804-0306	61.2	1	26	1.30	1930V530	9804-0783	53.6	1 3/16	30	1.22
1628V210	9804-0686	21.2	1	28	.43	1930V541	9804-0220	55.0	1 3/16	30	1.25
1628V315	9804-0313	32.7	1	28	.75	1930V560	9804-0764	56.9	1 3/16	30	1.28
1632V210	9804-0323	21.9	1	32	.46	1930V585	9804-0178	59.1	1 3/16	30	1.33
1822V290	9804-0648	29.5	1 1/8	22	.67	1930V600	9804-0784	60.6	1 3/16	30	1.35
1822V328	9804-0651	33.5	1 1/8	22	.78	^o 1930V630	9804-0832	63.6	1 3/16	30	1.40
1826V250	9804-0592	25.4	1 1/8	26	.55	1930V641	9804-0221	64.6	1 3/16	30	1.45
1828V368	9804-0284	37.6	1 1/8	28	.90	⁴ 1930V800	9804-0835	80.6	1 3/16	30	1.72
1832V338	9804-0777	34.4	1 1/8	32	.80	^o 1930V891	9804-0206	89.6	1 3/16	30	1.87
1922V256	9804-0253	26.4	1 3/16	22	.67	2026V422	9804-0394	43.0	1 1/4	26	1.00
1922V277	9804-0611	28.2	1 3/16	22	.70	2026V445	9804-0520	45.2	1 1/4	26	1.02
1922V282	9804-0060	29.0	1 3/16	22	.73	2026V474	9804-0574	48.2	1 1/4	26	1.06
1922V298	9804-0500	30.6	1 3/16	22	.76	2026V607	9804-0395	61.5	1 1/4	26	1.26
1922V302	9804-0778	30.8	1 3/16	22	.78	2030V381	9804-0640	38.5	1 1/4	30	.94
1922V321	9804-0070	33.0	1 3/16	22	.83	⁴ 2126V297	9804-0842	30.4	1 5/16	26	.83
1922V332	9804-0713	34.0	1 3/16	22	.85	2126V307	9804-0785	31.4	1 5/16	26	.86
1922V338	9804-0501	34.7	1 3/16	22	.85	2126V309	9804-0314	31.7	1 5/16	26	.86
1922V363	9804-0027	37.1	1 3/16	22	.93	2126V365	9804-0526	37.4	1 5/16	26	.99
1922V381	9804-0307	38.8	1 3/16	22	.95	2126V377	9804-0843	38.4	1 5/16	26	1.02
1922V386	9804-0071	39.3	1 3/16	22	.97	2126V468	9804-0721	47.7	1 5/16	26	1.25
1922V403	9804-0530	41.4	1 3/16	22	1.00	2130V374	9804-0749	38.0	1 5/16	30	1.02
1922V417	9804-0376	42.5	1 3/16	22	1.05	2226V307	9804-0677	31.2	1 3/8	26	.85
1922V426	9804-0063	43.4	1 3/16	22	1.08	2230V266	9804-0615	27.5	1 3/8	30	.75
1922V443	9804-0072	45.1	1 3/16	22	1.10	2230V273	9804-0786	27.9	1 3/8	30	.76
1922V454	9804-0028	46.2	1 3/16	22	1.12	2230V275	9804-0358	28.1	1 3/8	30	.77
1922V460	9804-0622	46.8	1 3/16	22	1.14	2230V326	9804-0725	33.5	1 3/8	30	.93
1922V484	9804-0057	49.2	1 3/16	22	1.20	2230V375	9804-0678	38.2	1 3/8	30	1.07
1922V526	9804-0602	53.3	1 3/16	22	1.28	2322V329	9804-0679	33.4	1 7/16	22	1.05
1922V544	9804-0029	55.1	1 3/16	22	1.34	2322V347	9804-0680	35.2	1 7/16	22	1.07
1922V604	9804-0026	61.2	1 3/16	22	1.50	2322V364	9804-0058	37.2	1 7/16	22	1.11
1922V630	9804-0779	63.6	1 3/16	22	1.55	2322V396	9804-0547	40.6	1 7/16	22	1.20
1922V646	9804-0074	65.4	1 3/16	22	1.57	2322V421	9804-0076	42.9	1 7/16	22	1.27
1922V666	9804-0075	67.4	1 3/16	22	1.60	2322V434	9804-0681	44.2	1 7/16	22	1.30
1922V686	9804-0603	69.3	1 3/16	22	1.65	2322V441	9804-0127	45.1	1 7/16	22	1.35
1922V706	9804-0569	71.3	1 3/16	22	1.70	2322V461	9804-0726	47.0	1 7/16	22	1.40
1922V756	9804-0179	76.4	1 3/16	22	1.84	2322V481	9804-0053	49.2	1 7/16	22	1.45
1922V806	9804-0674	81.3	1 3/16	22	1.92	2322V521	9804-0044	52.8	1 7/16	22	1.55
1922V846	9804-0716	85.4	1 3/16	22	2.02	2322V541	9804-0059	55.1	1 7/16	22	1.60
1926V249	9804-0621	25.3	1 3/16	26	.68	2322V601	9804-0025	61.2	1 7/16	22	1.75
1926V250	9804-0633	25.7	1 3/16	26	.69	2322V621	9804-0734	63.0	1 7/16	22	1.85
1926V275	9804-0688	28.1	1 3/16	26	.73	2322V661	9804-0078	67.4	1 7/16	22	1.94
1926V333	9804-0255	33.9	1 3/16	26	.84	2322V681	9804-0073	68.8	1 7/16	22	2.00
1926V367	9804-0050	37.2	1 3/16	26	.92	2322V701	9804-0162	71.4	1 7/16	22	2.06
1926V376	9804-0624	38.8	1 3/16	26	.94	2322V721	9804-0062	73.4	1 7/16	22	2.11
1926V380	9804-0509	38.9	1 3/16	26	.95	2322V801	9804-0079	81.4	1 7/16	22	2.35
1926V390	9804-0780	39.6	1 3/16	26	.96	2326V310	9804-0706	31.8	1 7/16	26	.92
1926V407	9804-0256	41.4	1 3/16	26	1.00	2326V359	9804-0789	36.6	1 7/16	26	1.10
⁴ 1926V415	9804-0826	42.1	1 3/16	26	1.02	2330V273	9804-0619	27.9	1 7/16	30	.80
1926V427	9804-0827	40.3	1 3/16	26	1.04	2330V338	9800-0728	34.6	1 7/16	30	.97
1926V507	9804-0508	51.4	1 3/16	26	1.20	2330V359	9804-0690	36.5	1 7/16	30	1.06
1926V542	9804-0638	55.4	1 3/16	26	1.27	2332V373	9804-0479	38.0	1 7/16	32	1.10
1930V355	9804-0828	36.1	1 3/16	30	.90	2426V343	9800-0483	35.4	1 1/2	26	1.15
1930V366	9804-0781	37.2	1 3/16	30	.93	2430V297	9804-0717	30.7	1 1/2	30	1.04
1930V375	9804-0782	38.1	1 3/16	30	.94	⁴ 2430V302	9804-0845	30.9	1 1/2	30	1.05
1930V400	9804-0144	40.7	1 3/16	30	1.00	2430V345	9804-0847	35.2	1 1/2	30	1.17
1930V425	9804-0790	43.1	1 3/16	30	1.04	2430V379	9804-0848	38.6	1 1/2	30	1.27
1930V431	9804-0709	44.0	1 3/16	30	1.06	2436V331	9804-0366	34.0	1 1/2	36	1.13
1930V450	9804-0829	45.6	1 3/16	30	1.08	2526V302	9800-0069	30.7	1 9/16	26	2.16

⁴ Minimum production quantity may apply. Contact Customer Service for availability.
^o Available Until Stock Depleted.

Multi-Speed Belts

Product No. Series 9800, 9804 & 9833 (continued)

Part No.	Product No.	O.C. (in)	Top Width (in)	Angle	Weight (Lbs.)	Part No.	Product No.	O.C. (in)	Top Width (in)	Angle	Weight (Lbs.)
2526V314	9800-0002	32.4	1 9/16	26	2.20	2926V546	9800-0067	55.5	1 13/16	26	2.80
2528V370	9804-0851	37.7	1 9/16	28	2.40	2926V574	9800-0085	58.3	1 13/16	26	2.90
2530V300	9800-0521	31.0	1 9/16	30	2.15	2926V586	9800-0068	59.5	1 13/16	26	2.95
2530V335	9804-0852	34.2	1 9/16	30	2.25	2926V606	9800-0015	61.5	1 13/16	26	3.05
2530V470	9804-0791	47.7	1 9/16	30	2.70	2926V616	9800-0149	63.3	1 13/16	26	3.10
2530V490	9800-0326	50.0	1 9/16	30	2.75	2926V636	9800-0086	64.4	1 13/16	26	3.18
2530V500	9800-0712	50.9	1 9/16	30	2.80	2926V646	9800-0087	65.5	1 13/16	26	3.20
2530V530	9800-0654	54.0	1 9/16	30	2.85	2926V666	9800-0088	67.5	1 13/16	26	3.32
2530V550	9800-0436	56.0	1 9/16	30	2.95	2926V686	9800-0089	69.5	1 13/16	26	3.40
2530V575	9833-0730	58.5	1 9/16	30	3.05	2926V706	9800-0118	71.5	1 13/16	26	3.50
2530V595	9800-0166	60.7	1 9/16	30	3.10	2926V726	9800-0035	73.5	1 13/16	26	3.55
2530V600	9804-0793	60.7	1 9/16	30	3.13	2926V776	9800-0090	78.5	1 13/16	26	3.75
2530V610	9800-0437	62.0	1 9/16	30	3.15	2926V786	9800-0735	79.4	1 13/16	26	3.85
2530V618	9800-0260	62.5	1 9/16	30	3.20	2926V834	9800-0704	84.2	1 13/16	26	4.05
2530V630	9800-0164	64.2	1 9/16	30	3.25	2926V856	9800-0040	86.4	1 13/16	26	4.10
2530V660	9800-0438	67.0	1 9/16	30	3.30	2926V891	9804-0092	90.0	1 13/16	26	4.30
2530V670	9800-0165	68.2	1 9/16	30	3.35	2926V906	9800-0093	91.5	1 13/16	26	4.35
⁴ 2530V680	9804-0854	68.7	1 9/16	30	3.40	2926V966	9800-0094	97.5	1 13/16	26	4.60
2530V690	9800-0439	70.0	1 9/16	30	3.45	2926V1006	9800-0095	101.5	1 13/16	26	4.75
2530V700	9800-0275	71.0	1 9/16	30	3.47	2926V1026	9800-0684	103.6	1 13/16	26	4.85
2530V730	9800-0211	74.2	1 9/16	30	3.50	2926V1086	9800-0685	109.6	1 13/16	26	5.10
2530V740	9800-0683	75.0	1 9/16	30	3.55	2930V348	9833-0727	35.5	1 13/16	26	1.95
2530V750	9800-0180	76.2	1 9/16	30	3.60	2930V492	9800-0590	50.0	1 13/16	26	2.56
2530V790	9800-0214	80.0	1 9/16	30	3.75	3028V386	9800-0529	39.4	1 7/8	28	1.71
2530V840	9800-0215	85.0	1 9/16	30	3.90	3030V357	9800-0692	36.5	1 7/8	30	1.56
2530V890	9800-0216	90.0	1 9/16	30	4.10	3030V387	9800-0694	39.6	1 7/8	30	1.72
2530V934	9800-0163	94.4	1 9/16	30	4.20	⁴ 3036V351	9800-0310	36.0	1 7/8	36	1.53
2530V990	9800-0217	100.0	1 9/16	30	4.40	3226V392	9800-0670	39.8	2	26	2.05
2530V1090	9800-0218	110.0	1 9/16	30	4.70	3226V400	9800-0012	41.1	2	26	2.10
⁴ 2530V1190	9800-0219	119.7	1 9/16	30	5.05	3226V433	9804-0581	44.1	2	26	2.20
2530V1290	9800-0207	130.0	1 9/16	30	5.35	3226V439	9804-0864	44.7	2	26	2.25
2530V1490	9800-0904	150.0	1 9/16	30	6.00	3226V450	9800-0695	45.8	2	26	2.30
⁴ 2530V1690	9800-0794	169.8	1 9/16	30	6.65	3226V465	9800-0400	47.4	2	26	2.35
2626V369	9800-0645	37.4	1 5/8	26	1.40	3226V505	9800-0543	51.4	2	26	2.55
2626V388	9800-0649	39.7	1 5/8	26	1.60	3226V514	9800-0647	52.3	2	26	2.60
2630V345	9800-0616	35.3	1 5/8	30	1.15	3226V545	9800-0477	55.3	2	26	2.75
2630V395	9804-0858	40.2	1 5/8	30	1.68	3226V585	9800-0542	59.4	2	26	2.90
2636V332	9800-0360	34.0	1 5/8	36	1.00	3226V603	9800-0701	61.4	2	26	3.00
2822V778	9800-0017	79.5	1 3/4	22	3.00	3226V650	9804-0763	65.9	2	26	3.20
2826V412	9800-0646	41.9	1 3/4	26	1.55	3226V663	9800-0423	67.4	2	26	3.25
2826V452	9800-0650	46.0	1 3/4	26	1.70	3226V723	9800-0424	73.4	2	26	3.55
2830V337	9800-0691	34.8	1 3/4	30	1.24	3226V783	9800-0700	79.5	2	26	3.80
2830V363	9833-0662	36.8	1 3/4	30	1.34	3226V843	9800-0426	85.4	2	26	4.10
2830V366	9833-0434	37.2	1 3/4	30	1.33	3226V903	9800-0427	91.4	2	26	4.35
2830V367	9800-0916	37.9	1 3/4	30	1.37	3226V963	9800-0428	97.4	2	26	4.60
2830V393	9800-0664	39.9	1 3/4	30	1.46	3226V1023	9800-0429	103.4	2	26	4.90
2830V396	9833-0435	40.3	1 3/4	30	1.48	3226V1083	9800-0430	109.4	2	26	5.20
2830V422	9800-0665	42.7	1 3/4	30	1.56	3230HV856	9800-0756	86.7	2	30	6.44
⁴ 2830V428	9804-0859	43.6	1 3/4	30	1.60	3230HV931	9800-0755	94.2	2	30	5.90
⁴ 2830V492	9804-0860	50.1	1 3/4	30	1.85	3230V419	9800-0653	42.7	2	30	2.00
2836V343	9800-0120	35.1	1 3/4	36	1.27	3230V481	9804-0866	48.9	2	30	2.30
2836V350	9800-0324	35.8	1 3/4	36	1.30	⁴ 3230V630	9804-0868	63.8	2	30	3.10
2836V380	9800-0367	38.8	1 3/4	36	1.40	3230V670	9804-0796	67.8	2	30	3.30
2926V366	9804-0081	37.5	1 13/16	26	2.03	⁴ 3230V850	9804-0873	85.8	2	30	4.20
2926V400	9804-0759	40.8	1 13/16	26	2.20	3236HV528	9800-0612	53.8	2	36	3.40
2926V426	9800-0258	43.5	1 13/16	26	2.30	3236HV553	9800-0604	56.3	2	36	3.60
2926V471	9800-0082	48.0	1 13/16	26	2.45	3236HV570	9800-0605	58.0	2	36	3.70
2926V477	9804-0762	48.5	1 13/16	26	2.50	3236HV585	9800-0606	59.5	2	36	3.85
2926V486	9800-0083	49.2	1 13/16	26	2.55	3236HV603	9800-0607	61.3	2	36	3.95
2926V491	9800-0084	50.0	1 13/16	26	2.55	3236HV613	9800-0347	62.2	2	36	4.00
2926V521	9800-0064	53.0	1 13/16	26	2.70	3236HV620	9800-0608	63.0	2	36	4.10
⁴ 2926V534	9804-0861	54.2	1 13/16	26	2.75	3236HV626	9800-0370	63.6	2	36	4.10

MULTI-SPEED BELTS

⁴ Minimum production quantity may apply. Contact Customer Service for availability.

Multi-Speed Belts

Product No. Series 9800, 9804 & 9833 (continued)

MULTI-SPEED BELTS

Part No.	Product No.	O.C. (in)	Top Width (in)	Angle	Weight (Lbs.)	Part No.	Product No.	O.C. (in)	Top Width (in)	Angle	Weight (Lbs.)
3236HV644	9800-0371	65.4	2	36	4.27	4430V970	9800-0116	98.0	2 3/4	30	8.40
3236HV670	9800-0372	68.0	2	36	4.45	4430V1000	9800-0753	101.1	2 3/4	30	8.50
3236HV702	9800-0048	71.1	2	36	4.70	4430V1030	9800-0117	104.0	2 3/4	30	8.90
3236HV723	9800-0431	73.2	2	36	4.85	4430V1090	9800-0153	110.0	2 3/4	30	9.40
3236HV821	9800-0639	83.1	2	36	5.60	4430V1150	9800-0658	116.0	2 3/4	30	9.90
3236V369	9800-0122	37.7	2	36	1.80	4430V1250	9800-0752	126.1	2 3/4	30	10.80
3236V389	9800-0121	39.7	2	36	1.95	4430V1320	9800-0171	133.0	2 3/4	30	11.40
3236V432	9800-0368	44.2	2	36	2.35	4430V1410	9800-0765	142.0	2 3/4	30	12.20
3326V478	9800-0628	48.5	2 1/16	26	2.40	4430V1460	9800-0766	147.0	2 3/4	30	12.60
3430V424	9804-0877	43.3	2 1/8	30	2.35	4430V1610	9800-0767	162.0	2 3/4	30	14.00
3430V476	9800-0878	48.8	2 1/8	30	2.65	⁴ 4430V1810	9800-0808	182.0	2 3/4	30	15.90
3430V493	9804-0879	50.1	2 1/8	30	2.75	⁴ 4430V1917	9800-0809	192.7	2 3/4	30	16.80
3432V450	9804-0880	45.8	2 1/8	32	2.52	4436V525	9800-0125	53.5	2 3/4	36	4.70
3432V456	9804-0797	46.5	2 1/8	32	2.55	4436V551	9800-0154	56.1	2 3/4	36	5.00
3432V480	9804-0881	48.8	2 1/8	32	2.67	⁴ 4436V555	9800-0066	56.5	2 3/4	36	5.03
3432V484	9804-0798	49.3	2 1/8	32	2.70	4436V576	9800-0131	58.6	2 3/4	36	5.30
3432V528	9804-0882	53.4	2 1/8	32	2.92	4436V646	9800-0522	65.5	2 3/4	36	6.05
3432V534	9804-0799	54.3	2 1/8	32	2.97	4436V714	9800-0363	72.7	2 3/4	36	6.80
3436V404	9804-0364	41.3	2 1/8	36	2.27	4626V596	9800-0011	60.6	2 7/8	26	7.10
3630V455	9804-0883	46.4	2 1/4	30	2.75	4630V650	9800-0613	66.1	2 7/8	30	7.35
3636V479	9800-0361	48.8	2 1/4	36	3.30	4630V663	9800-0378	67.3	2 7/8	30	7.40
3726V558	9800-0757	56.9	2 5/16	26	4.40	4630V668	9800-0698	68.1	2 7/8	30	7.45
3826V459	9804-0004	46.8	2 3/8	26	3.70	4630V683	9800-0464	69.3	2 7/8	30	7.50
3826V465	9800-0055	47.5	2 3/8	26	3.73	4630V733	9800-0699	74.3	2 7/8	30	7.75
3830V501	9800-0379	51.0	2 3/8	30	3.80	4630V1070	9800-0034	108.1	2 7/8	30	9.30
3830V510	9800-0689	52.0	2 3/8	30	3.82	⁴ 4632V722	9800-0510	73.5	2 7/8	32	7.70
3830V517	9800-0614	52.7	2 3/8	30	3.85	4830V602	9800-0652	61.1	3	30	6.00
3830V580	9800-0696	59.0	2 3/8	30	4.00	⁴ 4830V614	9800-0548	62.5	3	30	6.05
3836V418	9800-0124	42.7	2 3/8	36	3.59	4830V653	9800-0546	66.4	3	30	6.40
3836V426	9800-0123	43.6	2 3/8	36	3.60	4830V692	9800-0545	70.3	3	30	6.75
⁰ 4030V538	9804-0687	54.5	2 1/2	30	3.80	4830V699	9800-0610	71.0	3	30	6.75
⁴ 4030V590	9804-0884	60.0	2 1/2	30	4.15	4830V730	9800-0544	74.1	3	30	7.10
4036V541	9800-0562	55.4	2 1/2	36	3.82	4830V750	9800-0813	76.0	3	30	7.20
4036V574	9800-0369	58.3	2 1/2	36	4.02	4830V850	9800-0566	86.1	3	30	8.00
⁴ 4230V503	9800-0637	51.4	2 5/8	30	4.35	4830V970	9800-0567	98.1	3	30	9.00
4230V556	9800-0601	56.8	2 5/8	30	4.45	⁴ 4830V1070	9800-0598	108.1	3	30	9.75
4230V605	9800-0489	61.0	2 5/8	30	4.60	⁴ 4836V588	9800-0010	59.8	3	36	6.00
4234V998	9800-0143	100.9	2 5/8	34	5.50	4836V608	9800-0096	61.9	3	36	6.20
4330V521	9800-0594	53.2	2 1 1/16	30	4.65	4836V618	9800-0155	63.4	3	36	6.40
4430V510	9800-0513	52.0	2 3/4	30	4.20	⁰ 4836V642	9800-0609	65.3	3	36	6.60
4430V530	9800-0736	54.0	2 3/4	30	4.30	4836V655	9800-0133	66.6	3	36	6.80
4430V548	9800-0463	55.0	2 3/4	30	4.50	4836V789	9800-0102	80.0	3	36	8.40
4430V555	9800-0132	56.5	2 3/4	30	4.50	4836V850	9800-0031	86.1	3	36	9.10
4430V560	9804-0886	57.0	2 3/4	30	4.63	4836V1180	9800-0758	119.3	3	36	13.00
⁴ 4430V570	9804-0887	58.0	2 3/4	30	4.70	5126V938	9800-0246	95.0	3 3/16	26	11.65
4430V578	9800-0441	59.0	2 3/4	30	4.80	5130V732	9800-0663	74.6	3 3/16	30	9.40
4430V600	9804-0803	61.0	2 3/4	30	4.97	5228V930	9800-0894	94.4	3 1/4	28	10.50
4430V610	9800-0111	62.0	2 3/4	30	5.07	⁵ 5228V930S	9800-0737	94.4	3 1/4	28	21.00
4430V630	9800-0442	64.0	2 3/4	30	5.20	5230V662	9800-0660	67.3	3 1/4	30	7.60
4430V652	9804-0888	66.2	2 3/4	30	5.50	5230V734	9800-0893	75.3	3 1/4	30	8.50
4430V660	9800-0443	67.0	2 3/4	30	5.50	⁵ 5230V734S	9800-0657	75.3	3 1/4	30	16.80
4430V670	9800-0112	68.0	2 3/4	30	5.65	5230V867	9800-0895	88.3	3 1/4	30	9.95
4430V690	9800-0444	70.0	2 3/4	30	5.80	^{4,5} 5230V867S	9800-0659	88.3	3 1/4	30	20.00
4430V700	9800-0150	71.0	2 3/4	30	5.80	⁴ 5636V750	9800-0235	76.4	3 1/2	36	12.39
4430V730	9800-0065	74.0	2 3/4	30	6.20	5636V774	9800-0237	78.7	3 1/2	36	10.95
4430V740	9800-0445	75.0	2 3/4	30	6.30	5830V756	9800-0661	76.9	3 5/8	30	13.00
4430V760	9804-0806	77.0	2 3/4	30	6.40	5836V737	9800-0309	75.0	3 5/8	36	13.00
4430V772	9833-0723	78.6	2 3/4	30	6.60	6036V850	9800-0105	86.3	3 3/4	36	11.30
4430V790	9800-0113	80.0	2 3/4	30	6.80	6236V694	9800-0147	70.8	3 7/8	36	9.20
4430V850	9800-0114	86.0	2 3/4	30	7.40	6236V762	9800-0104	77.6	3 7/8	36	10.80
4430V910	9800-0115	92.0	2 3/4	30	7.80	⁴ 6236V905	9800-0013	91.9	3 7/8	36	14.38

⁴ Minimum production quantity may apply. Contact Customer Service for availability.
⁵ Set of 2.
⁰ Available Until Stock Depleted.

Nu-T-Link® Belting

Nu-T-Link V-belting is designed for rapid installation in an assortment of lengths and operating conditions.

Markets/Applications

Suitable alternative to standard belts on all industrial applications and particularly suited to drives requiring link belting for ease of installation.

Features/Advantages

- **Color Coded Studs** make for easy identification and installation.
- **Orange Polyurethane/Polyester** composite resists oil, water, chemicals and heat (working temperature range: -40°F to +212°F (-40°C to +100°C)).
- May be assembled in an assortment of lengths to fit multiple drive configurations.

Recommended Sheaves

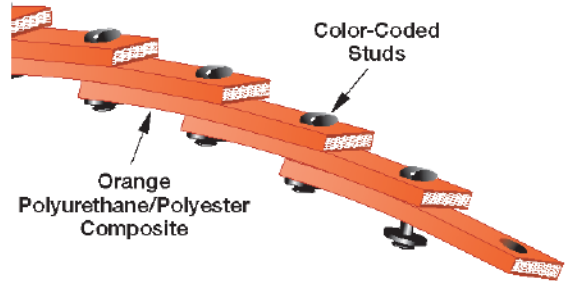
Multi-Duty® Sheaves

Notes

Nu-T-Link is available in 50 foot reels.

The studs are color coded: 0 - Red; A - Silver; B - Green; C - Blue; D - Black; E-Black. Nu-T-Link does not meet RMA requirements for V-belt static conductivity.

WARNING: Do NOT use with backside idlers.



Product No. Series 7760

Nu-T-Link®

Part No.	Product No.	Cross Section	Top Width (in)	Std. Roll (ft)	Weight (Lbs.)
NTL/0	7760-6101	0	3/8	50	.10
NTL/A	7760-6102	A	1/2	50	.12
NTL/B	7760-6103	B	21/32	50	.16
NTL/C	7760-6104	C	7/8	50	.21

NOTE: A Nu-T-Link assembly tool will be supplied free of charge with belting. Additional assembly tools are available. Contact Customer Service for availability.

Nu-T-Link® Belting Assembly Tool

Part No.	Product No.
NTL/TOOL	7469-0701

Easy-Splice V-Belting

Easy-Splice V-Belting has dependable, non-slip design with minimal stretch characteristics made to outlast other types of open-end belting.

Markets/Applications

Suitable alternative to standard belts on all industrial applications and particularly suited to drives requiring connected belting for ease of installation.

Features/Advantages

- Special resilient **tensile cords** impart high strength and keep stretch to a minimum, prolonging belt life and reducing maintenance.
- Special, **square cut fabric reinforcement** provides a tough, durable anchor for the fastener, while allowing the belt to remain flexible.
- Meets ARPM/RMA IP-3-2 **oil and heat resistant** standards.

Recommended Sheaves

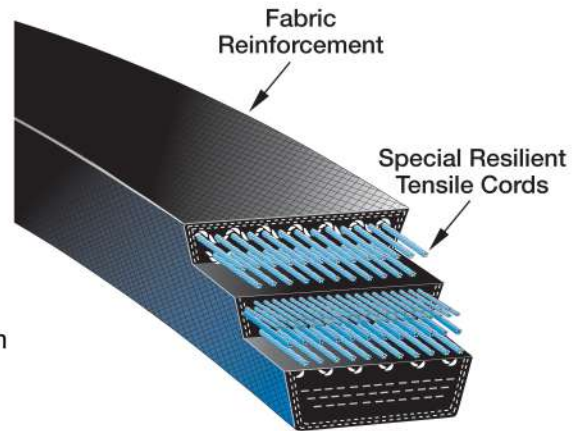
Multi-Duty® Sheaves

Notes

Easy-Splice is available in cross sections A-VO, B-VO, C-VO, D-VO and BB-VO, which correspond to the A, B, C, D, and BB standard industrial V-belt cross sections.

Sold in full rolls only.

Easy-Splice fasteners are not available from Gates. Contact Flexible Steel Lacing Company in Downers Grove, IL at (630) 971-0150 or www.flexco.com.



Product No. Series 9300 & 9310

Part No.	Product No.	Std. Roll (ft)	Top Width (in)	Weight (Lbs.)	Max. Pieces Std. Roll	Min. Length Ea. Piece (ft)
AVO/525	9300-0002	525 +/- 10 ft.	1/2	.09	3	20
BBVO/350	9310-0004	350 +/- 30 ft.	21/32	.17	4	20
BVO/500	9300-0003	500 +/- 10 ft.	21/32	.14	3	20
CVO/450	9300-0004	450 +/- 10 ft.	7/8	.21	3	20
DVO/160	9300-0005	160 +/- 10 ft.	1 1/4	.48	3	20

Power Round® Belts

Heavy-duty round belt designed for demanding applications. These belts are designed for 1/4 turn or twisted drives where more than an O-ring is required.

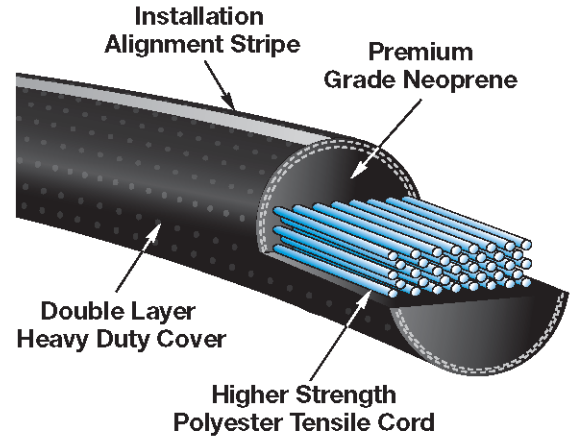
Markets/Applications

Designed to meet the needs of higher speed Conveyor Applications.

Ideal for 1/4 turn or twisted, serpentine drives, power turn and line shaft conveyors.

Features/Advantages

- **Flex-Bonded Higher Strength Polyester Tensile Cords** are strongly bonded to the body of the belt resulting in equal load distribution and the absorption of bending stress without cord deterioration.
- The **Flex-Weave® Double Layer Heavy-Duty Cover** is constructed for longer cover life, providing extended protection to the core of the belt from oil, dirt, and heat.
- Installation **Alignment Stripe** runs the entire length of the belt to aid in eliminating belt twists during installation.
- Minimal stretch for minimum take-up requirements.
- No splice for added durability.
- Meets ARPM/RMA IP-3-2 **oil and heat resistant** standards.
- Meets ARPM/RMA IP-3-3 **static conductivity** requirements.



Recommended Sheaves

Hi-Power® Multi-Duty® Sheaves

Notes

Additional sizes from 42 inches to 660 inches are available upon request and require minimum order quantities of 87 belts per size +/- 10%. Contact Customer Service for availability and setup.

Product No. Series 8819

9/16" Diameter

Part No.	Product No.	Inside Length (in)	Part No.	Product No.	Inside Length (in)
9 X 41 3/8 PR	8819-0010	41 3/8	9 X 200 PR	8819-0008	200
9 X 54 PR	8819-0011	54	9 X 210 PR	8819-0007	210
9 X 90 PR	8819-0012	90	9 X 233 PR	8819-0002	233
9 X 101 PR	8819-0029	101	9 X 250 PR	8819-0000	250
9 X 112 PR	8819-0013	112	9 X 270 PR	8819-0001	270
9 X 120 PR	8819-0014	120	9 X 308 PR	8819-0003	308
9 X 128 PR	8819-0015	128	9 X 331 PR	8819-0004	331
9 X 129 3/4 PR	8819-0016	129 3/4	9 X 345 PR	8819-0009	345
9 X 135 PR	8819-0017	135	9 X 386 PR	8819-0006	386
9 X 144 PR	8819-0018	144	9 X 416 PR	8819-0025	416
9 X 148 PR	8819-0019	148	9 X 447 PR	8819-0026	447
9 X 155 PR	8819-0020	155	9 X 465 PR	8819-0027	465
9 X 166 PR	8819-0021	166	9 X 500 PR	8819-0030	500
9 X 172 PR	8819-0022	172	9 X 564 PR	8819-0005	564
9 X 176 PR	8819-0023	176	9 X 600 PR	8819-0031	600
9 X 190 PR	8819-0024	190	9 X 660 PR	8819-0028	660

SPECIALTY BELTS

Round Endless Belts

These belts are designed for 1/4 turn or twisted drives where more than an O-ring is required.

Markets/Applications

Round Endless belts are ideal for 1/4 turn or twisted drives, serpentine drives, power turn and line shaft conveyors and commercial sewing machines.

Features/Advantages


- Minimal stretch for minimum take-up requirements.
- No splice for added durability.

Recommended Sheaves

Contact the Gates Made-To-Order Metals Team.

Notes

Standard-stocked Round Endless belts are footnoted. All others are Made-To-Order and may require minimum order quantities. Contact Customer Service for availability.



Product No. Series 8820

Minimum order quantity for 1/4" Round Endless Belts is 180 belts per size +/- 10%.

1/4" Diameter

Part No.	Product No.	Inside Length (in)	Part No.	Product No.	Inside Length (in)	Part No.	Product No.	Inside Length (in)
4 X 33 RE BELT	8820-0499	33	4 X 51 RE BELT	8820-0571	51	4 X 69 RE BELT	8820-0643	69
4 X 34 RE BELT	8820-0503	34	4 X 52 RE BELT	8820-0575	52	4 X 70 RE BELT	8820-0647	70
4 X 35 RE BELT	8820-0507	35	4 X 53 RE BELT	8820-0579	53	4 X 71 RE BELT	8820-0651	71
4 X 36 RE BELT	8820-0511	36	4 X 54 RE BELT	8820-0583	54	4 X 72 RE BELT	8820-0655	72
4 X 37 RE BELT	8820-0515	37	4 X 55 RE BELT	8820-0587	55	4 X 73 RE BELT	8820-0659	73
4 X 38 RE BELT	8820-0519	38	4 X 56 RE BELT	8820-0591	56	4 X 74 RE BELT	8820-0663	74
4 X 39 RE BELT	8820-0523	39	4 X 57 RE BELT	8820-0595	57	4 X 75 RE BELT	8820-0667	75
4 X 40 RE BELT	8820-0527	40	4 X 58 RE BELT	8820-0599	58	4 X 76 RE BELT	8820-0671	76
4 X 41 RE BELT	8820-0531	41	4 X 59 RE BELT	8820-0603	59	4 X 77 RE BELT	8820-0675	77
4 X 42 RE BELT	8820-0535	42	4 X 60 RE BELT	8820-0607	60	4 X 78 RE BELT	8820-0679	78
4 X 43 RE BELT	8820-0539	43	4 X 61 RE BELT	8820-0611	61	4 X 79 RE BELT	8820-0683	79
4 X 44 RE BELT	8820-0543	44	4 X 62 RE BELT	8820-0615	62	4 X 80 RE BELT	8820-0687	80
4 X 45 RE BELT	8820-0547	45	4 X 63 RE BELT	8820-0619	63	4 X 81 RE BELT	8820-0691	81
4 X 46 RE BELT	8820-0551	46	4 X 64 RE BELT	8820-0623	64	4 X 82 RE BELT	8820-0695	82
4 X 47 RE BELT	8820-0555	47	4 X 65 RE BELT	8820-0627	65	4 X 83 RE BELT	8820-0699	83
4 X 48 RE BELT	8820-0559	48	4 X 66 RE BELT	8820-0631	66	4 X 84 RE BELT	8820-0703	84
4 X 49 RE BELT	8820-0563	49	4 X 67 RE BELT	8820-0635	67	4 X 85 RE BELT	8820-0707	85
4 X 50 RE BELT	8820-0567	50	4 X 68 RE BELT	8820-0639	68			

5/16" Diameter

Minimum order quantity for 5/16" Round Endless Belts is 165 belts per size +/- 10%.

Part No.	Product No.	Inside Length (in)	Part No.	Product No.	Inside Length (in)	Part No.	Product No.	Inside Length (in)
5 X 33 RE BELT	8820-0838	33	5 X 50 RE BELT	8820-0906	50	5 X 68 RE BELT	8820-0978	68
¹⁶ 5 X 33 1/2 RE BELT	8820-0840	33 1/2	5 X 51 RE BELT	8820-0910	51	5 X 69 RE BELT	8820-0982	69
¹⁶ 5 X 34 RE BELT	8820-0842	34	5 X 52 RE BELT	8820-0914	52	5 X 70 RE BELT	8820-0986	70
5 X 35 RE BELT	8820-0846	35	5 X 53 RE BELT	8820-0918	53	5 X 71 RE BELT	8820-0990	71
5 X 36 RE BELT	8820-0850	36	5 X 54 RE BELT	8820-0922	54	5 X 72 RE BELT	8820-0994	72
5 X 37 RE BELT	8820-0854	37	5 X 55 RE BELT	8820-0926	55	5 X 73 RE BELT	8820-0998	73
5 X 38 RE BELT	8820-0858	38	5 X 56 RE BELT	8820-0930	56	5 X 74 RE BELT	8820-1002	74
5 X 39 RE BELT	8820-0862	39	5 X 57 RE BELT	8820-0934	57	5 X 75 RE BELT	8820-1006	75
5 X 40 RE BELT	8820-0866	40	5 X 58 RE BELT	8820-0938	58	5 X 76 RE BELT	8820-1010	76
5 X 41 RE BELT	8820-0870	41	5 X 59 RE BELT	8820-0942	59	5 X 77 RE BELT	8820-1014	77
5 X 42 RE BELT	8820-0874	42	5 X 60 RE BELT	8820-0946	60	5 X 78 RE BELT	8820-1018	78
5 X 43 RE BELT	8820-0878	43	5 X 61 RE BELT	8820-0950	61	5 X 79 RE BELT	8820-1022	79
5 X 44 RE BELT	8820-0882	44	5 X 62 RE BELT	8820-0954	62	5 X 80 RE BELT	8820-1026	80
5 X 45 RE BELT	8820-0886	45	5 X 63 RE BELT	8820-0958	63	5 X 81 RE BELT	8820-1030	81
5 X 46 RE BELT	8820-0890	46	5 X 64 RE BELT	8820-0962	64	5 X 82 RE BELT	8820-1034	82
5 X 47 RE BELT	8820-0894	47	5 X 65 RE BELT	8820-0966	65	5 X 83 RE BELT	8820-1038	83
5 X 48 RE BELT	8820-0898	48	5 X 66 RE BELT	8820-0970	66	5 X 84 RE BELT	8820-1042	84
5 X 49 RE BELT	8820-0902	49	5 X 67 RE BELT	8820-0974	67	5 X 85 RE BELT	8820-1046	85

16 Stocked and minimum order quantities are not required. All others are Made-To-Order and lead times and minimum production quantities may apply. Contact Customer Service for availability.

SPECIALTY BELTS

Round Endless Belts

Product No. Series 8820 (continued)

5/16" Diameter (continued)

Part No.	Product No.	Inside Length (in)	Part No.	Product No.	Inside Length (in)	Part No.	Product No.	Inside Length (in)
5 X 86 RE BELT	8820-1050	86	5 X 88 RE BELT	8820-1058	88	5 X 90 RE BELT	8820-1066	90
5 X 87 RE BELT	8820-1054	87	5 X 89 RE BELT	8820-1062	89			

3/8" Diameter

Minimum order quantity for 3/8" Round Endless Belts is 139 belts per size +/- 10%.

Part No.	Product No.	Inside Length (in)	Part No.	Product No.	Inside Length (in)	Part No.	Product No.	Inside Length (in)
6 X 33 RE BELT	8820-1222	33	6 X 62 RE BELT	8820-1338	62	6 X 92 RE BELT	8820-1458	92
¹⁶ 6 X 33 1/2 RE BELT	8820-1225	33 1/2	6 X 63 RE BELT	8820-1342	63	6 X 93 RE BELT	8820-1462	93
¹⁶ 6 X 34 RE BELT	8820-1226	34	6 X 64 RE BELT	8820-1346	64	6 X 94 RE BELT	8820-1466	94
6 X 35 RE BELT	8820-1230	35	6 X 65 RE BELT	8820-1350	65	6 X 95 RE BELT	8820-1470	95
¹⁶ 6 X 36 RE BELT	8820-1234	36	6 X 66 RE BELT	8820-1354	66	¹⁶ 6 X 96 RE BELT	8820-1474	96
6 X 37 RE BELT	8820-1238	37	6 X 67 RE BELT	8820-1358	67	¹⁶ 6 X 97 RE BELT	8820-1478	97
6 X 38 RE BELT	8820-1242	38	6 X 68 RE BELT	8820-1362	68	¹⁶ 6 X 98 RE BELT	8820-1486	98
6 X 39 RE BELT	8820-1246	39	6 X 69 RE BELT	8820-1366	69	6 X 99 RE BELT	8820-1482	99
6 X 40 RE BELT	8820-1250	40	6 X 70 RE BELT	8820-1370	70	6 X 100 RE BELT	8820-1490	100
6 X 41 RE BELT	8820-1254	41	6 X 71 RE BELT	8820-1374	71	6 X 101 RE BELT	8820-1494	101
6 X 42 RE BELT	8820-1258	42	6 X 72 RE BELT	8820-1378	72	6 X 102 RE BELT	8820-1498	102
6 X 43 RE BELT	8820-1262	43	6 X 73 RE BELT	8820-1382	73	6 X 103 RE BELT	8820-1502	103
6 X 44 RE BELT	8820-1266	44	6 X 74 RE BELT	8820-1386	74	6 X 104 RE BELT	8820-1506	104
6 X 45 RE BELT	8820-1270	45	6 X 75 RE BELT	8820-1390	75	6 X 105 RE BELT	8820-1510	105
6 X 46 RE BELT	8820-1274	46	6 X 76 RE BELT	8820-1394	76	6 X 106 RE BELT	8820-1514	106
6 X 47 RE BELT	8820-1278	47	6 X 77 RE BELT	8820-1398	77	6 X 107 RE BELT	8820-1518	107
6 X 48 RE BELT	8820-1282	48	6 X 78 RE BELT	8820-1402	78	6 X 108 RE BELT	8820-1522	108
6 X 49 RE BELT	8820-1286	49	6 X 79 RE BELT	8820-1406	79	6 X 109 RE BELT	8820-1526	109
6 X 50 RE BELT	8820-1290	50	6 X 80 RE BELT	8820-1410	80	6 X 110 RE BELT	8820-1530	110
6 X 51 RE BELT	8820-1294	51	6 X 81 RE BELT	8820-1414	81	6 X 111 RE BELT	8820-1534	111
6 X 52 RE BELT	8820-1298	52	6 X 82 RE BELT	8820-1418	82	6 X 112 RE BELT	8820-1538	112
6 X 53 RE BELT	8820-1302	53	6 X 83 RE BELT	8820-1422	83	6 X 113 RE BELT	8820-1542	113
6 X 54 RE BELT	8820-1306	54	6 X 84 RE BELT	8820-1426	84	6 X 114 RE BELT	8820-1546	114
6 X 55 RE BELT	8820-1310	55	6 X 85 RE BELT	8820-1430	85	6 X 115 RE BELT	8820-1550	115
6 X 56 RE BELT	8820-1314	56	6 X 86 RE BELT	8820-1434	86	6 X 116 RE BELT	8820-1554	116
6 X 57 RE BELT	8820-1318	57	6 X 87 RE BELT	8820-1438	87	6 X 117 RE BELT	8820-1558	117
6 X 58 RE BELT	8820-1322	58	6 X 88 RE BELT	8820-1442	88	6 X 118 RE BELT	8820-1562	118
6 X 59 RE BELT	8820-1326	59	¹⁶ 6 X 89 RE BELT	8820-1446	89	6 X 119 RE BELT	8820-1566	119
6 X 60 RE BELT	8820-1330	60	6 X 90 RE BELT	8820-1460	90	6 X 120 RE BELT	8820-1570	120
6 X 61 RE BELT	8820-1334	61	6 X 91 RE BELT	8820-1454	91			

7/16" Diameter

Minimum order quantity for 7/16" Round Endless Belts is 115 belts per size +/- 10%.

Part No.	Product No.	Inside Length (in)	Part No.	Product No.	Inside Length (in)	Part No.	Product No.	Inside Length (in)
7 X 33 RE BELT	8820-1831	33	7 X 50 RE BELT	8820-1899	50	7 X 71 RE BELT	8820-1983	71
¹⁶ 7 X 34 RE BELT	8820-1835	34	7 X 51 RE BELT	8820-1903	51	7 X 72 RE BELT	8820-1987	72
7 X 35 RE BELT	8820-1839	35	7 X 52 RE BELT	8820-1907	52	7 X 73 RE BELT	8820-1991	73
¹⁶ 7 X 36 RE BELT	8820-1843	36	7 X 53 RE BELT	8820-1911	53	7 X 74 RE BELT	8820-1995	74
7 X 37 RE BELT	8820-1847	37	7 X 54 RE BELT	8820-1915	54	7 X 75 RE BELT	8820-1999	75
7 X 38 RE BELT	8820-1851	38	7 X 55 RE BELT	8820-1919	55	7 X 76 RE BELT	8820-2003	76
7 X 39 RE BELT	8820-1859	39	7 X 56 RE BELT	8820-1923	56	7 X 77 RE BELT	8820-2007	77
7 X 40 RE BELT	8820-1841	40	7 X 57 RE BELT	8820-1927	57	¹⁶ 7 X 77 1/4 RE BELT	8820-2008	77 1/4
7 X 41 RE BELT	8820-1863	41	7 X 58 RE BELT	8820-1931	58	7 X 78 RE BELT	8820-2011	78
7 X 42 RE BELT	8820-1867	42	7 X 59 RE BELT	8820-1935	59	7 X 79 RE BELT	8820-2015	79
7 X 43 RE BELT	8820-1871	43	7 X 60 RE BELT	8820-1939	60	7 X 80 RE BELT	8820-2019	80
7 X 44 RE BELT	8820-1875	44	7 X 61 RE BELT	8820-1943	61	7 X 81 RE BELT	8820-2023	81
7 X 45 RE BELT	8820-1879	45	7 X 62 RE BELT	8820-1947	62	7 X 82 RE BELT	8820-2027	82
7 X 46 RE BELT	8820-1883	46	7 X 63 RE BELT	8820-1951	63	7 X 83 RE BELT	8820-2031	83
7 X 47 RE BELT	8820-1887	47	7 X 64 RE BELT	8820-1955	64	7 X 84 RE BELT	8820-2035	84
7 X 48 RE BELT	8820-1891	48	7 X 65 RE BELT	8820-1959	65	7 X 85 RE BELT	8820-2039	85
7 X 49 RE BELT	8820-1895	49	7 X 66 RE BELT	8820-1963	66	7 X 86 RE BELT	8820-2043	86
			7 X 67 RE BELT	8820-1967	67			
			7 X 68 RE BELT	8820-1971	68			
			7 X 69 RE BELT	8820-1975	69			
			7 X 70 RE BELT	8820-1979	70			

16 Stocked and minimum order quantities are not required. All others are Made-To-Order and lead times and minimum production quantities may apply. Contact Customer Service for availability.

Round Endless Belts

Product No. Series 8820 (continued)

7/16" Diameter (continued)

Part No.	Product No.	Inside Length (in)	Part No.	Product No.	Inside Length (in)	Part No.	Product No.	Inside Length (in)
7 X 87 RE BELT	8820-2047	87	7 X 94 RE BELT	8820-2075	94	7 X 101 RE BELT	8820-2103	101
7 X 88 RE BELT	8820-2051	88	7 X 95 RE BELT	8820-2079	95	7 X 102 RE BELT	8820-2107	102
7 X 89 RE BELT	8820-2055	89	7 X 96 RE BELT	8820-2083	96	7 X 103 RE BELT	8820-2111	103
7 X 90 RE BELT	8820-2059	90	7 X 97 RE BELT	8820-2087	97	7 X 104 RE BELT	8820-2115	104
7 X 91 RE BELT	8820-2063	91	7 X 98 RE BELT	8820-2091	98	7 X 105 RE BELT	8820-2119	105
7 X 92 RE BELT	8820-2067	92	7 X 99 RE BELT	8820-2095	99	7 X 106 RE BELT	8820-2123	106
7 X 93 RE BELT	8820-2071	93	7 X 100 RE BELT	8820-2099	100			

1/2" Diameter

Minimum order quantity for 1/2" Round Endless Belts is 95 belts per size +/- 10%.

Part No.	Product No.	Inside Length (in)	Part No.	Product No.	Inside Length (in)	Part No.	Product No.	Inside Length (in)
8 X 68 RE BELT	8820-2745	68	8 X 81 RE BELT	8820-2797	81	8 X 94 RE BELT	8820-2849	94
8 X 69 RE BELT	8820-2749	69	8 X 82 RE BELT	8820-2801	82	8 X 95 RE BELT	8820-2853	95
8 X 70 RE BELT	8820-2753	70	8 X 83 RE BELT	8820-2805	83	8 X 96 RE BELT	8820-2857	96
8 X 71 RE BELT	8820-2757	71	8 X 84 RE BELT	8820-2809	84	8 X 97 RE BELT	8820-2861	97
8 X 72 RE BELT	8820-2761	72	8 X 85 RE BELT	8820-2813	85	8 X 98 RE BELT	8820-2865	98
8 X 73 RE BELT	8820-2765	73	8 X 86 RE BELT	8820-2817	86	8 X 99 RE BELT	8820-2869	99
8 X 74 RE BELT	8820-2769	74	8 X 87 RE BELT	8820-2821	87	8 X 100 RE BELT	8820-2873	100
8 X 75 RE BELT	8820-2773	75	8 X 88 RE BELT	8820-2825	88	8 X 101 RE BELT	8820-2877	101
8 X 76 RE BELT	8820-2777	76	8 X 89 RE BELT	8820-2829	89	8 X 102 RE BELT	8820-2881	102
8 X 77 RE BELT	8820-2781	77	8 X 90 RE BELT	8820-2833	90	8 X 103 RE BELT	8820-2885	103
8 X 78 RE BELT	8820-2785	78	8 X 91 RE BELT	8820-2837	91	8 X 104 RE BELT	8820-2889	104
8 X 79 RE BELT	8820-2789	79	8 X 92 RE BELT	8820-2841	92	8 X 105 RE BELT	8820-2893	105
8 X 80 RE BELT	8820-2793	80	8 X 93 RE BELT	8820-2845	93	8 X 106 RE BELT	8820-2897	106

9/16" Diameter

Minimum order quantity for 9/16" Round Endless Belts is 87 belts per size +/- 10%.

Part No.	Product No.	Inside Length (in)	Part No.	Product No.	Inside Length (in)	Part No.	Product No.	Inside Length (in)
¹⁶ 9 X 41 3/8 RE BELT	8820-3217	41 3/8	9 X 77 RE BELT	8820-3323	77	9 X 106 RE BELT	8820-3485	106
9 X 49 RE BELT	8820-3239	49	9 X 78 RE BELT	8820-3326	78	9 X 107 RE BELT	8820-3413	107
9 X 50 RE BELT	8820-3242	50	9 X 79 RE BELT	8820-3329	79	9 X 108 RE BELT	8820-3416	108
9 X 51 RE BELT	8820-3245	51	9 X 80 RE BELT	8820-3332	80	9 X 109 RE BELT	8820-3419	109
9 X 52 RE BELT	8820-3248	52	9 X 81 RE BELT	8820-3335	81	9 X 110 RE BELT	8820-3422	110
9 X 53 RE BELT	8820-3251	53	9 X 82 RE BELT	8820-3338	82	9 X 111 RE BELT	8820-3425	111
¹⁶ 9 X 54 RE BELT	8820-3254	54	9 X 83 RE BELT	8820-3341	83	¹⁶ 9 X 112 RE BELT	8820-3428	112
9 X 55 RE BELT	8820-3257	55	9 X 84 RE BELT	8820-3344	84	9 X 113 RE BELT	8820-3429	113
9 X 56 RE BELT	8820-3260	56	9 X 85 RE BELT	8820-3347	85	9 X 114 RE BELT	8820-3434	114
9 X 57 RE BELT	8820-3263	57	9 X 86 RE BELT	8820-3350	86	9 X 115 RE BELT	8820-3437	115
9 X 58 RE BELT	8820-3266	58	9 X 87 RE BELT	8820-3353	87	9 X 116 RE BELT	8820-3440	116
9 X 59 RE BELT	8820-3269	59	9 X 88 RE BELT	8820-3356	88	9 X 118 RE BELT	8820-3446	118
9 X 60 RE BELT	8820-3272	60	9 X 89 RE BELT	8820-3359	89	9 X 119 RE BELT	8820-3449	119
9 X 61 RE BELT	8820-3275	61	¹⁶ 9 X 90 RE BELT	8820-3362	90	¹⁶ 9 X 120 RE BELT	8820-3452	120
9 X 62 RE BELT	8820-3278	62	9 X 91 RE BELT	8820-3365	91	¹⁶ 9 X 128 RE BELT	8820-3488	128
9 X 63 RE BELT	8820-3281	63	9 X 92 RE BELT	8820-3368	92	¹⁶ 9 X 129 3/4 RE BELT	8820-3439	129 3/4
9 X 64 RE BELT	8820-3284	64	9 X 93 RE BELT	8820-3371	93	¹⁶ 9 X 135 RE BELT	8820-3489	135
9 X 65 RE BELT	8820-3287	65	9 X 94 RE BELT	8820-3374	94	¹⁶ 9 X 144 RE BELT	8820-3458	144
9 X 66 RE BELT	8820-3290	66	9 X 95 RE BELT	8820-3377	95	¹⁶ 9 X 148 RE BELT	8820-3490	148
9 X 67 RE BELT	8820-3293	67	9 X 96 RE BELT	8820-3380	96	¹⁶ 9 X 155 RE BELT	8820-3460	155
9 X 68 RE BELT	8820-3296	68	9 X 97 RE BELT	8820-3383	97	¹⁶ 9 X 166 RE BELT	8820-3491	166
9 X 69 RE BELT	8820-3299	69	9 X 98 RE BELT	8820-3386	98	¹⁶ 9 X 172 RE BELT	8820-4281	172
9 X 70 RE BELT	8820-3302	70	9 X 99 RE BELT	8820-3389	99	¹⁶ 9 X 176 RE BELT	8820-3492	176
9 X 71 RE BELT	8820-3305	71	9 X 100 RE BELT	8820-3392	100	¹⁶ 9 X 190 RE BELT	8820-3493	190
9 X 72 RE BELT	8820-3308	72	9 X 101 RE BELT	8820-3395	101	¹⁶ 9 X 200 RE BELT	8820-3469	200
9 X 73 RE BELT	8820-3311	73	9 X 102 RE BELT	8820-3398	102	¹⁶ 9 X 210 RE BELT	8820-3486	210
9 X 74 RE BELT	8820-3314	74	9 X 103 RE BELT	8820-3401	103	¹⁶ 9 X 233 RE BELT	8820-3470	233
9 X 75 RE BELT	8820-3317	75	9 X 104 RE BELT	8820-3404	104	¹⁶ 9 X 250 RE BELT	8820-3494	250
9 X 76 RE BELT	8820-3320	76	9 X 105 RE BELT	8820-3407	105	¹⁶ 9 X 270 RE BELT	8820-3471	270

¹⁶ Stocked and minimum order quantities are not required. All others are Made-To-Order and lead times and minimum production quantities may apply. Contact Customer Service for availability.

Round Endless Belts

Product No. Series 8820 *(continued)*

9/16" Diameter *(continued)*

Part No.	Product No.	Inside Length (in)	Part No.	Product No.	Inside Length (in)	Part No.	Product No.	Inside Length (in)
¹⁶ 9 X 308 RE BELT	8820-3472	308	¹⁶ 9 X 386 RE BELT	8820-3474	386	¹⁶ 9 X 465 RE BELT	8820-3476	465
¹⁶ 9 X 331 RE BELT	8820-3473	331	¹⁶ 9 X 416 RE BELT	8820-3475	416	¹⁶ 9 X 564 RE BELT	8820-3477	564
¹⁶ 9 X 345 RE BELT	8820-3495	345	¹⁶ 9 X 447 RE BELT	8820-3484	447	¹⁶ 9 X 660 RE BELT	8820-3478	660

¹⁶ Stocked and minimum order quantities are not required. All others are Made-To-Order and lead times and minimum production quantities may apply. Contact Customer Service for availability.

Truflex® V-Belts

Truflex belts feature superior length stability for minimal take-up requirements.

Markets/Applications

Suitable for all industrial light duty applications, usually using fractional horsepower (FHP) motors.

Features/Advantages

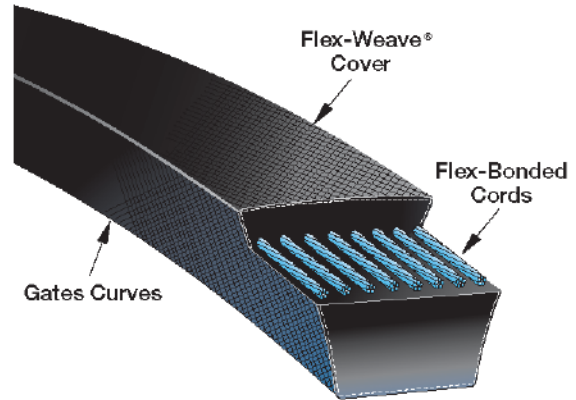
- **Gates Curves** provide proper cord support and full contact with the sheave-groove for uniform loading, uniform wear, and increased belt life.
- **Flex-Bonded Cords** are strongly bonded to the body of the belt resulting in equal load distribution and the absorption of bending stress without cord deterioration.
- **The Flex-Weave® Cover** is constructed for longer cover life, providing extended protection to the core of the belt from oil, dirt, and heat.
- Meets ARPM/RMA IP-3-2 **oil and heat resistant** standards.
- Meets ARPM/RMA IP-3-3 **static conductivity** requirements.

Recommended Sheaves

Light-Duty Sheaves-Bored-to-Size
 Light-Duty Sheaves-Variable Pitch
 Light-Duty Sheaves-Bushed

Notes

Truflex belts are offered in cross sections 2L (0), 3L (1), 4L (2), 5L (3).



Product No. Series 8400

0 or 2L Section



Part No.	Industry No.	Product No.	O.C. (in)	Weight (Lbs.)	Customer Pack	Part No.	Industry No.	Product No.	O.C. (in)	Weight (Lbs.)	Customer Pack
0100	2L100	8400-0100	10.0	.02	1	0240	2L240	8400-0240	24.0	.04	1
0110	2L110	8400-0110	11.0	.02	1	0250	2L250	8400-0250	25.0	.02	1
0120	2L120	8400-0120	12.0	.02	1	0260	2L260	8400-0260	26.0	.04	1
0130	2L130	8400-0130	13.0	.02	1	0270	2L270	8400-0270	27.0	.04	1
0140	2L140	8400-0140	14.0	.02	1	0280	2L280	8400-0280	28.0	.04	1
0150	2L150	8400-0150	15.0	.02	1	0290	2L290	8400-0290	29.0	.04	1
0160	2L160	8400-0160	16.0	.02	1	0310	2L310	8400-0310	31.0	.05	1
0170	2L170	8400-0170	17.0	.03	1	0340	2L340	8400-0340	34.0	.05	1
0180	2L180	8400-0180	18.0	.03	1	0350	2L350	8400-0350	35.0	.05	1
0190	2L190	8400-0190	19.0	.03	1	0360	2L360	8400-0360	36.0	.06	1
0200	2L200	8400-0200	20.0	.03	1	0380	2L380	8400-0380	38.0	.06	1
0210	2L210	8400-0210	21.0	.03	1	0460	2L460	8400-0460	46.0	.07	1
0230	2L230	8400-0230	23.0	.03	1						

1 or 3L Section



Part No.	Industry No.	Product No.	O.C. (in)	Weight (Lbs.)	Customer Pack	Part No.	Industry No.	Product No.	O.C. (in)	Weight (Lbs.)	Customer Pack
1110	3L110	8400-1110	11.0	.06	1	1230	3L230	8400-1230	23.0	.09	1
1120	3L120	8400-1120	12.0	.06	1	1240	3L240	8400-1240	24.0	.10	1
1130	3L130	8400-1130	13.0	.06	1	1245	3L245	8400-1245	24.5	.09	1
1140	3L140	8400-1140	14.0	.07	1	1250	3L250	8400-1250	25.0	.09	1
1150	3L150	8400-1150	15.0	.07	1	1255	3L255	8400-1255	25.5	.09	1
1160	3L160	8400-1160	16.0	.07	1	1260	3L260	8400-1260	26.0	.10	1
1170	3L170	8400-1170	17.0	.07	1	1265	3L265	8400-1265	26.5	.10	1
1180	3L180	8400-1180	18.0	.08	1	1270	3L270	8400-1270	27.0	.10	1
1190	3L190	8400-1190	19.0	.08	1	1275	3L275	8400-1275	27.5	.10	1
1200	3L200	8400-1200	20.0	.08	1	1280	3L280	8400-1280	28.0	.10	1
1210	3L210	8400-1210	21.0	.08	1	1285	3L285	8400-1285	28.5	.10	1
1220	3L220	8400-1220	22.0	.09	1	1290	3L290	8400-1290	29.0	.10	1

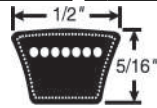
LIGHT DUTY V-BELTS

Truflex® V-Belts

Product No. Series 8400 (continued)

1 or 3L Section (continued)

Part No.	Industry No.	Product No.	O.C. (in)	Weight (Lbs.)	Customer Pack	Part No.	Industry No.	Product No.	O.C. (in)	Weight (Lbs.)	Customer Pack
1293	3L293	8400-1293	29.3	.10	1	1510	3L510	8400-1510	51.0	.16	1
1300	3L300	8400-1300	30.0	.11	1	1520	3L520	8400-1520	52.0	.16	1
1310	3L310	8400-1310	31.0	.11	1	1530	3L530	8400-1530	53.0	.16	1
1320	3L320	8400-1320	32.0	.11	1	1540	3L540	8400-1540	54.0	.17	1
1330	3L330	8400-1330	33.0	.11	1	1550	3L550	8400-1550	55.0	.17	1
1340	3L340	8400-1340	34.0	.12	1	1560	3L560	8400-1560	56.0	.17	1
1345	3L345	8400-1345	34.3	.12	1	1570	3L570	8400-1570	57.0	.17	1
1350	3L350	8400-1350	35.0	.12	1	1580	3L580	8400-1580	58.0	.17	1
1360	3L360	8400-1360	36.0	.12	1	1590	3L590	8400-1590	59.0	.18	1
1370	3L370	8400-1370	37.0	.12	1	1600	3L600	8400-1600	60.0	.18	1
1380	3L380	8400-1380	38.0	.12	1	1610	3L610	8400-1610	61.0	.18	1
1390	3L390	8400-1390	39.0	.13	1	1620	3L620	8400-1620	62.0	.18	1
1400	3L400	8400-1400	40.0	.13	1	1630	3L630	8400-1630	63.0	.19	1
1410	3L410	8400-1410	41.0	.13	1	1640	3L640	8400-1640	64.0	.19	1
1415	3L415	8400-1415	41.5	.13	1	1650	3L650	8400-1650	65.0	.19	1
1420	3L420	8400-1420	42.0	.13	1	1660	3L660	8400-1660	66.0	.19	1
1430	3L430	8400-1430	43.0	.14	1	1670	3L670	8400-1670	67.0	.20	1
1440	3L440	8400-1440	44.0	.14	1	1675	3L675	8400-1675	67.5	.20	1
1450	3L450	8400-1450	45.0	.14	1	1680	3L680	8400-1680	68.0	.20	1
1460	3L460	8400-1460	46.0	.15	1	1690	3L690	8400-1690	69.0	.20	1
1470	3L470	8400-1470	47.0	.15	1	1700	3L700	8400-1700	70.0	.20	1
1480	3L480	8400-1480	48.0	.15	1	1710	3L710	8400-1710	71.0	.21	1
1490	3L490	8400-1490	49.0	.15	1	1730	3L730	8400-1730	73.0	.21	1
1500	3L500	8400-1500	50.0	.15	1	1740	3L740	8400-1740	74.0	.21	1



2 or 4L Section

Part No.	Industry No.	Product No.	O.C. (in)	Weight (Lbs.)	Customer Pack	Part No.	Industry No.	Product No.	O.C. (in)	Weight (Lbs.)	Customer Pack
2150	4L150	8400-2150	15.0	.08	1	2340	4L340	8400-2340	34.0	.19	1
2160	4L160	8400-2160	16.0	.08	1	2346	4L346	8400-2346	34.5	.19	1
2170	4L170	8400-2170	17.0	.09	1	2350	4L350	8400-2350	35.0	.19	1
2180	4L180	8400-2180	18.0	.10	1	2360	4L360	8400-2360	36.0	.20	1
2188	4L188	8400-2188	18.8	.10	1	2370	4L370	8400-2370	37.0	.20	1
2190	4L190	8400-2190	19.0	.11	1	2380	4L380	8400-2380	38.0	.20	1
2200	4L200	8400-2200	20.0	.11	1	2390	4L390	8400-2390	39.0	.21	1
2210	4L210	8400-2210	21.0	.11	1	2400	4L400	8400-2400	40.0	.21	1
2215	4L215	8400-2215	21.5	.11	1	2405	4L405	8400-2405	40.5	.21	1
2220	4L220	8400-2220	22.0	.12	1	2410	4L410	8400-2410	41.0	.22	1
2230	4L230	8400-2230	23.0	.12	1	2420	4L420	8400-2420	42.0	.22	1
2235	4L235	8400-2235	23.5	.10	1	2430	4L430	8400-2430	43.0	.23	1
2240	4L240	8400-2240	24.0	.12	1	2440	4L440	8400-2440	44.0	.23	1
2250	4L250	8400-2250	25.0	.13	1	2450	4L450	8400-2450	45.0	.24	1
2255	4L255	8400-2255	25.5	.14	1	2460	4L460	8400-2460	46.0	.24	1
2260	4L260	8400-2260	26.0	.14	1	2470	4L470	8400-2470	47.0	.25	1
2270	4L270	8400-2270	27.0	.15	1	2475	4L475	8400-2475	47.5	.25	1
2275	4L275	8400-2275	27.5	.15	1	2480	4L480	8400-2480	48.0	.25	1
2280	4L280	8400-2280	28.0	.15	1	2490	4L490	8400-2490	49.0	.26	1
2285	4L285	8400-2285	28.5	.15	1	2500	4L500	8400-2500	50.0	.26	1
2290	4L290	8400-2290	29.0	.15	1	2510	4L510	8400-2510	51.0	.27	1
2295	4L295	8400-2295	29.5	.16	1	2520	4L520	8400-2520	52.0	.28	1
2300	4L300	8400-2300	30.0	.16	1	2530	4L530	8400-2530	53.0	.28	1
2310	4L310	8400-2310	31.0	.16	1	2540	4L540	8400-2540	54.0	.29	1
2318	4L318	8400-2318	31.8	.17	1	2550	4L550	8400-2550	55.0	.30	1
2320	4L320	8400-2320	32.0	.17	1	2560	4L560	8400-2560	56.0	.30	1
2328	4L328	8400-2328	32.8	.18	1	2570	4L570	8400-2570	57.0	.30	1
2330	4L330	8400-2330	33.0	.18	1	2580	4L580	8400-2580	58.0	.31	1
2333	4L333	8400-2333	33.3	.18	1	2590	4L590	8400-2590	59.0	.31	1
2338	4L338	8400-2338	33.8	.18	1	2600	4L600	8400-2600	60.0	.32	1

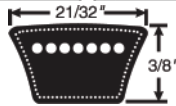
LIGHT DUTY V-BELTS

Truflex® V-Belts

Product No. Series 8400 (continued)

2 or 4L Section (continued)

Part No.	Industry No.	Product No.	O.C. (in)	Weight (Lbs.)	Customer Pack	Part No.	Industry No.	Product No.	O.C. (in)	Weight (Lbs.)	Customer Pack
2610	4L610	8400-2610	61.0	.33	1	2810	4L810	8400-2810	81.0	.44	1
2620	4L620	8400-2620	62.0	.33	1	2820	4L820	8400-2820	82.0	.44	1
2630	4L630	8400-2630	63.0	.34	1	2830	4L830	8400-2830	83.0	.45	1
2640	4L640	8400-2640	64.0	.34	1	2840	4L840	8400-2840	84.0	.45	1
2650	4L650	8400-2650	65.0	.35	1	2850	4L850	8400-2850	85.0	.46	1
2660	4L660	8400-2660	66.0	.35	1	2860	4L860	8400-2860	86.0	.46	1
2670	4L670	8400-2670	67.0	.36	1	2870	4L870	8400-2870	87.0	.47	1
2680	4L680	8400-2680	68.0	.36	1	2880	4L880	8400-2880	88.0	.47	1
2690	4L690	8400-2690	69.0	.37	1	2890	4L890	8400-2890	89.0	.48	1
2700	4L700	8400-2700	70.0	.37	1	2900	4L900	8400-2900	90.0	.48	1
2710	4L710	8400-2710	71.0	.38	1	2910	4L910	8400-2910	91.0	.49	1
2720	4L720	8400-2720	72.0	.39	1	2920	4L920	8400-2920	92.0	.50	1
2730	4L730	8400-2730	73.0	.39	1	2930	4L930	8400-2930	93.0	.50	1
2740	4L740	8400-2740	74.0	.40	1	2940	4L940	8400-2940	94.0	.50	1
2750	4L750	8400-2750	75.0	.40	1	2950	4L950	8400-2950	95.0	.51	1
2760	4L760	8400-2760	76.0	.41	1	2960	4L960	8400-2960	96.0	.51	1
2770	4L770	8400-2770	77.0	.41	1	2970	4L970	8400-2970	97.0	.52	1
2780	4L780	8400-2780	78.0	.42	1	2980	4L980	8400-2980	98.0	.53	1
2790	4L790	8400-2790	79.0	.42	1	2990	4L990	8400-2990	99.0	.53	1
2800	4L800	8400-2800	80.0	.43	1	21000	4L1000	8400-21000	100.0	.54	1



3 or 5L Section

Part No.	Industry No.	Product No.	O.C. (in)	Weight (Lbs.)	Customer Pack	Part No.	Industry No.	Product No.	O.C. (in)	Weight (Lbs.)	Customer Pack
3230	5L230	8400-3230	23.0	.20	1	3550	5L550	8400-3550	55.0	.47	1
3240	5L240	8400-3240	24.0	.22	1	3560	5L560	8400-3560	56.0	.48	1
3250	5L250	8400-3250	25.0	.22	1	3570	5L570	8400-3570	57.0	.49	1
3260	5L260	8400-3260	26.0	.23	1	3580	5L580	8400-3580	58.0	.49	1
3265	5L265	8400-3265	26.5	.23	1	3590	5L590	8400-3590	59.0	.50	1
3270	5L270	8400-3270	27.0	.24	1	3600	5L600	8400-3600	60.0	.51	1
3280	5L280	8400-3280	28.0	.25	1	3610	5L610	8400-3610	61.0	.52	1
3290	5L290	8400-3290	29.0	.25	1	3620	5L620	8400-3620	62.0	.53	1
3300	5L300	8400-3300	30.0	.26	1	3630	5L630	8400-3630	63.0	.54	1
3310	5L310	8400-3310	31.0	.27	1	3640	5L640	8400-3640	64.0	.55	1
3320	5L320	8400-3320	32.0	.28	1	3650	5L650	8400-3650	65.0	.55	1
3330	5L330	8400-3330	33.0	.29	1	3660	5L660	8400-3660	66.0	.56	1
3340	5L340	8400-3340	34.0	.30	1	3670	5L670	8400-3670	67.0	.57	1
3350	5L350	8400-3350	35.0	.30	1	3680	5L680	8400-3680	68.0	.58	1
3355	5L355	8400-3355	35.5	.31	1	3690	5L690	8400-3690	69.0	.59	1
3360	5L360	8400-3360	36.0	.31	1	3700	5L700	8400-3700	70.0	.60	1
3370	5L370	8400-3370	37.0	.32	1	3710	5L710	8400-3710	71.0	.60	1
3380	5L380	8400-3380	38.0	.33	1	3720	5L720	8400-3720	72.0	.61	1
3390	5L390	8400-3390	39.0	.34	1	3730	5L730	8400-3730	73.0	.62	1
3400	5L400	8400-3400	40.0	.35	1	3740	5L740	8400-3740	74.0	.63	1
3410	5L410	8400-3410	41.0	.35	1	3750	5L750	8400-3750	75.0	.63	1
3420	5L420	8400-3420	42.0	.36	1	3760	5L760	8400-3760	76.0	.65	1
3430	5L430	8400-3430	43.0	.37	1	3770	5L770	8400-3770	77.0	.65	1
3440	5L440	8400-3440	44.0	.38	1	3780	5L780	8400-3780	78.0	.66	1
3450	5L450	8400-3450	45.0	.39	1	3790	5L790	8400-3790	79.0	.67	1
3460	5L460	8400-3460	46.0	.40	1	3800	5L800	8400-3800	80.0	.67	1
3470	5L470	8400-3470	47.0	.40	1	3810	5L810	8400-3810	81.0	.68	1
3480	5L480	8400-3480	48.0	.41	1	3820	5L820	8400-3820	82.0	.69	1
3490	5L490	8400-3490	49.0	.42	1	3830	5L830	8400-3830	83.0	.70	1
3500	5L500	8400-3500	50.0	.43	1	3840	5L840	8400-3840	84.0	.71	1
3510	5L510	8400-3510	51.0	.44	1	3850	5L850	8400-3850	85.0	.72	1
3520	5L520	8400-3520	52.0	.45	1	3860	5L860	8400-3860	86.0	.73	1
3530	5L530	8400-3530	53.0	.45	1	3870	5L870	8400-3870	87.0	.73	1
3540	5L540	8400-3540	54.0	.46	1	3880	5L880	8400-3880	88.0	.74	1

LIGHT DUTY V-BELTS

Truflex® V-Belts

Product No. Series 8400 (continued)

3 or 5L Section (continued)

Part No.	Industry No.	Product No.	O.C. (in)	Weight (Lbs.)	Customer Pack	Part No.	Industry No.	Product No.	O.C. (in)	Weight (Lbs.)	Customer Pack
3890	5L890	8400-3890	89.0	.75	1	3950	5L950	8400-3950	95.0	.80	1
3900	5L900	8400-3900	90.0	.76	1	3960	5L960	8400-3960	96.0	.81	1
3910	5L910	8400-3910	91.0	.77	1	3970	5L970	8400-3970	97.0	.82	1
3920	5L920	8400-3920	92.0	.78	1	3980	5L980	8400-3980	98.0	.83	1
3930	5L930	8400-3930	93.0	.78	1	3990	5L990	8400-3990	99.0	.83	1
3940	5L940	8400-3940	94.0	.79	1	3999	5L1000	8400-3100	100.0	.84	1

PoweRated® V-Belts

These green belts are an alternative to conventional light-duty belts, with high performance construction delivering more horsepower, less stretch and providing longer service life.

Markets/Applications

PoweRated belts are suitable for outdoor power equipment, appliances and industrial applications where FHP belts are typically used.

Features/Advantages

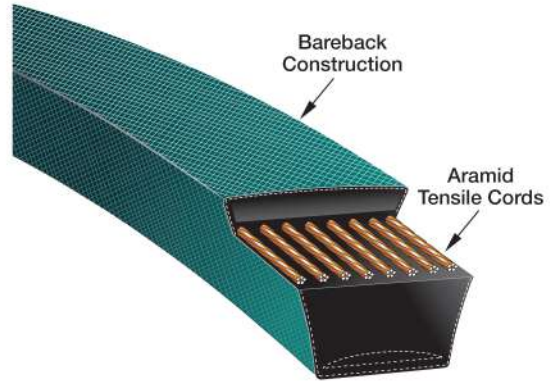
- **Bareback Construction** for smooth clutching on shock loaded, backside-idler driven equipment.
- **Aramid Tensile Cords** combine limited stretch with extraordinary strength and durability.
- Meets ARPM/RMA IP-3-2 **oil and heat resistant** standards.

Recommended Sheaves

Light-Duty Sheaves-Bored-to-Size
 Light-Duty Sheaves-Variable Pitch
 Light-Duty Sheaves-Bushed

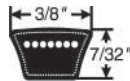
Notes

PoweRated belts do not meet RMA requirements for static conductivity.



Industry Designation	Gates Truflex® Section	PoweRated Section
3L	1	67 (3/8" T.W.)
4L	2	68 (1/2" T.W.)
5L	3	69 (21/32" T.W.)

Product No. Series 8423



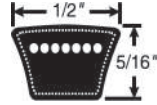
1 or 3L Section

Part No.	Industry No.	Product No.	O.C. (in)	Weight (Lbs.)	Customer Pack	Part No.	Industry No.	Product No.	O.C. (in)	Weight (Lbs.)	Customer Pack
6716	3L160K	8423-6716	16.0	.06	1	6742	3L420K	8423-6742	42.0	.15	1
6717	3L170K	8423-6717	17.0	.07	1	6743	3L430K	8423-6743	43.0	.15	1
6718	3L180K	8423-6718	18.0	.07	1	6744	3L440K	8423-6744	44.0	.16	1
6719	3L190K	8423-6719	19.0	.07	1	6745	3L450K	8423-6745	45.0	.16	1
6720	3L200K	8423-6720	20.0	.08	1	6746	3L460K	8423-6746	46.0	.16	1
6721	3L210K	8423-6721	21.0	.15	1	6747	3L470K	8423-6747	47.0	.17	1
6722	3L220K	8423-6722	22.0	.10	1	6748	3L480K	8423-6748	48.0	.17	1
6723	3L230K	8423-6723	23.0	.08	1	6749	3L490K	8423-6749	49.0	.17	1
6724	3L240K	8423-6724	24.0	.09	1	6750	3L500K	8423-6750	50.0	.18	1
6725	3L250K	8423-6725	25.0	.09	1	6751	3L510K	8423-6751	51.0	.18	1
6726	3L260K	8423-6726	26.0	.10	1	6752	3L520K	8423-6752	52.0	.18	1
6727	3L270K	8423-6727	27.0	.10	1	6753	3L530K	8423-6753	53.0	.19	1
6728	3L280K	8423-6728	28.0	.10	1	6754	3L540K	8423-6754	54.0	.19	1
6729	3L290K	8423-6729	29.0	.11	1	6755	3L550K	8423-6755	55.0	.20	1
6730	3L300K	8423-6730	30.0	.11	1	6756	3L560K	8423-6756	56.0	.20	1
6731	3L310K	8423-6731	31.0	.11	1	6757	3L570K	8423-6757	57.0	.20	1
6732	3L320K	8423-6732	32.0	.12	1	6758	3L580K	8423-6758	58.0	.21	1
6733	3L330K	8423-6733	33.0	.12	1	6759	3L590K	8423-6759	59.0	.21	1
6734	3L340K	8423-6734	34.0	.12	1	6760	3L600K	8423-6760	60.0	.21	1
6735	3L350K	8423-6735	35.0	.13	1	6761	3L610K	8423-6761	61.0	.22	1
6736	3L360K	8423-6736	36.0	.13	1	6762	3L620K	8423-6762	62.0	.22	1
6737	3L370K	8423-6737	37.0	.13	1	6763	3L630K	8423-6763	63.0	.22	1
6738	3L380K	8423-6738	38.0	.14	1	6764	3L640K	8423-6764	64.0	.23	1
6739	3L390K	8423-6739	39.0	.14	1	6765	3L650K	8423-6765	65.0	.23	1
6740	3L400K	8423-6740	40.0	.14	1	6766	3L660K	8423-6766	66.0	.23	1
6741	3L410K	8423-6741	41.0	.15	1	6774	3L740K	8423-6774	74.0	.26	1

LIGHT DUTY V-BELTS

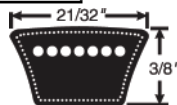
PowerRated® V-Belts

Product No. Series 8423 (continued)



2 or 4L Section

Part No.	Industry No.	Product No.	O.C. (in)	Weight (Lbs.)	Customer Pack	Part No.	Industry No.	Product No.	O.C. (in)	Weight (Lbs.)	Customer Pack
6817	4L170K	8423-6817	17.0	.11	1	6861	4L610K	8423-6861	61.0	.37	1
6818	4L180K	8423-6818	18.0	.11	1	6862	4L620K	8423-6862	62.0	.38	1
6819	4L190K	8423-6819	19.0	.12	1	6863	4L630K	8423-6863	63.0	.38	1
6820	4L200K	8423-6820	20.0	.10	1	6864	4L640K	8423-6864	64.0	.39	1
6821	4L210K	8423-6821	21.0	.10	1	6865	4L650K	8423-6865	65.0	.39	1
6822	4L220K	8423-6822	22.0	.13	1	6866	4L660K	8423-6866	66.0	.40	1
6823	4L230K	8423-6823	23.0	.15	1	6867	4L670K	8423-6867	67.0	.40	1
6824	4L240K	8423-6824	24.0	.15	1	6868	4L680K	8423-6868	68.0	.41	1
6825	4L250K	8423-6825	25.0	.15	1	6869	4L690K	8423-6869	69.0	.42	1
6826	4L260K	8423-6826	26.0	.16	1	6870	4L700K	8423-6870	70.0	.43	1
6827	4L270K	8423-6827	27.0	.17	1	6871	4L710K	8423-6871	71.0	.43	1
6828	4L280K	8423-6828	28.0	.17	1	6872	4L720K	8423-6872	72.0	.44	1
6829	4L290K	8423-6829	29.0	.18	1	6873	4L730K	8423-6873	73.0	.45	1
6830	4L300K	8423-6830	30.0	.18	1	6874	4L740K	8423-6874	74.0	.45	1
6831	4L310K	8423-6831	31.0	.19	1	6875	4L750K	8423-6875	75.0	.46	1
6832	4L320K	8423-6832	32.0	.20	1	6876	4L760K	8423-6876	76.0	.45	1
6833	4L330K	8423-6833	33.0	.20	1	6877	4L770K	8423-6877	77.0	.47	1
6834	4L340K	8423-6834	34.0	.21	1	6878	4L780K	8423-6878	78.0	.47	1
6835	4L350K	8423-6835	35.0	.21	1	6879	4L790K	8423-6879	79.0	.48	1
6836	4L360K	8423-6836	36.0	.22	1	6880	4L800K	8423-6880	80.0	.48	1
6837	4L370K	8423-6837	37.0	.22	1	6881	4L810K	8423-6881	81.0	.49	1
6838	4L380K	8423-6838	38.0	.23	1	6882	4L820K	8423-6882	82.0	.50	1
6839	4L390K	8423-6839	39.0	.24	1	6883	4L830K	8423-6883	83.0	.50	1
6840	4L400K	8423-6840	40.0	.24	1	6884	4L840K	8423-6884	84.0	.51	1
6841	4L410K	8423-6841	41.0	.25	1	6885	4L850K	8423-6885	85.0	.51	1
6842	4L420K	8423-6842	42.0	.25	1	6886	4L860K	8423-6886	86.0	.52	1
6843	4L430K	8423-6843	43.0	.26	1	6887	4L870K	8423-6887	87.0	.53	1
6844	4L440K	8423-6844	44.0	.27	1	6888	4L880K	8423-6888	88.0	.53	1
6845	4L450K	8423-6845	45.0	.28	1	6889	4L890K	8423-6889	89.0	.54	1
6846	4L460K	8423-6846	46.0	.28	1	6890	4L900K	8423-6890	90.0	.55	1
6847	4L470K	8423-6847	47.0	.29	1	6891	4L910K	8423-6891	91.0	.55	1
6848	4L480K	8423-6848	48.0	.29	1	6892	4L920K	8423-6892	92.0	.56	1
6849	4L490K	8423-6849	49.0	.30	1	6893	4L930K	8423-6893	93.0	.56	1
6850	4L500K	8423-6850	50.0	.30	1	6894	4L940K	8423-6894	94.0	.57	1
6851	4L510K	8423-6851	51.0	.31	1	6895	4L950K	8423-6895	95.0	.58	1
6852	4L520K	8423-6852	52.0	.32	1	6896	4L960K	8423-6896	96.0	.58	1
6853	4L530K	8423-6853	53.0	.32	1	6897	4L970K	8423-6897	97.0	.59	1
6854	4L540K	8423-6854	54.0	.33	1	6898	4L980K	8423-6898	98.0	.59	1
6855	4L550K	8423-6855	55.0	.33	1	6899	4L990K	8423-6899	99.0	.60	1
6856	4L560K	8423-6856	56.0	.34	1	68100	4L1000K	8423-8100	100.0	.65	1
6857	4L570K	8423-6857	57.0	.35	1	68105	4L1050K	8423-8105	105.0	.70	1
6858	4L580K	8423-6858	58.0	.35	1	68107	4L1070K	8423-8107	107.0	.70	1
6859	4L590K	8423-6859	59.0	.36	1	68117	4L1170K	8423-8117	117.0	.75	1
6860	4L600K	8423-6860	60.0	.36	1						



3 or 5L Section

Part No.	Industry No.	Product No.	O.C. (in)	Weight (Lbs.)	Customer Pack	Part No.	Industry No.	Product No.	O.C. (in)	Weight (Lbs.)	Customer Pack
6923	5L230K	8423-6923	23.0	.20	1	6933	5L330K	8423-6933	33.0	.32	1
6924	5L240K	8423-6924	24.0	.23	1	6934	5L340K	8423-6934	34.0	.33	1
6925	5L250K	8423-6925	25.0	.24	1	6935	5L350K	8423-6935	35.0	.34	1
6926	5L260K	8423-6926	26.0	.25	1	6936	5L360K	8423-6936	36.0	.35	1
6927	5L270K	8423-6927	27.0	.26	1	6937	5L370K	8423-6937	37.0	.36	1
6928	5L280K	8423-6928	28.0	.27	1	6938	5L380K	8423-6938	38.0	.36	1
6929	5L290K	8423-6929	29.0	.28	1	6939	5L390K	8423-6939	39.0	.37	1
6930	5L300K	8423-6930	30.0	.29	1	6940	5L400K	8423-6940	40.0	.38	1
6931	5L310K	8423-6931	31.0	.30	1	6941	5L410K	8423-6941	41.0	.39	1
6932	5L320K	8423-6932	32.0	.31	1	6942	5L420K	8423-6942	42.0	.40	1

LIGHT DUTY V-BELTS

PowerRated® V-Belts

Product No. Series 8423 (continued)

3 or 5L Section (continued)

Part No.	Industry No.	Product No.	O.C. (in)	Weight (Lbs.)	Customer Pack	Part No.	Industry No.	Product No.	O.C. (in)	Weight (Lbs.)	Customer Pack
6943	5L430K	8423-6943	43.0	.41	1	6972	5L720K	8423-6972	72.0	.68	1
6944	5L440K	8423-6944	44.0	.42	1	6973	5L730K	8423-6973	73.0	.70	1
6945	5L450K	8423-6945	45.0	.43	1	6974	5L740K	8423-6974	74.0	.75	1
6946	5L460K	8423-6946	46.0	.44	1	6975	5L750K	8423-6975	75.0	.71	1
6947	5L470K	8423-6947	47.0	.45	1	6976	5L760K	8423-6976	76.0	.72	1
6948	5L480K	8423-6948	48.0	.46	1	6977	5L770K	8423-6977	77.0	.73	1
6949	5L490K	8423-6949	49.0	.47	1	6978	5L780K	8423-6978	78.0	.74	1
6950	5L500K	8423-6950	50.0	.48	1	6979	5L790K	8423-6979	79.0	.75	1
6951	5L510K	8423-6951	51.0	.49	1	6980	5L800K	8423-6980	80.0	.76	1
6952	5L520K	8423-6952	52.0	.50	1	6981	5L810K	8423-6981	81.0	.77	1
6953	5L530K	8423-6953	53.0	.51	1	6982	5L820K	8423-6982	82.0	.78	1
6954	5L540K	8423-6954	54.0	.51	1	6983	5L830K	8423-6983	83.0	.79	1
6955	5L550K	8423-6955	55.0	.52	1	6984	5L840K	8423-6984	84.0	.80	1
6956	5L560K	8423-6956	56.0	.54	1	6985	5L850K	8423-6985	85.0	.81	1
6957	5L570K	8423-6957	57.0	.55	1	6986	5L860K	8423-6986	86.0	.82	1
6958	5L580K	8423-6958	58.0	.55	1	6987	5L870K	8423-6987	87.0	.83	1
6959	5L590K	8423-6959	59.0	.56	1	6988	5L880K	8423-6988	88.0	.84	1
6960	5L600K	8423-6960	60.0	.57	1	6989	5L890K	8423-6989	89.0	.85	1
6961	5L610K	8423-6961	61.0	.58	1	6990	5L900K	8423-6990	90.0	.85	1
6962	5L620K	8423-6962	62.0	.59	1	6991	5L910K	8423-6991	91.0	.86	1
6963	5L630K	8423-6963	63.0	.60	1	6992	5L920K	8423-6992	92.0	.87	1
6964	5L640K	8423-6964	64.0	.61	1	6993	5L930K	8423-6993	93.0	.88	1
6965	5L650K	8423-6965	65.0	.62	1	6994	5L940K	8423-6994	94.0	.89	1
6966	5L660K	8423-6966	66.0	.62	1	6995	5L950K	8423-6995	95.0	.90	1
6967	5L670K	8423-6967	67.0	.63	1	6996	5L960K	8423-6996	96.0	.91	1
6968	5L680K	8423-6968	68.0	.65	1	6997	5L970K	8423-6997	97.0	.92	1
6969	5L690K	8423-6969	69.0	.66	1	6998	5L980K	8423-6998	98.0	.93	1
6970	5L700K	8423-6970	70.0	.67	1	6999	5L990K	8423-6999	99.0	.94	1
6971	5L710K	8423-6971	71.0	.68	1	69100	5L1000K	8423-9100	100.0	.90	1

BladeRunner® Belts

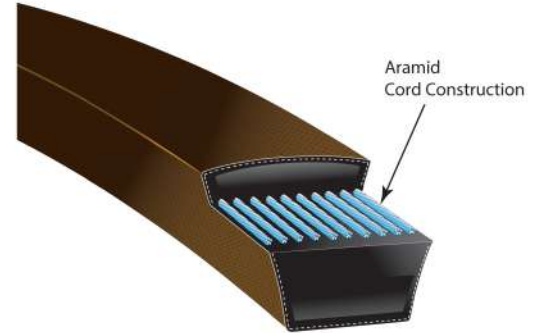
BladeRunner belts are engineered and built to exactly match the composition, construction and fit of the most popular lawn and garden brand names.

Markets/Applications

BladeRunner belts are specifically designed for use on lawn and garden equipment.

Features/Advantages

- Exact OEM fit and construction means more value and longer life.
- Built to withstand the rigorous start and stop operation of lawn and garden equipment.
- **Aramid Cord Construction** is utilized in many cases, providing longer service life during frequent and service shock loads.



Part No.	Product No.	Part No.	Product No.	Part No.	Product No.	Part No.	Product No.
6400BR	9200-56400	6455BR	9240-56455	6515BR	8580-56515	6569BR	9226-56569
6401BR	9200-56401	6456BR	9240-56456	6517BR	8580-56517	6570BR	9240-56570
6402BR	9227-56402	6457BR	9227-56457	6518BR	8580-56518	6571BR	9240-56571
6405BR	8580-56405	6458BR	9238-56458	6519BR	9238-56519	6572BR	9227-56572
6406BR	9227-56406	6459BR	9227-56459	6520BR	8580-56520	6573BR	9227-56573
6407BR	9238-56407	6460BR	8580-56460	6521BR	9224-56521	6574BR	9227-56574
6408BR	8580-56408	6463BR	9238-56463	6523BR	9227-56523	6575BR	9227-56575
6409BR	9240-56409	6464BR	9227-56464	6524BR	9227-56524	6576BR	8580-56576
6411BR	8580-56411	6466BR	9286-46466	6525BR	8580-56525	6577BR	9238-56577
6412BR	9200-56412	6467BR	9227-56467	6527BR	9227-56527	6578BR	9238-56578
6413BR	8075-13313	6469BR	8580-56469	6528BR	9227-56528	6579BR	9240-56579
6414BR	8580-56414	6470BR	9291-46470	6529BR	9227-56529	6580BR	8552-56580
6415BR	8580-56415	6471BR	9240-56471	6530BR	9227-56530	6581BR	9227-56581
6416BR	9227-56416	6472BR	9212-46472	6532BR	9224-56532	6582BR	8580-56582
6417BR	9200-56417	6473BR	8580-56473	6533BR	9224-56533	6583BR	8580-56583
6418BR	9226-56418	6474BR	8580-56474	6534BR	8227-6534	6584BR	9664-56584
6419BR	8580-56419	6475BR	9224-56475	6537BR	8580-56537	6586BR	9291-46586
6422BR	9227-56422	6476BR	8510-16476	6538BR	9291-46538	6588BR	8580-56588
6423BR	9212-46423	6477BR	9200-56477	6539BR	9291-46539	6589BR	9227-56589
6424BR	9238-56424	6478BR	9238-56478	6540BR	8580-56540	6590BR	9227-56590
6425BR	8580-56425	6480BR	8580-56480	6543BR	8170-56543	6591BR	9227-56591
6426BR	8580-56426	6481BR	9224-66481	6544BR	9012-56544	6592BR	8580-56592
6428BR	8580-56428	6482BR	9227-56482	6545BR	9227-56545	6593BR	9291-46593
6429BR	9212-46429	6484BR	9227-56484	6546BR	8580-56546	6596BR	9227-56596
6431BR	9227-56431	6485BR	9226-56485	6547BR	8580-56547	6597BR	9227-56597
6432BR	9227-56432	6486BR	9226-56486	6548BR	9212-46548	6598BR	9227-56598
6433BR	9213-46433	6487BR	9212-46487	6549BR	9212-46549	6599BR	9227-56599
6434BR	9238-56434	6488BR	8510-16488	6550BR	9212-46550	6601BR	8510-16601
6435BR	9213-46435	6490BR	9200-56490	6551BR	9227-56551	6603BR	8510-16603
6436BR	9291-46436	6491BR	9238-56491	6552BR	9227-56552	6604BR	9224-56604
6438BR	8580-56438	6492BR	8580-56492	6553BR	9227-56553	6605BR	8580-56605
6439BR	8580-56439	6494BR	8580-56494	6554BR	8580-56554	6606BR	8580-56606
6440BR	9286-46440	6498BR	9227-56498	6555BR	9227-56555	6608BR	8580-56608
6441BR	9212-46441	6500BR	8580-56500	6556BR	8580-56556	6609BR	8580-56609
6442BR	9286-46442	6501BR	8580-56501	6557BR	8580-56557	6610BR	8580-56610
6444BR	9227-56444	6502BR	9227-56502	6558BR	9227-56558	6611BR	8580-56611
6446BR	9200-56446	6503BR	9238-56503	6559BR	9227-56559	6612BR	8580-56612
6447BR	8580-56447	6506BR	9227-56506	6562BR	9227-56562	6613BR	8580-56613
6448BR	9227-56448	6508BR	8510-16508	6563BR	9227-56563	6614BR	9220-56614
6449BR	8580-56449	6509BR	8580-56509	6564BR	9227-56564	6615BR	9220-56615
6451BR	9227-56451	6510BR	8580-56510	6565BR	8580-56565	6616BR	9227-56616
6452BR	8580-56452	6511BR	8580-56511	6566BR	9226-56566	6617BR	8580-56617
6453BR	8580-56453	6513BR	9222-56513	6567BR	9226-56567	6618BR	8580-56618
6454BR	9227-56454	6514BR	8510-16514	6568BR	9226-56568	6619BR	8580-56619

BladeRunner® Belts

Part No.	Product No.	Part No.	Product No.	Part No.	Product No.	Part No.	Product No.
6620BR	9224-56620	6686BR	9226-56686	6749BR	9240-56749	6812BR	9227-56812
6621BR	8580-56621	6687BR	9240-56687	6750BR	9664-56750	6813BR	9291-46813
6622BR	9240-56622	6688BR	9227-56688	6751BR	9664-56751	6814BR	9227-56814
6623BR	8580-56623	6689BR	8580-56689	6752BR	9200-56752	6815BR	9227-56815
6624BR	9227-56624	6690BR	9224-56690	6753BR	9200-56753	6816BR	9227-56816
6625BR	9288-56625	6691BR	8580-56691	6754BR	9200-56754	6817BR	9227-56817
6626BR	9227-56626	6692BR	9227-56692	6755BR	9227-56755	6818BR	9200-56818
6627BR	9227-56627	6693BR	9227-56693	6756BR	9227-56756	6819BR	9227-56819
6628BR	9238-56628	6694BR	9240-56694	6757BR	9227-56757	6820BR	9227-56820
6629BR	9240-56629	6695BR	9240-56695	6758BR	9227-56758	6821BR	9227-56821
6630BR	9227-56630	6696BR	9240-56696	6759BR	9227-56759	6822BR	9227-56822
6633BR	9200-56633	6697BR	9664-56697	6760BR	9227-56760	6823BR	9227-56823
6635BR	9240-56635	6698BR	9662-56698	6761BR	9227-56761	6837BR	9227-56837
6636BR	9200-56636	6699BR	8552-56699	6762BR	9227-56762	6838BR	9227-56838
6637BR	9224-56637	6700BR	8552-56700	6763BR	9227-56763	6839BR	9227-56839
6638BR	9224-56638	6701BR	9227-56701	6764BR	9200-56764	6840BR	9227-56840
6639BR	9224-56639	6702BR	9227-56702	6765BR	9227-56765	6841BR	8552-56841
6640BR	8510-16640	6703BR	9227-56703	6766BR	9227-56766	6842BR	9227-56842
6641BR	9224-56641	6704BR	9227-56704	6767BR	9227-56767	6843BR	9227-56843
6642BR	9224-56642	6705BR	9227-56705	6768BR	9227-56768	6844BR	9227-56844
6643BR	9238-56643	6706BR	9213-46706	6769BR	9227-56769	6845BR	9227-56845
6644BR	9227-56644	6707BR	9227-56707	6770BR	9227-56770	6846BR	9212-46846
6645BR	9227-56645	6708BR	9227-56708	6771BR	9227-56771	6847BR	9227-56847
6646BR	9227-56646	6709BR	9227-56709	6772BR	9286-46772	6848BR	9227-56848
6647BR	8580-56647	6710BR	9227-56710	6773BR	9232-56773	6849BR	9227-56849
6648BR	9227-56648	6711BR	9227-56711	6774BR	9227-56774	6850BR	9188-56850
6649BR	9227-56649	6712BR	8580-56712	6775BR	9227-56775	6851BR	9188-56851
6650BR	9227-56650	6713BR	9227-56713	6776BR	9227-56776	6852BR	9664-56852
6651BR	9227-56651	6714BR	9227-56714	6777BR	9227-56777	6853BR	9227-56853
6652BR	9226-56652	6715BR	9227-56715	6778BR	9227-56778	6854BR	9227-56854
6653BR	9227-56653	6716BR	9227-56716	6779BR	9227-56779	6855BR	9227-56855
6654BR	9212-46654	6717BR	9227-56717	6780BR	9227-56780	6856BR	9227-56856
6655BR	9213-46655	6718BR	9227-56718	6781BR	9227-56781	6857BR	9227-56857
6656BR	8580-56656	6719BR	9227-56719	6782BR	9227-56782	6858BR	9227-56858
6657BR	8580-56657	6720BR	9227-56720	6783BR	9227-56783	6859BR	9227-56859
6658BR	8580-56658	6721BR	9227-56721	6784BR	9227-56784	6860BR	9227-56860
6659BR	9226-56659	6722BR	9227-56722	6785BR	9227-56785	6861BR	9227-56861
6660BR	9212-46660	6723BR	9240-56723	6786BR	9227-56786	6862BR	9227-56862
6661BR	9227-56661	6724BR	9240-56724	6787BR	9227-56787	6863BR	9200-56863
6662BR	9227-56662	6725BR	9240-56725	6788BR	9240-56788	6864BR	9227-56864
6663BR	9227-56663	6726BR	9212-46726	6789BR	9240-56789	6865BR	9227-56865
6664BR	9286-46664	6727BR	9227-56727	6790BR	9212-46790	6866BR	9227-56866
6665BR	9227-56665	6728BR	9227-56728	6791BR	9212-46791	6867BR	9188-56867
6666BR	8552-56666	6729BR	9227-56729	6792BR	9227-56792	6868BR	9188-56868
6667BR	9213-46667	6730BR	9227-56730	6793BR	9227-56793	6869BR	9188-56869
6668BR	8552-56668	6731BR	9227-56731	6794BR	9291-46794	6870BR	9188-56870
6669BR	8552-56669	6732BR	9227-56732	6795BR	9286-46795	6871BR	9227-56871
6670BR	9288-56670	6733BR	9227-56733	6796BR	9286-46796	6872BR	9227-56872
6671BR	8580-56671	6734BR	9664-56734	6797BR	9291-46797	6873BR	9227-56873
6672BR	9227-56672	6735BR	9664-56735	6798BR	9227-56798	6874BR	9227-56874
6673BR	8580-56673	6736BR	9664-56736	6799BR	9227-56799	6875BR	9227-56875
6674BR	9238-56674	6737BR	9664-56737	6800BR	9227-56800	6876BR	9227-56876
6675BR	9227-56675	6738BR	9212-46738	6801BR	9227-56801	6877BR	9227-56877
6676BR	9220-56676	6739BR	9212-46739	6802BR	9227-56802	6878BR	9227-56878
6677BR	9220-56677	6740BR	9212-46740	6803BR	9227-56803	6879BR	9227-56879
6678BR	9293-56678	6741BR	9227-56741	6804BR	9227-56804	6880BR	9227-56880
6679BR	8580-56679	6742BR	8552-56742	6805BR	9227-56805	6881BR	9227-56881
6680BR	9836-56680	6743BR	9227-56743	6806BR	9227-56806	6882BR	9227-56882
6681BR	9238-56681	6744BR	9227-56744	6807BR	8580-56807	6883BR	9227-56883
6682BR	8580-56682	6745BR	9227-56745	6808BR	9291-46808	6884BR	9227-56884
6683BR	9220-56683	6746BR	9227-56746	6809BR	9227-56809	6885BR	9188-56885
6684BR	9227-56684	6747BR	9227-56747	6810BR	9227-56810	6886BR	9212-46886
6685BR	9227-56685	6748BR	9240-56748	6811BR	9227-56811	6887BR	9012-56887

LIGHT DUTY V-BELTS

BladeRunner® Belts

Part No.	Product No.	Part No.	Product No.	Part No.	Product No.	Part No.	Product No.
6888BR	9012-56888	6910BR	9212-46910	6932BR	8552-56932	6954BR	9288-56954
6889BR	9227-56889	6911BR	9212-46911	6933BR	9227-56933	6955BR	9288-56955
6890BR	9227-56890	6912BR	9212-46912	6934BR	9227-56934	6956BR	9288-56956
6891BR	9227-56891	6913BR	9212-46913	6935BR	9227-56935	6957BR	9288-56957
6892BR	9227-56892	6914BR	9227-56914	6936BR	9188-56936	6958BR	9288-56958
6893BR	9227-56893	6915BR	9200-56915	6937BR	9188-56937	6959BR	9288-56959
6894BR	9201-56894	6916BR	9227-56916	6938BR	9188-56938	6960BR	9288-56960
6895BR	9201-56895	6917BR	9227-56917	6939BR	9212-46939	6961BR	9288-56961
6896BR	9227-56896	6918BR	9227-56918	6940BR	9012-56940	6962BR	9288-56962
6897BR	9227-56897	6919BR	9227-56919	6941BR	9240-56941	6963BR	9288-56963
6898BR	9227-56898	6920BR	9227-56920	6942BR	9240-56942	6964BR	9288-56964
6899BR	9227-56899	6921BR	9227-56921	6943BR	9227-56943	6965BR	8552-56965
6900BR	9227-56900	6922BR	9227-56922	6944BR	9227-56944	6966BR	8552-56966
6901BR	9227-56901	6923BR	9227-56923	6945BR	9227-56945	6967BR	8552-56967
6902BR	9227-56902	6924BR	9227-56924	6946BR	9227-56946	6968BR	9014-56968
6903BR	9288-56903	6925BR	9240-56925	6947BR	9227-56947	6969BR	8580-56969
6904BR	9227-56904	6926BR	9012-56926	6948BR	9227-56948	6970BR	9227-56970
6905BR	9227-56905	6927BR	9227-56927	6949BR	9227-56949	6971BR	9227-56971
6906BR	9227-56906	6928BR	9227-56928	6950BR	9227-56950	6972BR	9227-56972
6907BR	9212-46907	6929BR	8552-56929	6951BR	9288-56951		
6908BR	9212-46908	6930BR	8552-56930	6952BR	9288-56952		
6909BR	9212-46909	6931BR	8552-56931	6953BR	9288-56953		

Polyflex® Belts

Unique 60° angle polyurethane construction transmits greater loads at higher speeds in less space than conventional V-belts.

Markets/Applications

A partial listing of applications include machine tools, computer peripherals, medical equipment, library equipment, small appliances, blower drives and woodworking machines.

Features/Advantages

- **High Modulus Polyurethane** compound resists fatigue, wear, ozone, and most environmental conditions.
- Precise casting method eliminates layers and overlaps for **smooth running and low vibration.**
- **Ribbed Backing** provides greater lateral stability and relieves bending stress.
- Working temperature range: -65°F to +180°F (-54°C to +85°C).

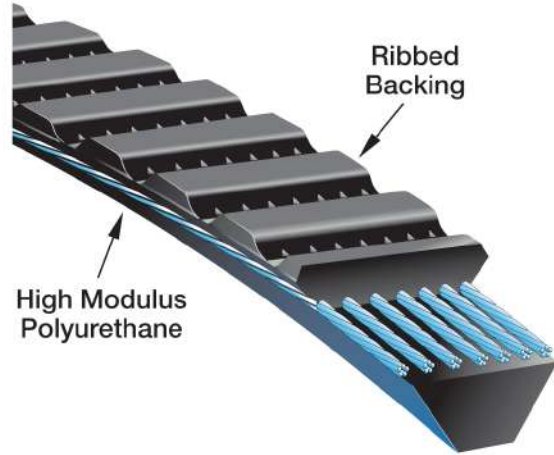
Recommended Sheaves

Contact the Gates Made-To-Order Metals Team

Notes

Polyflex Belts are available in 3M, 5M, 7M, and 11M cross sections.

Matched sets may have a manufacturing lead time and minimum order quantities may apply. Contact Customer Service for details.



Product No. Series 8901

Nominal Top Width: 1/8"

3M

Part No.	Product No.	Effective Length (in)	Part No.	Product No.	Effective Length (in)	Part No.	Product No.	Effective Length (in)
3M180	8901-0180	7.09	3M290	8901-0290	11.42	3M475	8901-0475	18.70
3M185	8901-0185	7.28	3M300	8901-0300	11.81	3M487	8901-0487	19.17
3M190	8901-0190	7.48	3M307	8901-0307	12.09	3M500	8901-0500	19.69
3M195	8901-0195	7.68	3M315	8901-0315	12.40	3M515	8901-0515	20.28
3M200	8901-0200	7.87	3M325	8901-0325	12.80	3M530	8901-0530	20.87
3M206	8901-0206	8.11	3M335	8901-0335	13.19	3M545	8901-0545	21.46
3M212	8901-0212	8.35	3M345	8901-0345	13.58	3M560	8901-0560	22.05
3M218	8901-0218	8.58	3M355	8901-0355	13.98	3M580	8901-0580	22.83
3M224	8901-0224	8.82	3M365	8901-0365	14.37	3M600	8901-0600	23.62
3M230	8901-0230	9.06	3M375	8901-0375	14.76	3M615	8901-0615	24.21
3M236	8901-0236	9.29	3M387	8901-0387	15.24	3M630	8901-0630	24.80
3M243	8901-0243	9.57	3M400	8901-0400	15.75	3M650	8901-0650	25.59
3M250	8901-0250	9.84	3M412	8901-0412	16.22	3M670	8901-0670	26.38
3M258	8901-0258	10.16	3M425	8901-0425	16.73	3M690	8901-0690	27.17
3M265	8901-0265	10.43	3M437	8901-0437	17.20	3M710	8901-0710	27.95
3M272	8901-0272	10.71	3M450	8901-0450	17.72	3M730	8901-0730	28.74
3M280	8901-0280	11.02	3M462	8901-0462	18.19	3M750	8901-0750	29.53

Product No. Series 8902

Nominal Strand Width: 3/16"

5M

Part No.	Product No.	Effective Length (in)	Part No.	Product No.	Effective Length (in)	Part No.	Product No.	Effective Length (in)
5M280	8902-0280	11.02	5M375	8902-0375	14.76	5M500	8902-0500	19.69
5M290	8902-0290	11.42	5M387	8902-0387	15.24	5M515	8902-0515	20.28
5M300	8902-0300	11.81	5M400	8902-0400	15.75	5M530	8902-0530	20.87
5M307	8902-0307	12.09	5M412	8902-0412	16.22	5M545	8902-0545	21.46
5M315	8902-0315	12.40	5M425	8902-0425	16.73	5M560	8902-0560	22.05
5M325	8902-0325	12.80	5M437	8902-0437	17.20	5M580	8902-0580	22.83
5M335	8902-0335	13.19	5M450	8902-0450	17.72	5M600	8902-0600	23.62
5M345	8902-0345	13.58	5M462	8902-0462	18.19	5M615	8902-0615	24.21
5M355	8902-0355	13.98	5M475	8902-0475	18.70	5M630	8902-0630	24.80
5M365	8902-0365	14.37	5M487	8902-0487	19.17	5M650	8902-0650	25.59

Polyflex® Belts

Product No. Series 8902 (continued)

5M (continued)

Part No.	Product No.	Effective Length (in)	Part No.	Product No.	Effective Length (in)	Part No.	Product No.	Effective Length (in)
5M670	8902-0670	26.38	5M925	8902-0925	36.42	5M1250	8902-1250	49.21
5M690	8902-0690	27.17	5M950	8902-0950	37.40	5M1280	8902-1280	50.39
5M710	8902-0710	27.95	5M975	8902-0975	38.39	5M1320	8902-1320	51.97
5M730	8902-0730	28.74	5M1000	8902-1000	39.37	5M1360	8902-1360	53.54
5M750	8902-0750	29.53	5M1030	8902-1030	40.55	5M1400	8902-1400	55.12
5M775	8902-0775	30.51	5M1060	8902-1060	41.73	5M1450	8902-1450	57.09
5M800	8902-0800	31.50	5M1090	8902-1090	42.91	5M1500	8902-1500	59.06
5M825	8902-0825	32.48	5M1120	8902-1120	44.09	5M1600	8902-1600	62.99
5M850	8902-0850	33.46	5M1150	8902-1150	45.28	5M1650	8902-1650	64.96
5M875	8902-0875	34.45	5M1180	8902-1180	46.46	5M1850	8902-1850	72.83
5M900	8902-0900	35.43	5M1220	8902-1220	48.03			

Product No. Series 8903

Nominal Top Width: 9/32"

7M

Part No.	Product No.	Effective Length (in)	Part No.	Product No.	Effective Length (in)	Part No.	Product No.	Effective Length (in)
7M410	8903-0410	16.14	7M850	8903-0850	33.46	7M1450	8903-1450	57.09
7M500	8903-0500	19.69	7M875	8903-0875	34.45	7M1500	8903-1500	59.06
7M515	8903-0515	20.28	7M900	8903-0900	35.43	7M1550	8903-1550	61.02
7M530	8903-0530	20.87	7M925	8903-0925	36.42	7M1600	8903-1600	62.99
7M545	8903-0545	21.46	7M950	8903-0950	37.40	7M1650	8903-1650	64.96
7M560	8903-0560	22.05	7M975	8903-0975	38.39	7M1700	8903-1700	66.93
7M580	8903-0580	22.83	7M1000	8903-1000	39.37	7M1750	8903-1750	68.90
7M600	8903-0600	23.62	7M1030	8903-1030	40.55	7M1800	8903-1800	70.87
7M615	8903-0615	24.21	7M1060	8903-1060	41.73	7M1850	8903-1850	72.83
7M630	8903-0630	24.80	7M1090	8903-1090	42.91	7M1900	8903-1900	74.80
7M650	8903-0650	25.59	7M1120	8903-1120	44.09	7M1950	8903-1950	76.77
7M670	8903-0670	26.38	7M1150	8903-1150	45.28	7M2000	8903-2000	78.74
7M690	8903-0690	27.17	7M1180	8903-1180	46.46	7M2060	8903-2060	81.10
7M710	8903-0710	27.95	7M1220	8903-1220	48.03	7M2120	8903-2120	83.46
7M730	8903-0730	28.74	7M1250	8903-1250	49.21	7M2180	8903-2180	85.83
7M750	8903-0750	29.53	7M1280	8903-1280	50.39	7M2240	8903-2240	88.19
7M775	8903-0775	30.51	7M1320	8903-1320	51.97	7M2300	8903-2300	90.55
7M800	8903-0800	31.50	7M1360	8903-1360	53.54			
7M825	8903-0825	32.48	7M1400	8903-1400	55.12			

Nominal Top Width: 7/16"

Product No. Series 8904

11M

Part No.	Product No.	Effective Length (in)	Part No.	Product No.	Effective Length (in)	Part No.	Product No.	Effective Length (in)
11M710	8904-0710	27.95	11M1060	8904-1060	41.73	11M1600	8904-1600	62.99
11M730	8904-0730	28.74	11M1090	8904-1090	42.91	11M1650	8904-1650	64.96
11M750	8904-0750	29.53	11M1120	8904-1120	44.09	11M1700	8904-1700	66.93
11M775	8904-0775	30.51	11M1150	8904-1150	45.28	11M1750	8904-1750	68.90
11M800	8904-0800	31.50	11M1180	8904-1180	46.46	11M1800	8904-1800	70.87
11M825	8904-0825	32.48	11M1220	8904-1220	48.03	11M1850	8904-1850	72.83
11M850	8904-0850	33.46	11M1250	8904-1250	49.21	11M1900	8904-1900	74.80
11M875	8904-0875	34.45	11M1280	8904-1280	50.39	11M1950	8904-1950	76.77
11M900	8904-0900	35.43	11M1320	8904-1320	51.97	11M2000	8904-2000	78.74
11M925	8904-0925	36.42	11M1360	8904-1360	53.54	11M2060	8904-2060	81.10
11M950	8904-0950	37.40	11M1400	8904-1400	55.12	11M2120	8904-2120	83.46
11M975	8904-0975	38.39	11M1450	8904-1450	57.09	11M2180	8904-2180	85.83
11M1000	8904-1000	39.37	11M1500	8904-1500	59.06	11M2240	8904-2240	88.19
11M1030	8904-1030	40.55	11M1550	8904-1550	61.02	11M2300	8904-2300	90.55

Polyflex® JB® Belts

Joined Band belt construction provides increased belt stability, preventing belts from turning over or from coming off of the drive.

Unique 60° angle polyurethane construction transmits greater loads at higher speeds in less space than conventional V-belts.

Markets/Applications

Use in place of Polyflex singles on drives requiring joined sets. A partial listing of applications includes machine tools, computer peripherals, medical equipment, library equipment, small appliances, blower drives and dough mixers.

Features/Advantages

- **High Modulus Polyurethane** compound resists fatigue, wear, ozone, and most environmental conditions.
- Precise casting method eliminates layers and overlaps for **smooth running and low vibration.**
- **Ribbed Backing** provides greater lateral stability and relieves bending stress.
- Working temperature range: -65°F to +180°F (-54°C to +85°C).
- **Joined belt construction** provides high stability, preventing belts from turning over or coming off of the drive.

Recommended Sheaves

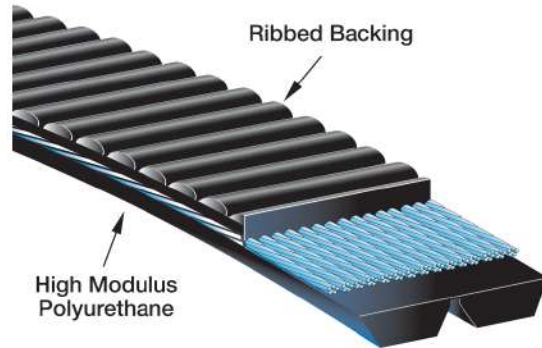
Contact the Gates Made-To-Order Metals Team

Notes

Polyflex JB Belts are available in 3M, 5M, 7M, and 11M cross sections.

The Polyflex JB belt part number is comprised of the number of belt strands, cross section, effective length and the "JB" signifying joined band construction. For example; part number 3/5M1000JB represents 3 strands joined together, 5mm top width for each belt strand, effective length of 1000mm and joined band (JB) construction.

Manufacturing lead times and minimum order quantities may apply to matched sets and to rib configurations other than those listed. Minimum order quantities do not apply for belt lengths listed. Contact Customer Service for details.



Product No. Series 8911

Nominal Strand Width: 1/8"

3M

Part No.	Product No.	Effective Length (in)	Part No.	Product No.	Effective Length (in)	Part No.	Product No.	Effective Length (in)
2/3M175JB	8911-2175	6.74	2/3M250JB	8911-2250	9.69	2/3M355JB	8911-2355	13.83
3/3M175JB	8911-3175	6.74	3/3M250JB	8911-3250	9.69	3/3M355JB	8911-3355	13.83
2/3M180JB	8911-2180	6.94	2/3M258JB	8911-2258	10.01	2/3M365JB	8911-2365	14.22
3/3M180JB	8911-3180	6.94	3/3M258JB	8911-3258	10.01	3/3M365JB	8911-3365	14.22
2/3M185JB	8911-2185	7.13	2/3M265JB	8911-2265	10.28	2/3M375JB	8911-2375	14.61
3/3M185JB	8911-3185	7.13	3/3M265JB	8911-3265	10.28	3/3M375JB	8911-3375	14.61
2/3M190JB	8911-2190	7.33	2/3M272JB	8911-2272	10.56	2/3M387JB	8911-2387	15.09
3/3M190JB	8911-3190	7.33	3/3M272JB	8911-3272	10.56	3/3M387JB	8911-3387	15.09
2/3M195JB	8911-2195	7.53	2/3M280JB	8911-2280	10.87	2/3M400JB	8911-2400	15.60
3/3M195JB	8911-3195	7.53	3/3M280JB	8911-3280	10.87	3/3M400JB	8911-3400	15.60
2/3M200JB	8911-2200	7.72	2/3M290JB	8911-2290	11.27	2/3M412JB	8911-2412	16.07
3/3M200JB	8911-3200	7.72	3/3M290JB	8911-3290	11.27	3/3M412JB	8911-3412	16.07
2/3M206JB	8911-2206	7.96	2/3M300JB	8911-2300	11.66	2/3M425JB	8911-2425	15.68
3/3M206JB	8911-3206	7.96	3/3M300JB	8911-3300	11.66	3/3M425JB	8911-3425	15.68
2/3M212JB	8911-2212	8.20	2/3M307JB	8911-2307	11.94	2/3M437JB	8911-2437	17.06
3/3M212JB	8911-3212	8.20	3/3M307JB	8911-3307	11.94	3/3M437JB	8911-3437	17.06
2/3M218JB	8911-2218	8.43	2/3M315JB	8911-2315	12.25	2/3M450JB	8911-2450	17.57
3/3M218JB	8911-3218	8.43	3/3M315JB	8911-3315	12.25	3/3M450JB	8911-3450	17.57
2/3M224JB	8911-2224	8.67	2/3M325JB	8911-2325	12.65	2/3M462JB	8911-2462	18.04
3/3M224JB	8911-3224	8.67	3/3M325JB	8911-3325	12.65	3/3M462JB	8911-3462	18.04
2/3M230JB	8911-2230	8.91	2/3M335JB	8911-2335	13.04	2/3M475JB	8911-2475	18.55
3/3M230JB	8911-3230	8.91	3/3M335JB	8911-3335	13.04	3/3M475JB	8911-3475	18.55
2/3M236JB	8911-2236	9.14	2/3M345JB	8911-2345	13.43	2/3M487JB	8911-2487	19.02
3/3M236JB	8911-3236	9.14	3/3M345JB	8911-3345	13.43	3/3M487JB	8911-3487	19.02
2/3M243JB	8911-2243	9.42	2/3M350JB	8911-2350	13.63	2/3M500JB	8911-2500	19.54
3/3M243JB	8911-3243	9.42	3/3M350JB	8911-3350	13.63	3/3M500JB	8911-3500	19.54

LIGHT DUTY V-BELTS

Polyflex® JB® Belts

Product No. Series 8911 (continued)

3M (continued)

Part No.	Product No.	Effective Length (in)	Part No.	Product No.	Effective Length (in)	Part No.	Product No.	Effective Length (in)
2/3M515JB	8911-2515	20.13	2/3M600JB	8911-2600	23.47	2/3M690JB	8911-2690	27.01
3/3M515JB	8911-3515	20.13	3/3M600JB	8911-3600	23.47	3/3M690JB	8911-3690	27.01
2/3M530JB	8911-2530	20.72	2/3M615JB	8911-2615	24.06	2/3M710JB	8911-2710	27.80
3/3M530JB	8911-3530	20.72	3/3M615JB	8911-3615	24.06	3/3M710JB	8911-3710	27.80
2/3M545JB	8911-2545	21.31	2/3M630JB	8911-2630	24.65	2/3M730JB	8911-2730	28.59
3/3M545JB	8911-3545	21.31	3/3M630JB	8911-3630	24.65	3/3M730JB	8911-3730	28.59
2/3M560JB	8911-2560	21.90	2/3M650JB	8911-2650	25.44	2/3M750JB	8911-2750	29.38
3/3M560JB	8911-3560	21.90	3/3M650JB	8911-3650	25.44	3/3M750JB	8911-3750	29.38
2/3M580JB	8911-2580	22.69	2/3M670JB	8911-2670	26.23			
3/3M580JB	8911-3580	22.69	3/3M670JB	8911-3670	26.23			

Product No. Series 8912

Nominal Strand Width: 3/16"

5M



Part No.	Product No.	Effective Length (in)	Part No.	Product No.	Effective Length (in)	Part No.	Product No.	Effective Length (in)
2/5M280JB	8912-2280	11.02	4/5M375JB	8912-4375	14.76	2/5M515JB	8912-2515	20.28
3/5M280JB	8912-3280	11.02	5/5M375JB	8912-5375	14.76	3/5M515JB	8912-3515	20.28
4/5M280JB	8912-4280	11.02	2/5M387JB	8912-2387	15.24	4/5M515JB	8912-4515	20.28
5/5M280JB	8912-5280	11.02	3/5M387JB	8912-3387	15.24	5/5M515JB	8912-5515	20.28
2/5M290JB	8912-2290	11.42	4/5M387JB	8912-4387	15.24	2/5M530JB	8912-2530	20.87
3/5M290JB	8912-3290	11.42	5/5M387JB	8912-5387	15.24	3/5M530JB	8912-3530	20.87
4/5M290JB	8912-4290	11.42	2/5M400JB	8912-2400	15.75	4/5M530JB	8912-4530	20.87
5/5M290JB	8912-5290	11.42	3/5M400JB	8912-3400	15.75	5/5M530JB	8912-5530	20.87
2/5M300JB	8912-2300	11.81	4/5M400JB	8912-4400	15.75	2/5M545JB	8912-2545	21.46
3/5M300JB	8912-3300	11.81	5/5M400JB	8912-5400	15.75	3/5M545JB	8912-3545	21.46
4/5M300JB	8912-4300	11.81	2/5M412JB	8912-2412	16.22	4/5M545JB	8912-4545	21.46
5/5M300JB	8912-5300	11.81	3/5M412JB	8912-3412	16.22	5/5M545JB	8912-5545	21.46
2/5M307JB	8912-2307	12.09	4/5M412JB	8912-4412	16.22	2/5M560JB	8912-2560	22.05
3/5M307JB	8912-3307	12.09	5/5M412JB	8912-5412	16.22	3/5M560JB	8912-3560	22.05
4/5M307JB	8912-4307	12.09	2/5M425JB	8912-2425	16.73	4/5M560JB	8912-4560	22.05
5/5M307JB	8912-5307	12.09	3/5M425JB	8912-3425	16.73	5/5M560JB	8912-5560	22.05
2/5M315JB	8912-2315	12.40	4/5M425JB	8912-4425	16.73	2/5M580JB	8912-2580	22.83
3/5M315JB	8912-3315	12.40	5/5M425JB	8912-5425	16.73	3/5M580JB	8912-3580	22.83
4/5M315JB	8912-4315	12.40	2/5M437JB	8912-2437	17.20	4/5M580JB	8912-4580	22.83
5/5M315JB	8912-5315	12.40	3/5M437JB	8912-3437	17.20	5/5M580JB	8912-5580	22.83
2/5M325JB	8912-2325	12.80	4/5M437JB	8912-4437	17.20	2/5M600JB	8912-2600	23.62
3/5M325JB	8912-3325	12.80	5/5M437JB	8912-5437	17.20	3/5M600JB	8912-3600	23.62
4/5M325JB	8912-4325	12.80	2/5M450JB	8912-2450	17.72	4/5M600JB	8912-4600	23.62
5/5M325JB	8912-5325	12.80	3/5M450JB	8912-3450	17.72	5/5M600JB	8912-5600	23.62
2/5M335JB	8912-2335	13.19	4/5M450JB	8912-4450	17.72	2/5M615JB	8912-2615	24.21
3/5M335JB	8912-3335	13.19	5/5M450JB	8912-5450	17.72	3/5M615JB	8912-3615	24.21
4/5M335JB	8912-4335	13.19	2/5M462JB	8912-2462	18.19	4/5M615JB	8912-4615	24.21
5/5M335JB	8912-5335	13.19	3/5M462JB	8912-3462	18.19	5/5M615JB	8912-5615	24.21
2/5M345JB	8912-2345	13.58	4/5M462JB	8912-4462	18.19	2/5M630JB	8912-2630	24.80
3/5M345JB	8912-3345	13.58	5/5M462JB	8912-5462	18.19	3/5M630JB	8912-3630	24.80
4/5M345JB	8912-4345	13.58	2/5M475JB	8912-2475	18.70	4/5M630JB	8912-4630	24.80
5/5M345JB	8912-5345	13.58	3/5M475JB	8912-3475	18.70	5/5M630JB	8912-5630	24.80
2/5M355JB	8912-2355	13.98	4/5M475JB	8912-4475	18.70	2/5M650JB	8912-2650	25.59
3/5M355JB	8912-3355	13.98	5/5M475JB	8912-5475	18.70	3/5M650JB	8912-3650	25.59
4/5M355JB	8912-4355	13.98	2/5M487JB	8912-2487	19.17	4/5M650JB	8912-4650	25.59
5/5M355JB	8912-5355	13.98	3/5M487JB	8912-3487	19.17	5/5M650JB	8912-5650	25.59
2/5M365JB	8912-2365	14.37	4/5M487JB	8912-4487	19.17	2/5M670JB	8912-2670	26.38
3/5M365JB	8912-3365	14.37	5/5M487JB	8912-5487	19.17	3/5M670JB	8912-3670	26.38
4/5M365JB	8912-4365	14.37	2/5M500JB	8912-2500	19.69	4/5M670JB	8912-4670	26.38
5/5M365JB	8912-5365	14.37	3/5M500JB	8912-3500	19.69	5/5M670JB	8912-5670	26.38
2/5M375JB	8912-2375	14.76	4/5M500JB	8912-4500	19.69	2/5M690JB	8912-2690	27.17
3/5M375JB	8912-3375	14.76	5/5M500JB	8912-5500	19.69	3/5M690JB	8912-3690	27.17

LIGHT DUTY V-BELTS

Polyflex® JB® Belts

Product No. Series 8912 (continued)

5M (continued)

Part No.	Product No.	Effective Length (in)	Part No.	Product No.	Effective Length (in)	Part No.	Product No.	Effective Length (in)
4/5M690JB	8912-4690	27.17	5/5M900JB	8912-5900	35.43	2/5M1180JB	8912-2118	46.46
5/5M690JB	8912-5690	27.17	2/5M925JB	8912-2925	36.42	3/5M1180JB	8912-3118	46.46
2/5M710JB	8912-2710	27.95	3/5M925JB	8912-3925	36.42	4/5M1180JB	8912-4118	46.46
3/5M710JB	8912-3710	27.95	4/5M925JB	8912-4925	36.42	5/5M1180JB	8912-5118	46.46
4/5M710JB	8912-4710	27.95	5/5M925JB	8912-5925	36.42	2/5M1220JB	8912-2122	48.03
5/5M710JB	8912-5710	27.95	2/5M950JB	8912-2950	37.40	3/5M1220JB	8912-3122	48.03
2/5M730JB	8912-2730	28.74	3/5M950JB	8912-3950	37.40	4/5M1220JB	8912-4122	48.03
3/5M730JB	8912-3730	28.74	4/5M950JB	8912-4950	37.40	5/5M1220JB	8912-5122	48.03
4/5M730JB	8912-4730	28.74	5/5M950JB	8912-5950	37.40	2/5M1250JB	8912-2125	49.21
5/5M730JB	8912-5730	28.74	2/5M975JB	8912-2975	38.39	3/5M1250JB	8912-3125	49.21
2/5M750JB	8912-2750	29.53	3/5M975JB	8912-3975	38.39	4/5M1250JB	8912-4125	49.21
3/5M750JB	8912-3750	29.53	4/5M975JB	8912-4975	38.39	5/5M1250JB	8912-5125	49.21
4/5M750JB	8912-4750	29.53	5/5M975JB	8912-5975	38.39	2/5M1280JB	8912-2128	50.39
5/5M750JB	8912-5750	29.53	2/5M1000JB	8912-2100	39.37	3/5M1280JB	8912-3128	50.39
2/5M775JB	8912-2775	30.51	3/5M1000JB	8912-3100	39.37	4/5M1280JB	8912-4128	50.39
3/5M775JB	8912-3775	30.51	4/5M1000JB	8912-4100	39.37	5/5M1280JB	8912-5128	50.39
4/5M775JB	8912-4775	30.51	5/5M1000JB	8912-5100	39.37	2/5M1320JB	8912-2132	51.97
5/5M775JB	8912-5775	30.51	2/5M1030JB	8912-2103	40.55	3/5M1320JB	8912-3132	51.97
2/5M800JB	8912-2800	31.50	3/5M1030JB	8912-3103	40.55	4/5M1320JB	8912-4132	51.97
3/5M800JB	8912-3800	31.50	4/5M1030JB	8912-4103	40.55	5/5M1320JB	8912-5132	51.97
4/5M800JB	8912-4800	31.50	5/5M1030JB	8912-5103	40.55	2/5M1360JB	8912-2136	53.54
5/5M800JB	8912-5800	31.50	2/5M1060JB	8912-2106	41.73	3/5M1360JB	8912-3136	53.54
2/5M825JB	8912-2825	32.48	3/5M1060JB	8912-3106	41.73	4/5M1360JB	8912-4136	53.54
3/5M825JB	8912-3825	32.48	4/5M1060JB	8912-4106	41.73	5/5M1360JB	8912-5136	53.54
4/5M825JB	8912-4825	32.48	5/5M1060JB	8912-5106	41.73	2/5M1400JB	8912-2140	55.12
5/5M825JB	8912-5825	32.48	2/5M1090JB	8912-2109	42.91	3/5M1400JB	8912-3140	55.12
2/5M850JB	8912-2850	33.46	3/5M1090JB	8912-3109	42.91	4/5M1400JB	8912-4140	55.12
3/5M850JB	8912-3850	33.46	4/5M1090JB	8912-4109	42.91	5/5M1400JB	8912-5140	55.12
4/5M850JB	8912-4850	33.46	5/5M1090JB	8912-5109	42.91	2/5M1450JB	8912-2145	57.09
5/5M850JB	8912-5850	33.46	2/5M1120JB	8912-2112	44.09	3/5M1450JB	8912-3145	57.09
2/5M875JB	8912-2875	34.45	3/5M1120JB	8912-3112	44.09	4/5M1450JB	8912-4145	57.09
3/5M875JB	8912-3875	34.45	4/5M1120JB	8912-4112	44.09	5/5M1450JB	8912-5145	57.09
4/5M875JB	8912-4875	34.45	5/5M1120JB	8912-5112	44.09	4/5M1500JB	8912-0011	59.06
5/5M875JB	8912-5875	34.45	2/5M1150JB	8912-2115	45.28	2/5M1500JB	8912-2150	59.06
2/5M900JB	8912-2900	35.43	3/5M1150JB	8912-3115	45.28	3/5M1500JB	8912-3150	59.06
3/5M900JB	8912-3900	35.43	4/5M1150JB	8912-4115	45.28	5/5M1500JB	8912-5150	59.06
4/5M900JB	8912-4900	35.43	5/5M1150JB	8912-5115	45.28			

Product No. Series 8913

Nominal Strand Width: 9/32"

7M



Part No.	Product No.	Effective Length (in)	Part No.	Product No.	Effective Length (in)	Part No.	Product No.	Effective Length (in)
2/7M500JB	8913-2500	19.30	5/7M545JB	8913-5545	21.10	4/7M615JB	8913-4615	23.80
3/7M500JB	8913-3500	19.30	2/7M560JB	8913-2560	21.60	5/7M615JB	8913-5615	23.80
4/7M500JB	8913-4500	19.30	3/7M560JB	8913-3560	21.60	2/7M630JB	8913-2630	24.40
5/7M500JB	8913-5500	19.30	4/7M560JB	8913-4560	21.60	3/7M630JB	8913-3630	24.40
2/7M515JB	8913-2515	19.90	5/7M560JB	8913-5560	21.60	4/7M630JB	8913-4630	24.40
3/7M515JB	8913-3515	19.90	2/7M580JB	8913-2580	22.40	5/7M630JB	8913-5630	24.40
4/7M515JB	8913-4515	19.90	3/7M580JB	8913-3580	22.40	2/7M650JB	8913-2650	25.20
5/7M515JB	8913-5515	19.90	4/7M580JB	8913-4580	22.40	3/7M650JB	8913-3650	25.20
2/7M530JB	8913-2530	20.50	5/7M580JB	8913-5580	22.40	4/7M650JB	8913-4650	25.20
3/7M530JB	8913-3530	20.50	2/7M600JB	8913-2600	23.20	5/7M650JB	8913-5650	25.20
4/7M530JB	8913-4530	20.50	3/7M600JB	8913-3600	23.20	2/7M670JB	8913-2670	26.00
5/7M530JB	8913-5530	20.50	4/7M600JB	8913-4600	23.20	3/7M670JB	8913-3670	26.00
2/7M545JB	8913-2545	21.10	5/7M600JB	8913-5600	23.20	4/7M670JB	8913-4670	26.00
3/7M545JB	8913-3545	21.10	2/7M615JB	8913-2615	23.80	5/7M670JB	8913-5670	26.00
4/7M545JB	8913-4545	21.10	3/7M615JB	8913-3615	23.80	2/7M690JB	8913-2690	26.80

LIGHT DUTY V-BELTS

Polyflex® JB® Belts

Product No. Series 8913 (continued)

7M (continued)

Part No.	Product No.	Effective Length (in)	Part No.	Product No.	Effective Length (in)	Part No.	Product No.	Effective Length (in)
3/7M690JB	8913-3690	26.80	4/7M1030JB	8913-4103	40.30	5/7M1550JB	8913-5155	60.80
4/7M690JB	8913-4690	26.80	5/7M1030JB	8913-5103	40.30	2/7M1600JB	8913-2160	62.70
5/7M690JB	8913-5690	26.80	2/7M1060JB	8913-2106	41.50	3/7M1600JB	8913-3160	62.70
2/7M710JB	8913-2710	27.70	3/7M1060JB	8913-3106	41.50	4/7M1600JB	8913-4160	62.70
3/7M710JB	8913-3710	27.70	4/7M1060JB	8913-4106	41.50	5/7M1600JB	8913-5160	62.70
4/7M710JB	8913-4710	27.70	5/7M1060JB	8913-5106	41.50	2/7M1650JB	8913-2165	64.70
5/7M710JB	8913-5710	27.70	2/7M1090JB	8913-2109	42.70	3/7M1650JB	8913-3165	64.70
2/7M730JB	8913-2730	28.50	3/7M1090JB	8913-3109	42.70	4/7M1650JB	8913-4165	64.70
3/7M730JB	8913-3730	28.50	4/7M1090JB	8913-4109	42.70	5/7M1650JB	8913-5165	64.70
4/7M730JB	8913-4730	28.50	5/7M1090JB	8913-5109	42.70	2/7M1700JB	8913-2170	66.70
5/7M730JB	8913-5730	28.50	2/7M1120JB	8913-2112	43.80	3/7M1700JB	8913-3170	66.70
2/7M750JB	8913-2750	29.30	3/7M1120JB	8913-3112	43.80	4/7M1700JB	8913-4170	66.70
3/7M750JB	8913-3750	29.30	4/7M1120JB	8913-4112	43.80	5/7M1700JB	8913-5170	66.70
4/7M750JB	8913-4750	29.30	5/7M1120JB	8913-5112	43.80	2/7M1750JB	8913-2175	68.60
5/7M750JB	8913-5750	29.30	2/7M1150JB	8913-2115	45.00	3/7M1750JB	8913-3175	68.60
2/7M775JB	8913-2775	30.30	3/7M1150JB	8913-3115	45.00	4/7M1750JB	8913-4175	68.60
3/7M775JB	8913-3775	30.30	4/7M1150JB	8913-4115	45.00	5/7M1750JB	8913-5175	68.60
4/7M775JB	8913-4775	30.30	5/7M1150JB	8913-5115	45.00	2/7M1800JB	8913-2180	70.60
5/7M775JB	8913-5775	30.30	2/7M1180JB	8913-2118	46.20	3/7M1800JB	8913-3180	70.60
2/7M800JB	8913-2800	31.20	3/7M1180JB	8913-3118	46.20	4/7M1800JB	8913-4180	70.60
3/7M800JB	8913-3800	31.20	4/7M1180JB	8913-4118	46.20	5/7M1800JB	8913-5180	70.60
4/7M800JB	8913-4800	31.20	5/7M1180JB	8913-5118	46.20	2/7M1850JB	8913-2185	72.60
5/7M800JB	8913-5800	31.20	2/7M1220JB	8913-2122	47.80	3/7M1850JB	8913-3185	72.60
2/7M825JB	8913-2825	32.20	3/7M1220JB	8913-3122	47.80	4/7M1850JB	8913-4185	72.60
3/7M825JB	8913-3825	32.20	4/7M1220JB	8913-4122	47.80	5/7M1850JB	8913-5185	72.60
4/7M825JB	8913-4825	32.20	5/7M1220JB	8913-5122	47.80	2/7M1900JB	8913-2190	74.60
5/7M825JB	8913-5825	32.20	2/7M1250JB	8913-2125	49.00	3/7M1900JB	8913-3190	74.60
2/7M850JB	8913-2850	33.20	3/7M1250JB	8913-3125	49.00	4/7M1900JB	8913-4190	74.60
3/7M850JB	8913-3850	33.20	4/7M1250JB	8913-4125	49.00	5/7M1900JB	8913-5190	74.60
4/7M850JB	8913-4850	33.20	5/7M1250JB	8913-5125	49.00	2/7M1950JB	8913-2195	76.50
5/7M850JB	8913-5850	33.20	2/7M1280JB	8913-2128	50.10	3/7M1950JB	8913-3195	76.50
2/7M875JB	8913-2875	34.20	3/7M1280JB	8913-3128	50.10	4/7M1950JB	8913-4195	76.50
3/7M875JB	8913-3875	34.20	4/7M1280JB	8913-4128	50.10	5/7M1950JB	8913-5195	76.50
4/7M875JB	8913-4875	34.20	5/7M1280JB	8913-5128	50.10	2/7M2000JB	8913-2200	78.50
5/7M875JB	8913-5875	34.20	2/7M1320JB	8913-2132	51.70	3/7M2000JB	8913-3200	78.50
2/7M900JB	8913-2900	35.20	3/7M1320JB	8913-3132	51.70	4/7M2000JB	8913-4200	78.50
3/7M900JB	8913-3900	35.20	4/7M1320JB	8913-4132	51.70	5/7M2000JB	8913-5200	78.50
4/7M900JB	8913-4900	35.20	5/7M1320JB	8913-5132	51.70	2/7M2060JB	8913-2206	80.90
5/7M900JB	8913-5900	35.20	2/7M1360JB	8913-2136	53.30	3/7M2060JB	8913-3206	80.90
2/7M925JB	8913-2925	36.20	3/7M1360JB	8913-3136	53.30	4/7M2060JB	8913-4206	80.90
3/7M925JB	8913-3925	36.20	4/7M1360JB	8913-4136	53.30	5/7M2060JB	8913-5206	80.90
4/7M925JB	8913-4925	36.20	5/7M1360JB	8913-5136	53.30	2/7M2120JB	8913-2212	83.20
5/7M925JB	8913-5925	36.20	2/7M1400JB	8913-2140	54.90	3/7M2120JB	8913-3212	83.20
2/7M950JB	8913-2950	37.20	3/7M1400JB	8913-3140	54.90	4/7M2120JB	8913-4212	83.20
3/7M950JB	8913-3950	37.20	4/7M1400JB	8913-4140	54.90	5/7M2120JB	8913-5212	83.20
4/7M950JB	8913-4950	37.20	5/7M1400JB	8913-5140	54.90	2/7M2180JB	8913-2218	85.60
5/7M950JB	8913-5950	37.20	2/7M1450JB	8913-2145	56.80	3/7M2180JB	8913-3218	85.60
2/7M975JB	8913-2975	38.10	3/7M1450JB	8913-3145	56.80	4/7M2180JB	8913-4218	85.60
3/7M975JB	8913-3975	38.10	4/7M1450JB	8913-4145	56.80	5/7M2180JB	8913-5218	85.60
4/7M975JB	8913-4975	38.10	5/7M1450JB	8913-5145	56.80	2/7M2240JB	8913-2224	87.90
5/7M975JB	8913-5975	38.10	2/7M1500JB	8913-2150	58.80	3/7M2240JB	8913-3224	87.90
2/7M1000JB	8913-2100	39.10	3/7M1500JB	8913-3150	58.80	4/7M2240JB	8913-4224	87.90
3/7M1000JB	8913-3100	39.10	4/7M1500JB	8913-4150	58.80	5/7M2240JB	8913-5224	87.90
4/7M1000JB	8913-4100	39.10	5/7M1500JB	8913-5150	58.80	2/7M2300JB	8913-2230	90.30
5/7M1000JB	8913-5100	39.10	2/7M1550JB	8913-2155	60.80	3/7M2300JB	8913-3230	90.30
2/7M1030JB	8913-2103	40.30	3/7M1550JB	8913-3155	60.80	4/7M2300JB	8913-4230	90.30
3/7M1030JB	8913-3103	40.30	4/7M1550JB	8913-4155	60.80	5/7M2300JB	8913-5230	90.30

LIGHT DUTY V-BELTS

Polyflex® JB® Belts

Nominal Strand Width: 7/16"

Product No. Series 8914

11M



Part No.	Product No.	Effective Length (in)	Part No.	Product No.	Effective Length (in)	Part No.	Product No.	Effective Length (in)
2/11M710JB	8914-2710	27.30	2/11M1060JB	8914-2106	41.00	2/11M1600JB	8914-2160	62.30
3/11M710JB	8914-3710	27.30	3/11M1060JB	8914-3106	41.00	3/11M1600JB	8914-3160	62.30
2/11M730JB	8914-2730	28.00	2/11M1090JB	8914-2109	42.20	2/11M1650JB	8914-2165	64.30
3/11M730JB	8914-3730	28.00	3/11M1090JB	8914-3109	42.20	3/11M1650JB	8914-3165	64.30
2/11M750JB	8914-2750	28.80	2/11M1120JB	8914-2112	43.40	2/11M1700JB	8914-2170	66.20
3/11M750JB	8914-3750	28.80	3/11M1120JB	8914-3112	43.40	3/11M1700JB	8914-3170	66.20
2/11M775JB	8914-2775	29.80	2/11M1150JB	8914-2115	44.60	2/11M1750JB	8914-2175	68.20
3/11M775JB	8914-3775	29.80	3/11M1150JB	8914-3115	44.60	3/11M1750JB	8914-3175	68.20
2/11M800JB	8914-2800	30.80	2/11M1180JB	8914-2118	45.80	2/11M1800JB	8914-2180	70.20
3/11M800JB	8914-3800	30.80	3/11M1180JB	8914-3118	45.80	3/11M1800JB	8914-3180	70.20
2/11M825JB	8914-2825	31.80	2/11M1220JB	8914-2122	47.30	2/11M1850JB	8914-2185	72.10
3/11M825JB	8914-3825	31.80	3/11M1220JB	8914-3122	47.30	3/11M1850JB	8914-3185	72.10
2/11M850JB	8914-2850	32.80	2/11M1250JB	8914-2125	48.50	2/11M1900JB	8914-2190	74.10
3/11M850JB	8914-3850	32.80	3/11M1250JB	8914-3125	48.50	3/11M1900JB	8914-3190	74.10
2/11M875JB	8914-2875	33.70	2/11M1280JB	8914-2128	49.70	2/11M1950JB	8914-2195	76.10
3/11M875JB	8914-3875	33.70	3/11M1280JB	8914-3128	49.70	3/11M1950JB	8914-3195	76.10
2/11M900JB	8914-2900	34.70	2/11M1320JB	8914-2132	51.30	2/11M2000JB	8914-2200	78.00
3/11M900JB	8914-3900	34.70	3/11M1320JB	8914-3132	51.30	3/11M2000JB	8914-3200	78.00
2/11M925JB	8914-2925	35.70	2/11M1360JB	8914-2136	52.80	2/11M2060JB	8914-2206	80.40
3/11M925JB	8914-3925	35.70	3/11M1360JB	8914-3136	52.80	3/11M2060JB	8914-3206	80.40
2/11M950JB	8914-2950	36.70	2/11M1400JB	8914-2140	54.40	2/11M2120JB	8914-2212	82.80
3/11M950JB	8914-3950	36.70	3/11M1400JB	8914-3140	54.40	3/11M2120JB	8914-3212	82.80
2/11M975JB	8914-2975	37.70	2/11M1450JB	8914-2145	56.40	2/11M2180JB	8914-2218	85.10
3/11M975JB	8914-3975	37.70	3/11M1450JB	8914-3145	56.40	3/11M2180JB	8914-3218	85.10
2/11M1000JB	8914-2100	38.70	2/11M1500JB	8914-2150	58.40	2/11M2240JB	8914-2224	87.50
3/11M1000JB	8914-3100	38.70	3/11M1500JB	8914-3150	58.40	3/11M2240JB	8914-3224	87.50
2/11M1030JB	8914-2103	39.90	2/11M1550JB	8914-2155	60.30	2/11M2300JB	8914-2230	89.90
3/11M1030JB	8914-3103	39.90	3/11M1550JB	8914-3155	60.30	3/11M2300JB	8914-3230	89.90

Poly Chain® GT®2 Sprockets

Markets/Applications

Use with any Poly Chain® belts.

Features/Advantages

- Full split in bushing allows easy installation and removal.
- Precise sprocket design produces positive, press fit to shaft.
- Smaller, narrower sprockets save shaft space, keep the load closer to bearing and extend life of reducer.
- Poly Chain GT2 Sprockets keep overhung load below manufacturers recommendation.
- Sprockets are precision manufactured and static balanced.



SYNCHRONOUS METAL

Notes

Sprockets with 90 or more grooves do not have flanges.

Sprocket part numbers are comprised of pitch, number of grooves and width. For example: part number 8MX-48S-12 denotes 8mm pitch, 48 grooves, "S" for sprocket and 12mm width.

On a sprocket, pitch is the distance between groove centers and is measured on the pitch circle of the sprocket. The pitch circle of the sprocket coincides with the pitch line of the belt mating with it. The pitch diameter of the sprocket is always greater than its outside diameter.

Details shown which do not affect drive function or overall weight may be changed without notification.

Abbreviations used for sprocket materials: GI=Gray Iron, DI=Ductile Iron, SIS=Sintered Steel, ST=Steel, CI=Cast Iron.

WARNING: Do NOT use these sprockets with rim speeds in excess of 6,500 fpm.

Product No. Series 7715 & 7718 8mm Pitch Sprockets — For Belts 12mm Wide

Part No.	Product No.	Number of Grooves	Pitch Diameter (in)	Weight (Lbs.)	Material	Bore or Bushing	Bore Range (in)
8MX-22S-12	7718-1022	22	2.206	.50	ST	1008	1/2 - 1
PB8MX-22S-12	7715-1222	22	2.206	1.10	ST	MPB	1/2 - 1 3/16
8MX-25S-12	7718-1025	25	2.506	.70	ST	1108	1/2 - 1 1/8
PB8MX-25S-12	7715-1225	25	2.506	1.50	ST	MPB	1/2 - 1 1/2
8MX-26S-12	7718-1026	26	2.607	.80	ST	1108	1/2 - 1 1/8
8MX-27S-12	7718-1027	27	2.707	.90	ST	1108	1/2 - 1 1/8
8MX-28S-12	7718-1028	28	2.807	1.00	ST	1108	1/2 - 1 1/8
PB8MX-28S-12	7715-1228	28	2.807	1.87	ST	MPB	1/2 - 1 3/4
8MX-29S-12	7718-1029	29	2.907	1.20	ST	1108	1/2 - 1 1/8
8MX-30S-12	7718-1030	30	3.008	1.30	ST	1108	1/2 - 1 1/8
PB8MX-30S-12	7715-1230	30	3.008	2.32	ST	MPB	1/2 - 1 3/16
8MX-31S-12	7718-1031	31	3.108	1.30	ST	1210	1/2 - 1 1/4
8MX-32S-12	7718-1032	32	3.208	1.40	DI	1210	1/2 - 1 1/4
PB8MX-32S-12	7715-1232	32	3.208	2.68	DI	MPB	1/2 - 2
8MX-33S-12	7718-1033	33	3.308	1.30	DI	1610	1/2 - 1 11/16
8MX-34S-12	7718-1034	34	3.409	1.31	DI	1610	1/2 - 1 11/16
8MX-35S-12	7718-1035	35	3.509	1.30	DI	1610	1/2 - 1 11/16
8MX-36S-12	7718-1036	36	3.609	1.15	DI	1610	1/2 - 1 11/16
8MX-37S-12	7718-1037	37	3.709	1.60	DI	1610	1/2 - 1 11/16
8MX-38S-12	7718-1038	38	3.810	1.70	DI	1610	1/2 - 1 11/16
8MX-39S-12	7718-1039	39	3.910	1.70	DI	1610	1/2 - 1 11/16
8MX-40S-12	7718-1040	40	4.010	1.70	DI	2012	1/2 - 2 1/8
8MX-41S-12	7718-1041	41	4.110	1.80	DI	2012	1/2 - 2 1/8
8MX-42S-12	7718-1042	42	4.211	2.25	DI	2012	1/2 - 2 1/8
8MX-45S-12	7718-1045	45	4.511	2.50	DI	2012	1/2 - 2 1/8
8MX-48S-12	7718-1048	48	4.812	3.40	DI	2012	1/2 - 2 1/8
8MX-50S-12	7718-1050	50	5.013	3.70	DI	2012	1/2 - 2 1/8
8MX-53S-12	7718-1053	53	5.314	4.70	DI	2012	1/2 - 2 1/8
8MX-56S-12	7718-1056	56	5.614	5.40	DI	2012	1/2 - 2 1/8
8MX-60S-12	7718-1060	60	6.015	6.30	DI	2012	1/2 - 2 1/8
8MX-63S-12	7718-1063	63	6.316	5.55	DI	2012	1/2 - 2 1/8
8MX-67S-12	7718-1067	67	6.717	4.30	DI	2012	1/2 - 2 1/8
8MX-71S-12	7718-1071	71	7.118	4.70	DI	2012	1/2 - 2 1/8
8MX-75S-12	7718-1075	75	7.519	5.10	DI	2012	1/2 - 2 1/8
8MX-80S-12	7718-1080	80	8.020	5.80	DI	2012	1/2 - 2 1/8

Poly Chain[®] GT[®]2 Sprockets

SYNCHRONOUS METAL

Product No. Series 7715 & 7718 (continued) 8mm Pitch Sprockets — For Belts 12mm Wide (continued)

Part No.	Product No.	Number of Grooves	Pitch Diameter (in)	Weight (Lbs.)	Material	Bore or Bushing	Bore Range (in)
8MX-90S-12	7718-1090	90	9.023	9.38	DI	2012	1/2 - 2 1/8
8MX-112S-12	7718-1112	112	11.229	13.85	GI	2012	1/2 - 2 1/8
8MX-140S-12	7718-1140	140	14.036	17.30	GI	2012	1/2 - 2 1/8
8MX-180S-12	7718-1180	180	18.046	30.00	GI	2517	1/2 - 2 11/16
8MX-224S-12	7718-1224	224	22.457	41.20	GI	2517	1/2 - 2 11/16

8mm Pitch Sprockets — For Belts 21mm Wide

Part No.	Product No.	Number of Grooves	Pitch Diameter (in)	Weight (Lbs.)	Material	Bore or Bushing	Bore Range (in)
8MX-22S-21	7718-2022	22	2.206	.60	ST	1008	1/2 - 1
PB8MX-22S-21	7715-2022	22	2.206	1.40	ST	MPB	1/2 - 1 3/16
8MX-25S-21	7718-2025	25	2.506	.90	ST	1108	1/2 - 1 1/8
PB8MX-25S-21	7715-2025	25	2.506	1.90	ST	MPB	1/2 - 1 1/2
8MX-26S-21	7718-2026	26	2.607	.80	ST	1108	1/2 - 1 1/8
8MX-27S-21	7718-2027	27	2.707	1.10	ST	1108	1/2 - 1 1/8
8MX-28S-21	7718-2028	28	2.807	2.10	ST	1108	1/2 - 1 1/8
PB8MX-28S-21	7715-2028	28	2.807	1.80	ST	MPB	1/2 - 1 3/4
8MX-29S-21	7718-2029	29	2.907	1.40	ST	1108	1/2 - 1 1/8
8MX-30S-21	7718-2030	30	3.008	1.60	ST	1108	1/2 - 1 1/8
PB8MX-30S-21	7715-2030	30	3.008	2.90	ST	MPB	1/2 - 1 13/16
8MX-31S-21	7718-2031	31	3.108	1.40	ST	1210	1/2 - 1 1/4
8MX-32S-21	7718-2032	32	3.208	3.00	DI	1210	1/2 - 1 1/4
PB8MX-32S-21	7715-2032	32	3.208	3.20	DI	MPB	1/2 - 2
8MX-33S-21	7718-2033	33	3.308	1.40	DI	1610	1/2 - 1 11/16
8MX-34S-21	7718-2034	34	3.409	1.87	DI	1610	1/2 - 1 11/16
8MX-35S-21	7718-2035	35	3.509	1.50	DI	1610	1/2 - 1 11/16
8MX-36S-21	7718-2036	36	3.609	1.60	DI	1610	1/2 - 1 11/16
8MX-37S-21	7718-2037	37	3.709	1.70	DI	1610	1/2 - 1 11/16
8MX-38S-21	7718-2038	38	3.810	1.90	DI	1610	1/2 - 1 11/16
8MX-39S-21	7718-2039	39	3.910	2.00	DI	1610	1/2 - 1 11/16
8MX-40S-21	7718-2040	40	4.010	2.00	DI	2012	1/2 - 2 1/8
8MX-41S-21	7718-2041	41	4.110	2.20	DI	2012	1/2 - 2 1/8
8MX-42S-21	7718-2042	42	4.211	2.40	DI	2012	1/2 - 2 1/8
8MX-45S-21	7718-2045	45	4.511	2.95	DI	2012	1/2 - 2 1/8
8MX-48S-21	7718-2048	48	4.812	3.36	DI	2012	1/2 - 2 1/8
8MX-50S-21	7718-2050	50	5.013	4.20	DI	2012	1/2 - 2 1/8
8MX-53S-21	7718-2053	53	5.314	5.00	DI	2012	1/2 - 2 1/8
8MX-56S-21	7718-2056	56	5.614	4.94	DI	2012	1/2 - 2 1/8
8MX-60S-21	7718-2060	60	6.015	6.90	DI	2012	1/2 - 2 1/8
8MX-63S-21	7718-2063	63	6.316	7.73	DI	2012	1/2 - 2 1/8
8MX-67S-21	7718-2067	67	6.717	5.70	DI	2517	1/2 - 2 11/16
8MX-71S-21	7718-2071	71	7.118	6.10	DI	2517	1/2 - 2 11/16
8MX-75S-21	7718-2075	75	7.519	9.21	DI	2517	1/2 - 2 11/16
8MX-80S-21	7718-2080	80	8.020	7.50	DI	2517	1/2 - 2 11/16
8MX-90S-21	7718-2090	90	9.023	11.00	DI	2517	1/2 - 2 11/16
8MX-112S-21	7718-2112	112	11.229	19.40	GI	2517	1/2 - 2 11/16
8MX-140S-21	7718-2140	140	14.036	26.80	GI	2517	1/2 - 2 11/16
8MX-180S-21	7718-2180	180	18.046	36.60	GI	3020	7/8 - 3 1/4
8MX-224S-21	7718-2224	224	22.457	50.10	GI	3020	7/8 - 3 1/4

Poly Chain® GT®2 Sprockets

SYNCHRONOUS METAL

Product No. Series 7715 & 7718 (continued) 8mm Pitch Sprockets — For Belts 36mm Wide

Part No.	Product No.	Number of Grooves	Pitch Diameter (in)	Weight (Lbs.)	Material	Bore or Bushing	Bore Range (in)
PB8MX-22S-36	7715-3022	22	2.206	2.00	ST	MPB	1/2 - 1 3/16
PB8MX-25S-36	7715-3025	25	2.506	2.70	ST	MPB	1/2 - 1 1/2
PB8MX-28S-36	7715-3028	28	2.807	3.50	ST	MPB	1/2 - 1 3/4
PB8MX-30S-36	7715-3030	30	3.008	4.10	ST	MPB	1/2 - 1 13/16
8MX-32S-36	7718-3032	32	3.208	2.00	DI	1210	1/2 - 1 1/4
PB8MX-32S-36	7715-3032	32	3.208	3.90	DI	MPB	1/2 - 2
8MX-33S-36	7718-3033	33	3.308	1.70	DI	1610	1/2 - 1 11/16
8MX-34S-36	7718-3034	34	3.409	1.80	DI	1610	1/2 - 1 11/16
PB8MX-34S-36	7715-3034	34	3.409	4.30	DI	MPB	1/2 - 2 1/8
8MX-35S-36	7718-3035	35	3.509	2.00	DI	1610	1/2 - 1 11/16
8MX-36S-36	7718-3036	36	3.609	2.70	DI	1610	1/2 - 1 11/16
PB8MX-36S-36	7715-3036	36	3.609	5.90	DI	MPB	1/2 - 2 5/16
8MX-37S-36	7718-3037	37	3.709	2.10	DI	1610	1/2 - 1 11/16
8MX-38S-36	7718-3038	38	3.810	2.90	DI	1610	1/2 - 1 11/16
PB8MX-38S-36	7715-3038	38	3.810	6.70	DI	MPB	1/2 - 2 7/16
8MX-39S-36	7718-3039	39	3.910	2.40	DI	1610	1/2 - 1 11/16
8MX-40S-36	7718-3040	40	4.010	2.50	DI	2012	1/2 - 2 1/8
8MX-41S-36	7718-3041	41	4.110	2.40	DI	2012	1/2 - 2 1/8
8MX-42S-36	7718-3042	42	4.211	2.80	DI	2012	1/2 - 2 1/8
8MX-45S-36	7718-3045	45	4.511	3.96	DI	2012	1/2 - 2 1/8
8MX-48S-36	7718-3048	48	4.812	4.30	DI	2012	1/2 - 2 1/8
8MX-50S-36	7718-3050	50	5.013	5.10	DI	2012	1/2 - 2 1/8
8MX-53S-36	7718-3053	53	5.314	6.00	DI	2012	1/2 - 2 1/8
8MX-56S-36	7718-3056	56	5.614	6.50	DI	2012	1/2 - 2 1/8
8MX-60S-36	7718-3060	60	6.015	8.90	DI	2517	1/2 - 2 11/16
8MX-63S-36	7718-3063	63	6.316	9.30	DI	2517	1/2 - 2 11/16
8MX-67S-36	7718-3067	67	6.717	10.00	DI	2517	1/2 - 2 11/16
8MX-71S-36	7718-3071	71	7.118	7.00	DI	2517	1/2 - 2 11/16
8MX-75S-36	7718-3075	75	7.519	13.30	DI	2517	1/2 - 2 11/16
8MX-80S-36	7718-3080	80	8.020	15.30	DI	3020	7/8 - 3 1/4
8MX-90S-36	7718-3090	90	9.023	20.90	DI	3020	7/8 - 3 1/4
8MX-112S-36	7718-3112	112	11.229	22.00	GI	3020	7/8 - 3 1/4
8MX-140S-36	7718-3140	140	14.036	39.30	GI	3020	7/8 - 3 1/4
8MX-180S-36	7718-3180	180	18.046	48.90	GI	3020	7/8 - 3 1/4
8MX-224S-36	7718-3224	224	22.457	92.20	GI	3525	1 3/16 - 3 15/16

8mm Pitch Sprockets — For Belts 62mm Wide

Part No.	Product No.	Number of Grooves	Pitch Diameter (in)	Weight (Lbs.)	Material	Bore or Bushing	Bore Range (in)
PB8MX-22S-62	7715-6022	22	2.206	2.40	ST	MPB	1 - 1 3/16
PB8MX-25S-62	7715-6025	25	2.506	3.60	ST	MPB	1 - 1 1/2
PB8MX-28S-62	7715-6028	28	2.807	4.60	ST	MPB	1 - 1 3/4
PB8MX-30S-62	7715-6030	30	3.008	5.30	ST	MPB	1 - 1 13/16
PB8MX-32S-62	7715-6032	32	3.208	5.55	DI	MPB	1 - 2
8MX-34S-62	7718-6034	34	3.409	5.00	DI	1610	1/2 - 1 11/16
PB8MX-34S-62	7715-6034	34	3.409	5.70	DI	MPB	1 - 2 1/8
8MX-36S-62	7718-6036	36	3.609	5.30	DI	1610	1/2 - 1 11/16
PB8MX-36S-62	7715-6036	36	3.609	8.00	DI	MPB	1 - 2 5/16
8MX-38S-62	7718-6038	38	3.812	5.60	DI	1610	1/2 - 1 11/16
PB8MX-38S-62	7715-6038	38	3.812	9.10	DI	MPB	1 - 2 7/16
8MX-40S-62	7718-6040	40	4.010	5.90	DI	2012	1/2 - 2 1/8
PB8MX-40S-62	7715-6040	40	4.010	10.30	DI	MPB	1 - 2 9/16
8MX-42S-62	7718-6042	42	4.211	3.45	DI	2012	1/2 - 2 1/8
PB8MX-42S-62	7715-6042	42	4.211	11.60	DI	MPB	1 - 2 3/4
8MX-45S-62	7718-6045	45	4.511	6.50	DI	2012	1/2 - 2 1/8
PB8MX-45S-62	7715-6045	45	4.511	13.10	DI	MPB	1 - 2 3/4
8MX-48S-62	7718-6048	48	4.812	6.60	CI	2517	1/2 - 2 11/16

Poly Chain® GT®2 Sprockets

SYNCHRONOUS METAL

Product No. Series 7715 & 7718 (continued)
8mm Pitch Sprockets — For Belts 62mm Wide (continued)

Part No.	Product No.	Number of Grooves	Pitch Diameter (in)	Weight (Lbs.)	Material	Bore or Bushing	Bore Range (in)
8MX-50S-62	7718-6050	50	5.013	6.70	CI	2517	1/2 - 2 11/16
8MX-53S-62	7718-6053	53	5.314	6.90	CI	2517	1/2 - 2 11/16
8MX-56S-62	7718-6056	56	5.614	7.20	CI	2517	1/2 - 2 11/16
8MX-60S-62	7718-6060	60	6.015	8.90	CI	3020	7/8 - 3 1/4
8MX-63S-62	7718-6063	63	6.316	10.30	CI	3020	7/8 - 3 1/4
8MX-67S-62	7718-6067	67	6.717	11.00	CI	3020	7/8 - 3 1/4
8MX-71S-62	7718-6071	71	7.118	13.50	CI	3020	7/8 - 3 1/4
8MX-75S-62	7718-6075	75	7.519	15.40	CI	3020	7/8 - 3 1/4
8MX-80S-62	7718-6080	80	8.020	23.00	CI	3020	7/8 - 3 1/4
8MX-90S-62	7718-6090	90	9.023	32.70	CI	3020	7/8 - 3 1/4
8MX-112S-62	7718-6112	112	11.229	38.90	CI	3020	7/8 - 3 1/4
8MX-140S-62	7718-6140	140	14.036	54.50	CI	3525	1 3/16 - 3 15/16
8MX-180S-62	7718-6180	180	18.046	89.95	CI	3525	1 3/16 - 3 15/16
8MX-224S-62	7718-6224	224	22.457	130.00	CI	3525	1 3/16 - 3 15/16

Product No. Series 7727
8mm Pitch Poly Chain® GT®2 - QD® Sprockets for ACHE Applications — For 21mm Poly Chain® GT®2 Belts

Part No.	Product No.	Number of Grooves	Pitch Diameter (in)	Weight (Lbs.)	Material	Bore or Bushing	Bore Range (in)
F8M-36S-21	7727-9536	36	3.609	2.10	CI	SH	1/2 - 1 5/8
F8M-38S-21	7727-9538	38	3.810	2.10	CI	SH	1/2 - 1 5/8
F8M-40S-21	7727-9540	40	4.010	2.30	CI	SH	1/2 - 1 5/8
F8M-42S-21	7727-9542	42	4.211	2.50	CI	SH	1/2 - 1 5/8
F8M-140S-21	7727-9544	140	14.036	25.00	CI	SF	1/2 - 2 13/16
F8M-168S-21	7727-9568	168	16.843	33.80	CI	SF	1/2 - 2 13/16
F8M-180S-21	7727-9580	180	18.046	36.60	CI	SF	1/2 - 2 13/16
F8M-224S-21	7727-9524	224	22.457	50.10	CI	E	7/8 - 3 1/2

Product No. Series 7716 & 7719
14mm Pitch Sprockets — For Belts 20mm Wide

Part No.	Product No.	Number of Grooves	Pitch Diameter (in)	Weight (Lbs.)	Material	Bore or Bushing	Bore Range (in)
14MX-28S-20	7719-2028	28	4.912	3.90	CI	2012	1/2 - 2 1/8
14MX-29S-20	7719-2029	29	5.088	4.50	CI	2012	1/2 - 2 1/8
14MX-30S-20	7719-2030	30	5.263	4.80	CI	2012	1/2 - 2 1/8
14MX-31S-20	7719-2031	31	5.439	5.50	CI	2012	1/2 - 2 1/8
14MX-32S-20	7719-2032	32	5.614	5.90	CI	2012	1/2 - 2 1/8
14MX-33S-20	7719-2033	33	5.790	6.30	CI	2012	1/2 - 2 1/8
14MX-34S-20	7719-2034	34	5.965	6.90	CI	2012	1/2 - 2 1/8
14MX-35S-20	7719-2035	35	6.141	7.30	CI	2012	1/2 - 2 1/8
14MX-36S-20	7719-2036	36	6.316	7.60	CI	2517	1/2 - 2 11/16
14MX-37S-20	7719-2037	37	6.492	8.20	CI	2517	1/2 - 2 11/16
14MX-38S-20	7719-2038	38	6.667	8.82	CI	2517	1/2 - 2 11/16
14MX-39S-20	7719-2039	39	6.842	9.80	CI	2517	1/2 - 2 11/16
14MX-40S-20	7719-2040	40	7.018	10.11	CI	2517	1/2 - 2 11/16
14MX-43S-20	7719-2043	43	7.544	11.67	CI	2517	1/2 - 2 11/16
14MX-45S-20	7719-2045	45	7.895	13.50	CI	3020	7/8 - 3 1/4
14MX-48S-20	7719-2048	48	8.421	16.44	CI	3020	7/8 - 3 1/4
14MX-50S-20	7719-2050	50	8.772	18.25	CI	3020	7/8 - 3 1/4
14MX-53S-20	7719-2053	53	9.299	20.50	CI	3020	7/8 - 3 1/4
14MX-56S-20	7719-2056	56	9.825	23.15	CI	3525	1 3/16 - 3 15/16
14MX-60S-20	7719-2060	60	10.527	27.45	CI	3525	1 3/16 - 3 15/16
14MX-63S-20	7719-2063	63	11.053	30.19	CI	3525	1 3/16 - 3 15/16

Poly Chain® GT®2 Sprockets

Product No. Series 7716 & 7719 (continued)
14mm Pitch Sprockets — For Belts 20mm Wide (continued)

Part No.	Product No.	Number of Grooves	Pitch Diameter (in)	Weight (Lbs.)	Material	Bore or Bushing	Bore Range (in)
14MX-67S-20	7719-2067	67	11.755	31.25	CI	3525	1 3/16 - 3 15/16
14MX-71S-20	7719-2071	71	12.457	32.51	CI	3525	1 3/16 - 3 15/16
14MX-75S-20	7719-2075	75	13.158	36.15	CI	3525	1 3/16 - 3 15/16
14MX-80S-20	7719-2080	80	14.036	35.43	CI	3525	1 3/16 - 3 15/16
14MX-90S-20	7719-2090	90	15.790	41.29	CI	3525	1 3/16 - 3 15/16
14MX-112S-20	7719-2112	112	19.650	68.00	CI	3525	1 3/16 - 3 15/16
14MX-126S-20	7719-2126	126	22.106	79.00	CI	3525	1 3/16 - 3 15/16
14MX-140S-20	7719-2140	140	24.562	93.00	CI	3525	1 3/16 - 3 15/16
14MX-154S-20	7719-2154	154	27.019	104.00	CI	3525	1 3/16 - 3 15/16
14MX-168S-20	7719-2168	168	29.475	99.50	CI	3525	1 3/16 - 3 15/16
14MX-180S-20	7719-2180	180	31.580	135.00	CI	3525	1 3/16 - 3 15/16
14MX-200S-20	7719-2200	200	35.089	156.00	CI	3525	1 3/16 - 3 15/16
14MX-224S-20	7719-2224	224	39.300	150.20	CI	4030	1 7/16 - 4 7/16

14mm Pitch Sprockets — For Belts 37mm Wide

Part No.	Product No.	Number of Grooves	Pitch Diameter (in)	Weight (Lbs.)	Material	Bore or Bushing	Bore Range (in)
14MX-28S-37	7719-3028	28	4.912	4.20	CI	2012	1/2 - 2 1/8
PB14MX-28S-37	7716-3028	28	4.912	11.70	DI	MPB	1 - 2 15/16
14MX-29S-37	7719-3029	29	5.088	4.70	CI	2517	1/2 - 2 11/16
14MX-30S-37	7719-3030	30	5.263	5.00	CI	2517	1/2 - 2 11/16
14MX-31S-37	7719-3031	31	5.439	6.00	CI	2517	1/2 - 2 11/16
14MX-32S-37	7719-3032	32	5.614	7.20	CI	2517	1/2 - 2 11/16
14MX-33S-37	7719-3033	33	5.790	7.50	CI	2517	1/2 - 2 11/16
14MX-34S-37	7719-3034	34	5.965	7.80	CI	2517	1/2 - 2 11/16
14MX-35S-37	7719-3035	35	6.141	8.30	CI	2517	1/2 - 2 11/16
14MX-36S-37	7719-3036	36	6.316	8.80	CI	2517	1/2 - 2 11/16
14MX-37S-37	7719-3037	37	6.492	9.30	CI	2517	1/2 - 2 11/16
14MX-38S-37	7719-3038	38	6.667	10.80	CI	3020	7/8 - 3 1/4
14MX-39S-37	7719-3039	39	6.842	11.90	CI	3020	7/8 - 3 1/4
14MX-40S-37	7719-3040	40	7.018	12.20	CI	3020	7/8 - 3 1/4
14MX-43S-37	7719-3043	43	7.544	12.50	CI	3020	7/8 - 3 1/4
14MX-45S-37	7719-3045	45	7.895	15.80	CI	3020	7/8 - 3 1/4
14MX-48S-37	7719-3048	48	8.421	18.70	CI	3020	7/8 - 3 1/4
14MX-50S-37	7719-3050	50	8.772	21.10	CI	3020	7/8 - 3 1/4
14MX-53S-37	7719-3053	53	9.299	24.70	CI	3020	7/8 - 3 1/4
14MX-56S-37	7719-3056	56	9.825	28.20	CI	3525	1 3/16 - 3 15/16
14MX-60S-37	7719-3060	60	10.527	32.20	CI	3525	1 3/16 - 3 15/16
14MX-63S-37	7719-3063	63	11.053	42.80	CI	3525	1 3/16 - 3 15/16
14MX-67S-37	7719-3067	67	11.755	43.50	CI	3525	1 3/16 - 3 15/16
14MX-71S-37	7719-3071	71	12.457	44.10	CI	3525	1 3/16 - 3 15/16
14MX-75S-37	7719-3075	75	13.158	45.50	CI	3525	1 3/16 - 3 15/16
14MX-80S-37	7719-3080	80	14.036	48.70	CI	3525	1 3/16 - 3 15/16
14MX-90S-37	7719-3090	90	15.790	53.30	CI	3525	1 3/16 - 3 15/16
14MX-112S-37	7719-3112	112	19.650	87.00	CI	3525	1 3/16 - 3 15/16
14MX-126S-37	7719-3126	126	22.106	76.30	CI	3525	1 3/16 - 3 15/16
14MX-140S-37	7719-3140	140	24.562	100.90	CI	3525	1 3/16 - 3 15/16
14MX-154S-37	7719-3154	154	27.019	100.20	CI	3525	1 3/16 - 3 15/16
14MX-168S-37	7719-3168	168	29.475	179.00	CI	4030	1 7/16 - 4 7/16
14MX-180S-37	7719-3180	180	31.580	172.30	CI	4030	1 7/16 - 4 7/16
14MX-200S-37	7719-3200	200	35.089	185.40	CI	4030	1 7/16 - 4 7/16
14MX-224S-37	7719-3224	224	39.300	229.10	CI	4030	1 7/16 - 4 7/16

Poly Chain® GT®2 Sprockets

SYNCHRONOUS METAL

Product No. Series 7716 & 7719 (continued) 14mm Pitch Sprockets — For Belts 68mm Wide

Part No.	Product No.	Number of Grooves	Pitch Diameter (in)	Weight (Lbs.)	Material	Bore or Bushing	Bore Range (in)
PB14MX-28S-68	7716-6028	28	4.912	17.00	DI	MPB	1 - 2 15/16
14MX-29S-68	7719-6029	29	5.088	14.70	CI	2517	1/2 - 2 11/16
PB14MX-29S-68	7716-6029	29	5.088	19.00	DI	MPB	1 - 3 3/16
14MX-30S-68	7719-6030	30	5.263	14.00	CI	2517	1/2 - 2 11/16
PB14MX-30S-68	7716-6030	30	5.263	20.00	DI	MPB	1 - 3 3/16
14MX-31S-68	7719-6031	31	5.439	14.30	CI	2517	1/2 - 2 11/16
PB14MX-31S-68	7716-6031	31	5.439	16.80	DI	MPB	1 - 3 7/16
14MX-32S-68	7719-6032	32	5.614	14.60	CI	2517	1/2 - 2 11/16
PB14MX-32S-68	7716-6032	32	5.614	18.00	DI	MPB	1 - 3 7/16
14MX-33S-68	7719-6033	33	5.790	14.90	CI	2517	1/2 - 2 11/16
PB14MX-33S-68	7716-6033	33	5.790	26.00	DI	MPB	1 - 3 1/2
14MX-34S-68	7719-6034	34	5.965	15.20	CI	2517	1/2 - 2 11/16
PB14MX-34S-68	7716-6034	34	5.965	21.10	DI	MPB	1 - 3 1/2
14MX-35S-68	7719-6035	35	6.141	15.50	CI	3020	7/8 - 3 1/4
14MX-36S-68	7719-6036	36	6.316	15.80	CI	3020	7/8 - 3 1/4
14MX-37S-68	7719-6037	37	6.492	16.10	CI	3020	7/8 - 3 1/4
14MX-38S-68	7719-6038	38	6.667	16.40	CI	3020	7/8 - 3 1/4
14MX-39S-68	7719-6039	39	6.842	16.70	CI	3020	7/8 - 3 1/4
14MX-40S-68	7719-6040	40	7.018	17.00	CI	3020	7/8 - 3 1/4
14MX-43S-68	7719-6043	43	7.544	17.20	CI	3020	7/8 - 3 1/4
14MX-45S-68	7719-6045	45	7.895	20.40	CI	3020	7/8 - 3 1/4
14MX-48S-68	7719-6048	48	8.421	24.60	CI	3525	1 3/16 - 3 15/16
14MX-50S-68	7719-6050	50	8.772	29.40	CI	3525	1 3/16 - 3 15/16
14MX-53S-68	7719-6053	53	9.299	35.70	CI	3525	1 3/16 - 3 15/16
14MX-56S-68	7719-6056	56	9.825	39.90	CI	3525	1 3/16 - 3 15/16
14MX-60S-68	7719-6060	60	10.527	50.60	CI	3525	1 3/16 - 3 15/16
14MX-63S-68	7719-6063	63	11.053	58.00	CI	3525	1 3/16 - 3 15/16
14MX-67S-68	7719-6067	67	11.755	60.00	CI	3525	1 3/16 - 3 15/16
14MX-71S-68	7719-6071	71	12.457	63.30	CI	3525	1 3/16 - 3 15/16
14MX-75S-68	7719-6075	75	13.158	68.60	CI	3525	1 3/16 - 3 15/16
14MX-80S-68	7719-6080	80	14.036	76.30	CI	3525	1 3/16 - 3 15/16
14MX-90S-68	7719-6090	90	15.790	82.60	CI	4030	1 7/16 - 4 7/16
14MX-112S-68	7719-6112	112	19.650	100.37	CI	4030	1 7/16 - 4 7/16
14MX-140S-68	7719-6140	140	24.562	190.00	CI	4030	1 7/16 - 4 7/16
14MX-168S-68	7719-6168	168	29.475	239.10	CI	4535	1 15/16 - 4 15/16
14MX-180S-68	7719-6180	180	31.580	250.60	CI	4535	1 15/16 - 4 15/16
14MX-200S-68	7719-6200	200	35.089	262.50	CI	4535	1 15/16 - 4 15/16
14MX-224S-68	7719-6224	224	39.300	350.00	CI	5040	2 7/16 - 5

14mm Pitch Sprockets — For Belts 90mm Wide

Part No.	Product No.	Number of Grooves	Pitch Diameter (in)	Weight (Lbs.)	Material	Bore or Bushing	Bore Range (in)
PB14MX-28S-90	7716-9028	28	4.912	20.00	DI	MPB	1 1/2 - 2 15/16
PB14MX-29S-90	7716-9029	29	5.088	22.10	DI	MPB	1 1/2 - 3 3/16
PB14MX-30S-90	7716-9030	30	5.263	24.00	DI	MPB	1 1/2 - 3 3/16
PB14MX-31S-90	7716-9031	31	5.439	21.80	DI	MPB	1 1/2 - 3 7/16
PB14MX-32S-90	7716-9032	32	5.614	27.00	DI	MPB	1 1/2 - 3 7/16
PB14MX-33S-90	7716-9033	33	5.790	30.00	DI	MPB	1 1/2 - 3 1/2
PB14MX-34S-90	7716-9034	34	5.965	27.20	DI	MPB	1 1/2 - 3 1/2
14MX-35S-90	7719-9035	35	6.141	22.90	CI	3020	7/8 - 3 1/4
PB14MX-35S-90	7716-9035	35	6.141	28.70	DI	MPB	1 1/2 - 3 13/16
14MX-36S-90	7719-9036	36	6.316	23.10	CI	3020	7/8 - 3 1/4
PB14MX-36S-90	7716-9036	36	6.316	30.30	DI	MPB	1 1/2 - 3 13/16
14MX-37S-90	7719-9037	37	6.492	23.40	CI	3020	7/8 - 3 1/4
PB14MX-37S-90	7716-9037	37	6.492	32.10	DI	MPB	1 1/2 - 4 1/8
14MX-38S-90	7719-9038	38	6.667	23.70	CI	3020	7/8 - 3 1/4
PB14MX-38S-90	7716-9038	38	6.667	33.90	DI	MPB	1 1/2 - 4 1/8

Poly Chain® GT®2 Sprockets

SYNCHRONOUS METAL

Product No. Series 7716 & 7719 (continued)
14mm Pitch Sprockets — For Belts 90mm Wide (continued)

Part No.	Product No.	Number of Grooves	Pitch Diameter (in)	Weight (Lbs.)	Material	Bore or Bushing	Bore Range (in)
14MX-39S-90	7719-9039	39	6.842	24.00	CI	3020	7/8 - 3 1/4
PB14MX-39S-90	7716-9039	39	6.842	35.80	DI	MPB	1 1/2 - 4 3/8
14MX-40S-90	7719-9040	40	7.018	24.30	CI	3020	7/8 - 3 1/4
PB14MX-40S-90	7716-9040	40	7.018	37.70	DI	MPB	1 1/2 - 4 3/8
14MX-43S-90	7719-9043	43	7.544	24.70	CI	3525	1 3/16 - 3 15/16
14MX-45S-90	7719-9045	45	7.895	27.30	CI	3525	1 3/16 - 3 15/16
14MX-48S-90	7719-9048	48	8.421	33.40	CI	3525	1 3/16 - 3 15/16
14MX-50S-90	7719-9050	50	8.772	29.30	CI	3525	1 3/16 - 3 15/16
14MX-53S-90	7719-9053	53	9.299	46.80	CI	3525	1 3/16 - 3 15/16
14MX-56S-90	7719-9056	56	9.825	42.10	CI	4030	1 7/16 - 4 7/16
14MX-60S-90	7719-9060	60	10.527	50.45	CI	4030	1 7/16 - 4 7/16
14MX-63S-90	7719-9063	63	11.053	64.60	CI	4030	1 7/16 - 4 7/16
14MX-67S-90	7719-9067	67	11.755	70.00	CI	4030	1 7/16 - 4 7/16
14MX-71S-90	7719-9071	71	12.457	86.70	CI	4030	1 7/16 - 4 7/16
14MX-75S-90	7719-9075	75	13.158	85.00	CI	4030	1 7/16 - 4 7/16
14MX-80S-90	7719-9080	80	14.036	88.00	CI	4030	1 7/16 - 4 7/16
14MX-90S-90	7719-9090	90	15.790	89.05	CI	4030	1 7/16 - 4 7/16
14MX-112S-90	7719-9112	112	19.650	197.90	CI	4535	1 15/16 - 4 15/16
14MX-140S-90	7719-9140	140	24.562	240.00	CI	5040	2 7/16 - 5
14MX-168S-90	7719-9168	168	29.475	327.30	CI	6050	4 7/16 - 6
14MX-180S-90	7719-9180	180	31.580	335.90	CI	6050	4 7/16 - 6
14MX-200S-90	7719-9200	200	35.089	344.50	CI	6050	4 7/16 - 6
14MX-224S-90	7719-9224	224	39.300	589.00	CI	6050	4 7/16 - 6

14mm Pitch Sprockets — For Belts 125mm Wide

Part No.	Product No.	Number of Grooves	Pitch Diameter (in)	Weight (Lbs.)	Material	Bore or Bushing	Bore Range (in)
PB14MX-28S-125	7716-8028	28	4.912	22.00	DI	MPB	1 1/2 - 2 15/16
PB14MX-29S-125	7716-8029	29	5.087	27.00	DI	MPB	1 1/2 - 3 3/16
PB14MX-30S-125	7716-8030	30	5.263	30.20	DI	MPB	1 1/2 - 3 3/16
PB14MX-31S-125	7716-8031	31	5.438	32.00	DI	MPB	1 1/2 - 3 7/16
PB14MX-32S-125	7716-8032	32	5.614	34.00	DI	MPB	1 1/2 - 3 7/16
PB14MX-33S-125	7716-8033	33	5.790	31.80	DI	MPB	1 1/2 - 3 1/2
PB14MX-34S-125	7716-8034	34	5.965	34.30	DI	MPB	1 1/2 - 3 1/2
PB14MX-35S-125	7716-8035	35	6.140	36.20	DI	MPB	1 1/2 - 3 13/16
PB14MX-36S-125	7716-8036	36	6.315	38.00	DI	MPB	1 1/2 - 3 13/16
PB14MX-37S-125	7716-8037	37	6.491	40.30	DI	MPB	1 1/2 - 4 1/8
PB14MX-38S-125	7716-8038	38	6.666	42.50	DI	MPB	1 1/2 - 4 1/8
PB14MX-39S-125	7716-8039	39	6.842	44.90	DI	MPB	1 1/2 - 4 3/8
PB14MX-40S-125	7716-8040	40	7.017	47.20	DI	MPB	1 1/2 - 4 3/8
PB14MX-43S-125	7716-8043	43	7.543	55.50	DI	MPB	1 1/2 - 4 13/16
PB14MX-45S-125	7716-8045	45	7.894	61.30	DI	MPB	1 1/2 - 5
PB14MX-48S-125	7716-8048	48	8.421	68.70	DI	MPB	1 1/2 - 5 5/8
14MX-50S-125	7719-8050	50	8.771	39.40	DI	4535	1 15/16 - 4 15/16
14MX-53S-125	7719-8053	53	9.290	50.10	DI	4535	1 15/16 - 4 15/16
14MX-56S-125	7719-8056	56	9.824	52.60	DI	4535	1 15/16 - 4 15/16
14MX-60S-125	7719-8060	60	10.526	63.30	CI	4535	1 15/16 - 4 15/16
14MX-63S-125	7719-8063	63	11.052	77.20	CI	4535	1 15/16 - 4 15/16
14MX-67S-125	7719-8067	67	11.754	93.80	CI	4535	1 15/16 - 4 15/16
14MX-71S-125	7719-8071	71	12.455	93.00	CI	5040	2 7/16 - 5
14MX-75S-125	7719-8075	75	13.157	132.80	CI	5040	2 7/16 - 5
14MX-80S-125	7719-8080	80	14.034	137.00	CI	5040	2 7/16 - 5
14MX-90S-125	7719-8090	90	15.790	121.00	CI	5040	2 7/16 - 5
14MX-112S-125	7719-8112	112	19.650	210.60	CI	6050	4 7/16 - 6
14MX-140S-125	7719-8140	140	24.560	270.30	CI	6050	4 7/16 - 6
14MX-168S-125	7719-8168	168	29.472	345.20	CI	7060	4 15/16 - 7
14MX-180S-125	7719-8180	180	31.580	365.20	CI	7060	4 15/16 - 7

Poly Chain® GT®2 Sprockets

SYNCHRONOUS METAL

Product No. Series 7716 & 7719 (continued)
14mm Pitch Sprockets — For Belts 125mm Wide (continued)

Part No.	Product No.	Number of Grooves	Pitch Diameter (in)	Weight (Lbs.)	Material	Bore or Bushing	Bore Range (in)
14MX-200S-125	7719-8200	200	35.086	373.50	CI	7060	4 15/16 - 7
14MX-224S-125	7719-8224	224	39.300	482.30	CI	7060	4 15/16 - 7

Product No. Series 7719
14mm Pitch Poly Chain® GT®2-Taper-Lock® Sprockets for ACHE Applications — For Belts 37mm Wide

Part No.	Product No.	Number of Grooves	Pitch Diameter (in)	Weight (Lbs.)	Material	Bore or Bushing	Bore Range (in)
F14MX-180S-37	7719-9702	180	31.580	120.00	CI	3020	7/8 - 3 1/4
F14MX-200S-37	7719-9700	200	35.086	130.00	CI	3020	7/8 - 3 1/4
F14MX-224S-37	7719-9704	224	39.296	177.00	CI	3020	7/8 - 3 1/4

Product No. Series 7727
14mm Pitch Poly Chain® GT®2 - QD® Sprockets for ACHE Applications — For Belts 20mm Wide

Part No.	Product No.	Number of Grooves	Pitch Diameter (in)	Weight (Lbs.)	Material	Bore or Bushing	Bore Range (in)
F14M-28S-20	7727-9628	28	4.912	3.90	DI	SK	1/2 - 2 1/2
F14M-29S-20	7727-9629	29	5.088	4.50	DI	SK	1/2 - 2 1/2
F14M-30S-20	7727-9630	30	5.263	4.80	CI	SK	1/2 - 2 1/2
F14M-31S-20	7727-9631	31	5.439	5.50	CI	SK	1/2 - 2 1/2
F14M-32S-20	7727-9632	32	5.614	5.90	CI	SK	1/2 - 2 1/2
F14M-33S-20	7727-9633	33	5.790	6.30	CI	SK	1/2 - 2 1/2
F14M-34S-20	7727-9634	34	5.965	6.90	CI	SK	1/2 - 2 1/2
F14M-35S-20	7727-9635	35	6.141	7.30	CI	SK	1/2 - 2 1/2
F14M-36S-20	7727-9720	36	6.315	7.90	CI	SF	1 - 2 1/2
F14M-140S-20	7727-9644	140	24.560	66.10	CI	E	7/8 - 3 1/2
F14M-168S-20	7727-9668	168	29.472	90.00	CI	F	1 - 4
F14M-180S-20	7727-9680	180	31.580	107.30	CI	F	1 - 4
F14M-200S-20	7727-9600	200	35.086	119.00	CI	F	1 - 4
F14M-224S-20	7727-9624	224	39.300	125.00	CI	F	1 - 4

14mm Pitch Poly Chain® GT®2 - QD® Sprockets for ACHE Applications — For Belts 37mm Wide

Part No.	Product No.	Number of Grooves	Pitch Diameter (in)	Weight (Lbs.)	Material	Bore or Bushing	Bore Range (in)
F14M-28S-37	7727-9728	28	4.912	4.20	DI	SK	1/2 - 2 1/2
F14M-29S-37	7727-9729	29	5.088	4.70	DI	SK	1/2 - 2 1/2
F14M-30S-37	7727-9730	30	5.263	5.00	DI	SK	1/2 - 2 1/2
F14M-31S-37	7727-9731	31	5.439	6.00	DI	SK	1/2 - 2 1/2
F14M-32S-37	7727-9732	32	5.614	7.10	CI	SK	1/2 - 2 1/2
F14M-33S-37	7727-9733	33	5.790	7.50	DI	SK	1/2 - 2 1/2
F14M-34S-37	7727-9734	34	5.965	7.80	DI	SK	1/2 - 2 1/2
F14M-35S-37	7727-9735	35	6.141	8.30	DI	SK	1/2 - 2 1/2
F14M-36S-37	7727-9737	36	6.315	8.80	CI	SF	1/2 - 2 1/2
F14M-180S-37	7727-9702	180	31.580	120.00	CI	E	7/8 - 3 1/2
F14M-200S-37	7727-9700	200	35.089	130.00	CI	E	7/8 - 3 1/2
F14M-224S-37	7727-9704	224	39.300	177.00	CI	E	7/8 - 3 1/2

Poly Chain® GT®2 Sprockets - Stainless Steel

Markets/Applications

Use with Poly Chain® GT®2 belts. Stainless steel Poly Chain GT2 sprockets are ideal for the food and beverage market or where non-corrosive sprockets are needed to prevent rust.

Features/Advantages

- Cost effective alternative to stainless roller chain drives.
- Taper-Lock® bushings save shaft space allowing load to be closer to bearing.
- Can be used with rim speeds of 8,000 fpm.

Notes

Sprocket part numbers are comprised of pitch, number of grooves and width. For example; part number SS8MX-28S-12 denotes "SS" for stainless steel, 8mm pitch, 28 grooves, "S" for sprocket and 12mm width.

On a sprocket, pitch is the distance between groove centers and is measured on the pitch circle of the sprocket. The pitch circle of the sprocket coincides with the pitch line of the belt mating with it. The pitch diameter of the sprocket is always greater than its outside diameter. Details shown which do not affect drive function or overall weight may be changed without notification.



SYNCHRONOUS METAL

Product No. Series 7769

8mm Pitch Sprockets — For Belts 12mm Wide

Part No.	Product No.	Number of Grooves	Pitch Diameter (in)	Weight (Lbs.)	Material	Bore or Bushing	Bore Range (in)
SS 8MX-28S-12 1108	7769-1228	28	2.807	.90	SS	1108	1/2 - 1 1/8
SS 8MX-28S-12 MPB	7769-9128	28	2.807	1.40	SS	MPB	1/2 - 1 3/4
SS 8MX-29S-12 1108	7769-1229	29	2.907	.90	SS	1108	1/2 - 1 1/8
SS 8MX-29S-12 MPB	7769-9129	29	2.907	1.50	SS	MPB	1/2 - 1 3/4
SS 8MX-30S-12 1108	7769-1230	30	3.008	1.00	SS	1108	1/2 - 1 1/8
SS 8MX-30S-12 MPB	7769-9130	30	3.008	1.60	SS	MPB	1/2 - 1 13/16
SS 8MX-32S-12 1210	7769-1232	32	3.208	1.20	SS	1210	1/2 - 1 1/4
SS 8MX-32S-12 MPB	7769-9132	32	3.208	1.70	SS	MPB	1/2 - 2
SS 8MX-34S-12 1610	7769-1234	34	3.409	1.30	SS	1610	1/2 - 1 11/16
SS 8MX-34S-12 MPB	7769-9134	34	3.409	1.80	SS	MPB	1/2 - 2 1/8
SS 8MX-36S-12 1610	7769-1236	36	3.609	1.40	SS	1610	1/2 - 1 11/16
SS 8MX-38S-12 1610	7769-1238	38	3.810	1.60	SS	1610	1/2 - 1 11/16
SS 8MX-40S-12 2012	7769-1240	40	4.010	1.90	SS	2012	1/2 - 2 1/8
SS 8MX-42S-12 2012	7769-1242	42	4.211	2.30	SS	2012	1/2 - 2 1/8
SS 8MX-45S-12 2012	7769-1245	45	4.511	2.50	SS	2012	1/2 - 2 1/8
SS 8MX-48S-12 2012	7769-1248	48	4.812	2.70	SS	2012	1/2 - 2 1/8
SS 8MX-50S-12 2012	7769-1250	50	5.013	3.90	SS	2012	1/2 - 2 1/8
SS 8MX-53S-12 2012	7769-1253	53	5.314	3.70	SS	2012	1/2 - 2 1/8
SS 8MX-56S-12 2012	7769-1256	56	5.514	4.20	SS	2012	1/2 - 2 1/8
SS 8MX-60S-12 2012	7769-1260	60	6.015	4.90	SS	2012	1/2 - 2 1/8

8mm Pitch Sprockets — For Belts 21mm Wide

Part No.	Product No.	Number of Grooves	Pitch Diameter (in)	Weight (Lbs.)	Material	Bore or Bushing	Bore Range (in)
SS 8MX-28S-21 1108	7769-2128	28	2.807	2.10	SS	1108	1/2 - 1 1/8
SS 8MX-28S-21 MPB	7769-9228	28	2.807	1.80	SS	MPB	1/2 - 1 3/4
SS 8MX-29S-21 1108	7769-2129	29	2.907	2.30	SS	1108	1/2 - 1 1/8
SS 8MX-29S-21 MPB	7769-9229	29	2.907	2.00	SS	MPB	1/2 - 1 3/4
SS 8MX-30S-21 1108	7769-2130	30	3.008	2.50	SS	1108	1/2 - 1 1/8
SS 8MX-30S-21 MPB	7769-9230	30	3.008	2.20	SS	MPB	1/2 - 1 13/16
SS 8MX-32S-21 1210	7769-2132	32	3.208	3.00	SS	1210	1/2 - 1 1/4
SS 8MX-32S-21 MPB	7769-9232	32	3.208	2.50	SS	MPB	1/2 - 2
SS 8MX-34S-21 1610	7769-2134	34	3.409	1.90	SS	1610	1/2 - 1 11/16
SS 8MX-34S-21 MPB	7769-9234	34	3.409	2.70	SS	MPB	1/2 - 2
SS 8MX-36S-21 1610	7769-2136	36	3.609	2.10	SS	1610	1/2 - 1 11/16
SS 8MX-38S-21 1610	7769-2138	38	3.810	2.30	SS	1610	1/2 - 1 11/16
SS 8MX-40S-21 2012	7769-2140	40	4.010	2.30	SS	2012	1/2 - 2 1/8

Poly Chain[®] GT[®]2 Sprockets - Stainless Steel

SYNCHRONOUS METAL

Product No. Series 7769 (continued)

8mm Pitch Sprockets — For Belts 21mm Wide (continued)

Part No.	Product No.	Number of Grooves	Pitch Diameter (in)	Weight (Lbs.)	Material	Bore or Bushing	Bore Range (in)
SS 8MX-42S-21 2012	7769-2142	42	4.211	2.50	SS	2012	1/2 - 2 1/8
SS 8MX-45S-21 2012	7769-2145	45	4.511	3.00	SS	2012	1/2 - 2 1/8
SS 8MX-48S-21 2012	7769-2148	48	4.812	3.40	SS	2012	1/2 - 2 1/8
SS 8MX-50S-21 2012	7769-2150	50	5.013	3.90	SS	2012	1/2 - 2 1/8
SS 8MX-53S-21 2012	7769-2153	53	5.314	4.40	SS	2012	1/2 - 2 1/8
SS 8MX-56S-21 2012	7769-2156	56	5.614	4.80	SS	2012	1/2 - 2 1/8
SS 8MX-60S-21 2012	7769-2160	60	6.015	7.70	SS	2012	1/2 - 2 1/8

Poly Chain® GT[®]2 Sprockets - Re-Bore

Markets/Applications

Use with Poly Chain GT2, Poly Chain GT or Poly Chain GT Carbon™ Belts.

Features/Advantages

- Re-work services have turnaround time.
- Precision manufactured and static balanced.

Notes

To order, contact the Made-to-Order Metals Team at 800-709-6001 or email makemymetal@gates.com.

Rework applies only to plain bore sprockets. When ordering specify the part number and rework needed.

Rework options are as follows:

BTS = Bored to Size and includes Standard Keyway and set screws.

KWY = Keyway only.

PB = Plain Bore. No Keyway. No Set Screws.

SS = Set Screw only.

Orders must be placed through the Made-to-Order Metals team and should not be placed on PowerPro®.

Details shown which do not affect drive function or overall weight may be charged without notification.



SYNCHRONOUS METAL

Product No. Series 7896

8MX

Part No.	Product No.	Bore Range Min. (in)	Bore Range Max. (in)	Pitch Diameter (in)
8MX-22S-12 REBORE	7896-3282	1/2	1 3/16	2.206
8MX-25S-12 REBORE	7896-3307	1/2	1 1/2	2.506
8MX-28S-12 REBORE	7896-3335	1/2	1 3/4	2.807
8MX-30S-12 REBORE	7896-3480	1/2	1 13/16	3.008
8MX-32S-12 REBORE	7896-3481	1/2	2	3.206
8MX-22S-21 REBORE	7896-3482	1/2	1 3/16	2.206
8MX-25S-21 REBORE	7896-3488	1/2	1 1/2	2.506
8MX-28S-21 REBORE	7896-3489	1/2	1 3/4	2.807
8MX-30S-21 REBORE	7896-3507	1/2	1 13/16	3.008
8MX-32S-21 REBORE	7896-3522	1/2	2	3.208
8MX-22S-36 REBORE	7896-3527	1/2	1 3/16	2.206
8MX-25S-36 REBORE	7896-3528	1/2	1 1/2	2.506
8MX-28S-36 REBORE	7896-3529	1/2	1 3/4	2.807
8MX-30S-36 REBORE	7896-3600	1/2	1 13/16	3.008
8MX-32S-36 REBORE	7896-3659	1/2	2	3.208

Part No.	Product No.	Bore Range Min. (in)	Bore Range Max. (in)	Pitch Diameter (in)
8MX-34S-36 REBORE	7896-3661	1/2	2 1/8	3.409
8MX-36S-36 REBORE	7896-3666	1/2	2 5/16	3.609
8MX-38S-36 REBORE	7896-3672	1/2	2 7/16	3.810
8MX-22S-62 REBORE	7896-3708	1	1 3/16	2.206
8MX-25S-62 REBORE	7896-3801	1	1 1/2	2.506
8MX-28S-62 REBORE	7896-3802	1	1 3/4	2.807
8MX-30S-62 REBORE	7896-3838	1	1 13/16	3.008
8MX-32S-62 REBORE	7896-3842	1	2	3.208
8MX-34S-62 REBORE	7896-3896	1	2 1/8	3.409
8MX-36S-62 REBORE	7896-3902	1	2 5/16	3.609
8MX-38S-62 REBORE	7896-3903	1	2 7/16	3.812
8MX-40S-62 REBORE	7896-3920	1	2 9/16	4.010
8MX-42S-62 REBORE	7896-3965	1	2 3/4	4.211
8MX-45S-62 REBORE	7896-4034	1	2 3/4	4.511

14MX

Part No.	Product No.	Bore Range Min. (in)	Bore Range Max. (in)	Pitch Diameter (in)
14MX-28S-37 REBORE	7896-4326	1/2	2 15/16	4.912
14MX-28S-68 REBORE	7896-4327	1	2 15/16	4.912
14MX-29S-68 REBORE	7896-4328	1	3 3/16	5.088
14MX-30S-68 REBORE	7896-4329	1	3 3/16	5.263
14MX-31S-68 REBORE	7896-4352	1	3 7/16	5.439
14MX-32S-68 REBORE	7896-4483	1	3 7/16	5.614
14MX-33S-68 REBORE	7896-4500	1	3 1/2	5.790
14MX-34S-68 REBORE	7896-4504	1	3 1/2	5.965
14MX-28S-90 REBORE	7896-4505	1 1/2	2 15/16	4.912
14MX-29S-90 REBORE	7896-4540	1 1/2	3 3/16	5.088
14MX-30S-90 REBORE	7896-4541	1 1/2	3 3/16	5.263
14MX-31S-90 REBORE	7896-4543	1 1/2	3 7/16	5.439
14MX-32S-90 REBORE	7896-4552	1 1/2	3 7/16	5.614
14MX-33S-90 REBORE	7896-4560	1 1/2	3 1/2	5.790
14MX-34S-90 REBORE	7896-4626	1 1/2	3 1/2	5.965
14MX-35S-90 REBORE	7896-4627	1 1/2	3 1/3	6.141
14MX-36S-90 REBORE	7896-4665	1 1/2	3 13/16	6.316
14MX-37S-90 REBORE	7896-4630	1 1/2	4 1/8	6.492
14MX-38S-90 REBORE	7896-4704	1 1/2	4 1/8	6.667

Part No.	Product No.	Bore Range Min. (in)	Bore Range Max. (in)	Pitch Diameter (in)
14MX-39S-90 REBORE	7896-4753	1 1/2	4 3/8	6.842
14MX-40S-90 REBORE	7896-4754	1 1/2	4 3/8	7.018
14MX-28S-125 REBORE	7896-4755	1 1/2	2 15/16	4.912
14MX-29S-125 REBORE	7896-4890	1 1/2	3 3/16	5.087
14MX-30S-125 REBORE	7896-4897	1 1/2	3 3/16	5.236
14MX-31S-125 REBORE	7896-4968	1 1/2	3 7/16	5.438
14MX-32S-125 REBORE	7896-5045	1 1/2	3 7/16	5.614
14MX-33S-125 REBORE	7896-5055	1 1/2	3 1/2	5.790
14MX-34S-125 REBORE	7896-5082	1 1/2	3 1/2	5.965
14MX-35S-125 REBORE	7896-5161	1 1/2	3 13/16	6.140
14MX-36S-125 REBORE	7896-5171	1 1/2	3 13/16	6.315
14MX-37S-125 REBORE	7896-5251	1 1/2	4 1/8	6.491
14MX-38S-125 REBORE	7896-5257	1 1/2	4 1/8	6.666
14MX-39S-125 REBORE	7896-5268	1 1/2	4 3/8	6.842
14MX-40S-125 REBORE	7896-5280	1 1/2	4 3/8	7.017
14MX-43S-125 REBORE	7896-5326	1 1/2	4 13/16	7.543
14MX-45S-125 REBORE	7896-5447	1 1/2	5	7.894
14MX-48S-125 REBORE	7896-5448	1 1/2	5 5/8	8.421

PowerGrip® GT®2 and Poly Chain® GT®2 - 5M Sprockets

SYNCHRONOUS METAL

Markets/Applications

Use with 5mm pitch PowerGrip® GT®3 or Poly Chain® GT® Carbon™ Belts.

Features/Advantages

- Full split in bushing allows easy installation and removal.
- Precise sprocket design produces positive, press fit to shaft.
- Smaller, narrower sprockets save shaft space, keep the load closer to bearing and extend life of reducer.
- Precision manufactured and static balanced.



Notes

Sprocket part numbers are comprised of pitch, number of grooves and width. For example; part number P52-5MGT-15 denotes 52 grooves, 5mm pitch and 15mm width.

On a sprocket, pitch is the distance between groove centers and is measured on the pitch circle of the sprocket. The pitch circle of the sprocket coincides with the pitch line of the belt mating with it. The pitch diameter of the sprocket is always greater than its outside diameter. Details shown which do not affect drive function or overall weight may be changed without notification.

Abbreviations used for sprocket materials: GI=Gray Iron, DI=Ductile Iron, SiS=Sintered Steel, ST=Steel, CI=Cast Iron.

WARNING: Do NOT use these sprockets with rim speeds in excess of 6,500 fpm.

Product No. Series 7709

5mm Pitch Sprockets — For Belts 9 and 15mm Wide

Part No.	Product No.	Number of Grooves	Pitch Diameter (in)	Weight (Lbs.)	Material	Bore or Bushing	Bore Range (in)
P18-5MGT-15-MPB	7709-3018	18	1.128	.24	ST	MPB	1/4 - 3/8
P19-5MGT-15-MPB	7709-3019	19	1.191	.28	ST	MPB	1/4 - 7/16
P20-5MGT-15-MPB	7709-3020	20	1.253	.32	ST	MPB	1/4 - 1/2
P21-5MGT-15-MPB	7709-3021	21	1.316	.36	ST	MPB	1/4 - 1/2
P22-5MGT-15-MPB	7709-3022	22	1.379	.40	ST	MPB	1/4 - 1/2
P23-5MGT-15-MPB	7709-3023	23	1.441	.44	ST	MPB	3/8 - 5/8
P24-5MGT-15-MPB	7709-3024	24	1.504	.47	ST	MPB	3/8 - 5/8
P25-5MGT-15-MPB	7709-3025	25	1.567	.55	ST	MPB	3/8 - 5/8
P26-5MGT-15-MPB	7709-3026	26	1.629	.57	ST	MPB	3/8 - 11/16
P28-5MGT-15-MPB	7709-3028	28	1.755	.67	ST	MPB	1/2 - 3/4
P30-5MGT-15-MPB	7709-3030	30	1.880	.77	ST	MPB	1/2 - 15/16
P32-5MGT-15-MPB	7709-3032	32	2.005	.88	ST	MPB	1/2 - 15/16
P34-5MGT-15-MPB	7709-3034	34	2.130	.95	ST	MPB	1/2 - 1
P36-5MGT-15	7709-1036	36	2.256	.50	ST	1108	1/2 - 1 1/8
P36-5MGT-15-MPB	7709-3036	36	2.256	1.12	ST	MPB	1/2 - 1
P38-5MGT-15	7709-1038	38	2.381	.61	ST	1108	1/2 - 1 1/8
P38-5MGT-15-MPB	7709-3038	38	2.381	1.35	ST	MPB	1/2 - 1 1/4
P40-5MGT-15	7709-1040	40	2.506	.72	ST	1108	1/2 - 1 1/8
P40-5MGT-15-MPB	7709-3040	40	2.506	1.54	ST	MPB	1/2 - 1 5/16
P44-5MGT-15	7709-1044	44	2.757	.95	ST	1108	1/2 - 1 1/8
P45-5MGT-15-MPB	7709-3045	45	2.820	2.00	ST	MPB	1/2 - 1 1/2
P48-5MGT-15	7709-1048	48	3.007	.97	ST	1210	1/2 - 1 1/4
P50-5MGT-15-MPB	7709-3050	50	3.113	2.30	ST	MPB	1/2 - 1 3/4
P52-5MGT-15	7709-1052	52	3.258	1.17	DI	1210	1/2 - 1 1/4
P56-5MGT-15	7709-1056	56	3.509	1.37	DI	1610	1/2 - 1 11/16
P60-5MGT-15	7709-1060	60	3.760	1.68	DI	1610	1/2 - 1 11/16
P64-5MGT-15	7709-1064	64	4.010	2.17	DI	1610	1/2 - 1 11/16
P68-5MGT-15	7709-1068	68	4.261	2.10	DI	1610	1/2 - 1 11/16
P72-5MGT-15	7709-1072	72	4.511	2.72	DI	1610	1/2 - 1 11/16
P80-5MGT-15	7709-1080	80	5.013	3.15	DI	1610	1/2 - 1 11/16
P90-5MGT-15	7709-1090	90	5.639	4.17	DI	1610	1/2 - 1 11/16
P112-5MGT-15	7709-1112	112	7.018	5.16	DI	2012	1/2 - 2 1/8

PowerGrip® GT®2 and Poly Chain® GT®2 - 5M Sprockets

Product No. Series 7709 (continued)
5mm Pitch Sprockets — For Belts 25mm Wide

Part No.	Product No.	Number of Grooves	Pitch Diameter (in)	Weight (Lbs.)	Material	Bore or Bushing	Bore Range (in)
P18-5MGT-25-MPB	7709-5018	18	1.128	.39	ST	MPB	1/4 - 3/8
P19-5MGT-25-MPB	7709-5019	19	1.191	.43	ST	MPB	1/4 - 7/16
P20-5MGT-25-MPB	7709-5020	20	1.253	.47	ST	MPB	1/4 - 1/2
P21-5MGT-25-MPB	7709-5021	21	1.316	.51	ST	MPB	1/4 - 1/2
P22-5MGT-25-MPB	7709-5022	22	1.379	.55	ST	MPB	1/4 - 1/2
P23-5MGT-25-MPB	7709-5023	23	1.441	.59	ST	MPB	3/8 - 5/8
P24-5MGT-25-MPB	7709-5024	24	1.504	.64	ST	MPB	3/8 - 5/8
P25-5MGT-25-MPB	7709-5025	25	1.566	.70	ST	MPB	3/8 - 5/8
P26-5MGT-25-MPB	7709-5026	26	1.629	.76	ST	MPB	3/8 - 11/16
P28-5MGT-25-MPB	7709-5028	28	1.754	.88	ST	MPB	1/2 - 15/16
P30-5MGT-25-MPB	7709-5030	30	1.880	1.00	ST	MPB	1/2 - 15/16
P32-5MGT-25-MPB	7709-5032	32	2.005	1.16	ST	MPB	1/2 - 15/16
P34-5MGT-25-MPB	7709-5034	34	2.130	1.32	ST	MPB	1/2 - 1
P36-5MGT-25	7709-2036	36	2.256	.72	ST	1108	1/2 - 1 1/8
P36-5MGT-25-MPB	7709-5036	36	2.256	1.49	ST	MPB	1/2 - 1
P38-5MGT-25	7709-2038	38	2.381	.80	ST	1108	1/2 - 1 1/8
P38-5MGT-25-MPB	7709-5038	38	2.381	.79	ST	MPB	1/2 - 1 1/4
P40-5MGT-25	7709-2040	40	2.506	1.08	ST	1108	1/2 - 1 1/8
P40-5MGT-25-MPB	7709-5040	40	2.506	2.10	ST	MPB	1/2 - 1 5/16
P44-5MGT-25	7709-2044	44	2.757	1.20	ST	1108	1/2 - 1 1/8
P45-5MGT-25-MPB	7709-5045	45	2.820	2.65	ST	MPB	1/2 - 1 1/2
P48-5MGT-25	7709-2048	48	3.008	1.40	ST	1210	1/2 - 1 1/4
P50-5MGT-25-MPB	7709-5050	50	3.133	3.00	ST	MPB	1/2 - 1 3/4
P52-5MGT-25	7709-2052	52	3.258	1.43	DI	1210	1/2 - 1 1/4
P56-5MGT-25	7709-2056	56	3.509	1.64	DI	1610	1/2 - 1 11/16
P60-5MGT-25	7709-2060	60	3.760	1.83	DI	1610	1/2 - 1 11/16
P64-5MGT-25	7709-2064	64	4.010	2.16	DI	1610	1/2 - 1 11/16
P68-5MGT-25	7709-2068	68	4.261	2.46	DI	2012	1/2 - 2 1/8
P72-5MGT-25	7709-2072	72	4.511	2.84	DI	2012	1/2 - 2 1/8
P80-5MGT-25	7709-2080	80	5.013	3.61	DI	2012	1/2 - 2 1/8
P90-5MGT-25	7709-2090	90	5.639	4.69	DI	2012	1/2 - 2 1/8
P112-5MGT-25	7709-2112	112	7.018	6.02	DI	2012	1/2 - 2 1/8

PowerGrip® GT®2 Sprockets - 5MGT

Markets/Applications

Use with 5MGT PowerGrip® GT®3 belts specifically designed for:
3D Printers, DC Stepper/Servo Applications, Medical Diagnostic Equipment,
Automated Teller Machines, Robotics Equipment, Vending Equipment,
Vacuum Cleaners, Food and Beverage Equipment, Electronics.

Features/Advantages

- Precise registration and increased load-carrying capacity.
- Smaller, narrower sprockets save shaft space.
- Precision manufactured and static balanced to eliminate sprocket wobble.

Notes

5MGT sprockets are available in minimum plain bore (MPB).

Sprocket part numbers are comprised of pitch, number of grooves and width. For example; part number 5MGT-32S-09AL denotes 5mm pitch, 32 grooves, "S" for sprocket, 9mm width and "AL" is aluminum.

On a sprocket, pitch is the distance between groove centers and is measured on the pitch circle of the sprocket. The pitch circle of the sprocket coincides with the pitch line of the belt mating with it. The pitch diameter of the sprocket is always greater than its outside diameter.

Details shown which do not affect drive function or overall weight may be changed without notification.

Abbreviations used for sprocket material: AL=Aluminum.



Product No. Series 7845

2mm Pitch Sprockets - Aluminum — For Belts 9mm Wide

Part No.	Product No.	Number of Grooves	Pitch Diameter (in)	Bore Range Min. (in)	Bore Range Max. (in)	Material	Weight (Lbs.)
P12-5MGT-09AL	7845-0912	12	.752	.250	.250	AL	.02
P13-5MGT-09AL	7845-0913	13	.815	.250	.250	AL	.02
P14-5MGT-09AL	7845-0914	14	.877	.250	.250	AL	.03
P15-5MGT-09AL	7845-0915	15	.940	.250	.250	AL	.03
P16-5MGT-09AL	7845-0916	16	1.003	.250	.313	AL	.04
P17-5MGT-09AL	7845-0917	17	1.065	.250	.313	AL	.04
P18-5MGT-09AL	7845-0918	18	1.128	.250	.375	AL	.05
P19-5MGT-09AL	7845-0919	19	1.191	.250	.437	AL	.06
P20-5MGT-09AL	7845-0920	20	1.253	.250	.500	AL	.06
P22-5MGT-09AL	7845-0922	22	1.379	.250	.625	AL	.08
P24-5MGT-09AL	7845-0924	24	1.504	.250	.687	AL	.10
P25-5MGT-09AL	7845-0925	25	1.566	.250	.687	AL	.11
P26-5MGT-09AL	7845-0926	26	1.629	.250	.750	AL	.12
P28-5MGT-09AL	7845-0928	28	1.754	.250	.875	AL	.14
P30-5MGT-09AL	7845-0930	30	1.880	.250	.875	AL	.16
P32-5MGT-09AL	7845-0932	32	2.005	.250	.937	AL	.18
P34-5MGT-09AL	7845-0934	34	2.130	.250	1.062	AL	.21
P36-5MGT-09AL	7845-0936	36	2.256	.313	1.062	AL	.25
P38-5MGT-09AL	7845-0938	38	2.381	.313	1.187	AL	.28
P40-5MGT-09AL	7845-0940	40	2.506	.313	1.187	AL	.30
P44-5MGT-09AL	7845-0944	44	2.757	.313	1.187	AL	.35
P48-5MGT-09AL	7845-0948	48	3.008	.375	1.187	AL	.40
P50-5MGT-09AL	7845-0950	50	3.133	.375	1.187	AL	.43
P56-5MGT-09AL	7845-0956	56	3.509	.375	1.187	AL	.54
P60-5MGT-09AL	7845-0960	60	3.760	.375	1.187	AL	.62
P62-5MGT-09AL	7845-0962	62	3.885	.375	1.187	AL	.64
P70-5MGT-09AL	7845-0970	70	4.386	.375	1.187	AL	.80
P72-5MGT-09AL	7845-0972	72	4.511	.375	1.187	AL	.84

2mm Pitch Sprockets - Aluminum — For Belts 15mm Wide

Part No.	Product No.	Number of Grooves	Pitch Diameter (in)	Bore Range Min. (in)	Bore Range Max. (in)	Material	Weight (Lbs.)
P12-5MGT-15AL	7845-1512	12	.752	.250	.250	AL	.02
P13-5MGT-15AL	7845-1513	13	.815	.250	.250	AL	.03

PowerGrip® GT®2 Sprockets - 5MGT

Product No. Series 7845 (continued)
2mm Pitch Sprockets - Aluminum — For Belts 15mm Wide (continued)

Part No.	Product No.	Number of Grooves	Pitch Diameter (in)	Bore Range Min. (in)	Bore Range Max. (in)	Material	Weight (Lbs.)
P14-5MGT-15AL	7845-1514	14	.877	.250	.250	AL	.04
P15-5MGT-15AL	7845-1515	15	.940	.250	.250	AL	.04
P16-5MGT-15AL	7845-1516	16	1.003	.250	.313	AL	.05
P17-5MGT-15AL	7845-1517	17	1.065	.250	.313	AL	.06
P18-5MGT-15AL	7845-1518	18	1.128	.250	.375	AL	.07
P19-5MGT-15AL	7845-1519	19	1.191	.250	.437	AL	.08
P20-5MGT-15AL	7845-1520	20	1.253	.250	.500	AL	.08
P22-5MGT-15AL	7845-1522	22	1.379	.250	.625	AL	.11
P24-5MGT-15AL	7845-1524	24	1.504	.250	.687	AL	.13
P25-5MGT-15AL	7845-1525	25	1.566	.250	.687	AL	.14
P26-5MGT-15AL	7845-1526	26	1.629	.250	.750	AL	.16
P28-5MGT-15AL	7845-1528	28	1.754	.250	.875	AL	.18
P30-5MGT-15AL	7845-1530	30	1.880	.250	.875	AL	.21
P32-5MGT-15AL	7845-1532	32	2.005	.250	.937	AL	.24
P34-5MGT-15AL	7845-1534	34	2.130	.250	1.062	AL	.28
P36-5MGT-15AL	7845-1536	36	2.256	.313	1.062	AL	.33
P38-5MGT-15AL	7845-1538	38	2.381	.313	1.187	AL	.36
P40-5MGT-15AL	7845-1540	40	2.506	.313	1.187	AL	.40
P44-5MGT-15AL	7845-1544	44	2.757	.313	1.187	AL	.47
P48-5MGT-15AL	7845-1548	48	3.008	.375	1.187	AL	.58
P50-5MGT-15AL	7845-1550	50	3.133	.375	1.187	AL	.62
P56-5MGT-15AL	7845-1556	56	3.509	.375	1.187	AL	.74
P60-5MGT-15AL	7845-1560	60	3.760	.375	1.187	AL	.84
P62-5MGT-15AL	7845-1562	62	3.885	.375	1.187	AL	.91
P70-5MGT-15AL	7845-1570	70	4.386	.375	1.187	AL	1.14
P72-5MGT-15AL	7845-1572	72	4.511	.375	1.187	AL	1.21

PowerGrip® GT®2 Sprockets - 8M and 14M

Markets/Applications

Use with PowerGrip® GT®3 and PowerGrip® GT®2 Belts.

Features/Advantages

- Full split in bushing allows easy installation and removal.
- Precise sprocket design produces positive, press fit to shaft.
- Smaller, narrower sprockets save shaft space, keep the load closer to bearing and extend life of reducer.
- Precision manufactured and static balanced.

Notes

Sprockets with 90 or more grooves do not have flanges.

Sprocket part numbers are comprised of pitch, number of grooves and width.

For example; part number P27-8MGT-30 denotes 27 grooves, 8mm pitch and 30mm width.

On a sprocket, pitch is the distance between groove centers and is measured on the pitch circle of the sprocket. The pitch circle of the sprocket coincides with the pitch line of the belt mating with it. The pitch diameter of the sprocket is always greater than its outside diameter. Details shown which do not affect drive function or overall weight may be changed without notification.

Abbreviations used for sprocket materials: GI=Gray Iron, DI=Ductile Iron, SIS=Sintered Steel, ST=Steel, CI=Cast Iron.

WARNING: Do NOT use these sprockets with rim speeds in excess of 6,500 fpm.



Product No. Series 7708

8mm Pitch Sprockets — For Belts 12mm Wide

Part No.	Product No.	Number of Grooves	Pitch Diameter (in)	Weight (Lbs.)	Material	Bore or Bushing	Bore Range (in)
P22-8MGT-12	7708-1222	22	2.206	.55	ST	1008	1/2 - 1
P23-8MGT-12	7708-1223	23	2.306	.44	ST	1008	1/2 - 1
P24-8MGT-12	7708-1224	24	2.406	.70	ST	1008	1/2 - 1
P25-8MGT-12	7708-1225	25	2.507	.70	ST	1108	1/2 - 1 1/8
P26-8MGT-12	7708-1226	26	2.607	.80	ST	1108	1/2 - 1 1/8
P27-8MGT-12	7708-1227	27	2.707	.80	ST	1108	1/2 - 1 1/8
P28-8MGT-12	7708-1228	28	2.807	1.00	ST	1108	1/2 - 1 1/8
P29-8MGT-12	7708-1229	29	2.908	1.00	ST	1210	1/2 - 1 1/4
P30-8MGT-12	7708-1230	30	3.008	1.00	ST	1210	1/2 - 1 1/4
P31-8MGT-12	7708-1231	31	3.108	1.30	ST	1210	1/2 - 1 1/4
P32-8MGT-12	7708-1232	32	3.208	1.20	DI	1210	1/2 - 1 1/4
P33-8MGT-12	7708-1233	33	3.309	1.30	DI	1210	1/2 - 1 1/4
P34-8MGT-12	7708-1234	34	3.409	1.60	DI	1210	1/2 - 1 1/4
P35-8MGT-12	7708-1235	35	3.509	1.30	DI	1210	1/2 - 1 1/4
P36-8MGT-12	7708-1236	36	3.609	1.90	DI	1210	1/2 - 1 1/4
P37-8MGT-12	7708-1237	37	3.710	2.00	DI	1210	1/2 - 1 1/4
P38-8MGT-12	7708-1238	38	3.810	2.20	DI	1210	1/2 - 1 1/4
P40-8MGT-12	7708-1240	40	4.010	2.40	DI	1210	1/2 - 1 1/4
P44-8MGT-12	7708-1244	44	4.411	2.50	DI	1610	1/2 - 1 11/16
P48-8MGT-12	7708-1248	48	4.812	3.40	DI	1610	1/2 - 1 11/16
P56-8MGT-12	7708-1256	56	5.614	4.80	DI	1610	1/2 - 1 11/16
P60-8MGT-12	7708-1260	60	5.961	5.60	DI	1610	1/2 - 1 11/16
P64-8MGT-12	7708-1264	64	6.416	4.20	DI	1610	1/2 - 1 11/16
P72-8MGT-12	7708-1272	72	7.218	6.55	DI	1610	1/2 - 1 11/16
P80-8MGT-12	7708-1280	80	8.020	5.80	DI	1610	1/2 - 1 11/16
P90-8MGT-12	7708-1290	90	9.023	9.45	DI	1610	1/2 - 1 11/16

8mm Pitch Sprockets — For Belts 20mm Wide

Part No.	Product No.	Number of Grooves	Pitch Diameter (in)	Weight (Lbs.)	Material	Bore or Bushing	Bore Range (in)
P22-8MGT-20	7708-2022	22	2.206	.53	ST	1108	1/2 - 1 1/8
P24-8MGT-20	7708-2024	24	2.406	.80	ST	1108	1/2 - 1 1/8
P25-8MGT-20	7708-2025	25	2.507	.90	ST	1108	1/2 - 1 1/8
P26-8MGT-20	7708-2026	26	2.607	1.00	ST	1108	1/2 - 1 1/8

PowerGrip® GT®2 Sprockets - 8M and 14M

SYNCHRONOUS METAL

Product No. Series 7708 (continued)
8mm Pitch Sprockets — For Belts 20mm Wide (continued)

Part No.	Product No.	Number of Grooves	Pitch Diameter (in)	Weight (Lbs.)	Material	Bore or Bushing	Bore Range (in)
P27-8MGT-20	7708-2027	27	2.707	1.10	ST	1108	1/2 - 1 1/8
P28-8MGT-20	7708-2028	28	2.807	1.20	ST	1108	1/2 - 1 1/8
P29-8MGT-20	7708-2029	29	2.908	1.30	ST	1108	1/2 - 1 1/8
P30-8MGT-20	7708-2030	30	3.008	1.20	ST	1210	1/2 - 1 1/4
P31-8MGT-20	7708-2031	31	3.108	1.30	ST	1210	1/2 - 1 1/4
P32-8MGT-20	7708-2032	32	3.208	1.40	DI	1210	1/2 - 1 1/4
P33-8MGT-20	7708-2033	33	3.309	1.40	DI	1210	1/2 - 1 1/4
P34-8MGT-20	7708-2034	34	3.409	2.74	DI	1610	1/2 - 1 11/16
P35-8MGT-20	7708-2035	35	3.509	1.40	DI	1610	1/2 - 1 11/16
P36-8MGT-20	7708-2036	36	3.609	1.60	DI	1610	1/2 - 1 11/16
P37-8MGT-20	7708-2037	37	3.710	1.70	DI	1610	1/2 - 1 11/16
P38-8MGT-20	7708-2038	38	3.810	1.90	DI	1610	1/2 - 1 11/16
P39-8MGT-20	7708-2039	39	3.909	2.00	DI	1610	1/2 - 1 11/16
P40-8MGT-20	7708-2040	40	4.010	2.52	DI	1610	1/2 - 1 11/16
P42-8MGT-20	7708-2042	42	4.211	2.40	DI	1610	1/2 - 1 11/16
P44-8MGT-20	7708-2044	44	4.411	2.84	DI	2012	1/2 - 2 1/8
P46-8MGT-20	7708-2046	46	4.612	3.20	DI	2012	1/2 - 2 1/8
P48-8MGT-20	7708-2048	48	4.812	3.70	DI	2012	1/2 - 2 1/8
P50-8MGT-20	7708-2050	50	5.013	4.20	DI	2012	1/2 - 2 1/8
P53-8MGT-20	7708-2053	53	5.313	5.00	DI	2012	1/2 - 2 1/8
P56-8MGT-20	7708-2056	56	5.614	5.80	DI	2012	1/2 - 2 1/8
P64-8MGT-20	7708-2064	64	6.416	4.20	DI	2012	1/2 - 2 1/8
P72-8MGT-20	7708-2072	72	7.218	6.20	DI	2012	1/2 - 2 1/8
P80-8MGT-20	7708-2080	80	8.020	7.50	DI	2517	1/2 - 2 11/16
P90-8MGT-20	7708-2090	90	9.023	11.00	DI	2517	1/2 - 2 11/16
P112-8MGT-20	7708-2112	112	11.229	15.70	GI	2517	1/2 - 2 11/16
P144-8MGT-20	7708-2144	144	14.437	25.50	GI	2517	1/2 - 2 11/16
P192-8MGT-20	7708-2192	192	19.249	35.00	GI	3020	7/8 - 3 1/4

8mm Pitch Sprockets — For Belts 30mm Wide

Part No.	Product No.	Number of Grooves	Pitch Diameter (in)	Weight (Lbs.)	Material	Bore or Bushing	Bore Range (in)
P22-8MGT-30	7708-3022	22	2.206	.70	ST	1108	1/2 - 1 1/8
P24-8MGT-30	7708-3024	24	2.406	.90	ST	1108	1/2 - 1 1/8
P25-8MGT-30	7708-3025	25	2.507	1.10	ST	1108	1/2 - 1 1/8
P26-8MGT-30	7708-3026	26	2.607	1.30	ST	1108	1/2 - 1 1/8
P27-8MGT-30	7708-3027	27	2.707	1.40	ST	1108	1/2 - 1 1/8
P28-8MGT-30	7708-3028	28	2.807	1.60	ST	1108	1/2 - 1 1/8
P29-8MGT-30	7708-3029	29	2.908	1.55	ST	1108	1/2 - 1 1/8
P30-8MGT-30	7708-3030	30	3.008	1.50	ST	1210	1/2 - 1 1/4
P31-8MGT-30	7708-3031	31	3.108	1.65	ST	1210	1/2 - 1 1/4
P32-8MGT-30	7708-3032	32	3.208	1.76	DI	1210	1/2 - 1 1/4
P33-8MGT-30	7708-3033	33	3.309	1.75	DI	1210	1/2 - 1 1/4
P34-8MGT-30	7708-3034	34	3.409	1.81	DI	1610	1/2 - 1 11/16
P35-8MGT-30	7708-3035	35	3.509	2.00	DI	1610	1/2 - 1 11/16
P36-8MGT-30	7708-3036	36	3.609	2.24	DI	1610	1/2 - 1 11/16
P37-8MGT-30	7708-3037	37	3.710	2.30	DI	1610	1/2 - 1 11/16
P38-8MGT-30	7708-3038	38	3.810	2.56	DI	1610	1/2 - 1 11/16
P39-8MGT-30	7708-3039	39	3.910	2.50	DI	1610	1/2 - 1 11/16
P40-8MGT-30	7708-3040	40	4.010	2.35	DI	2012	1/2 - 2 1/8
P42-8MGT-30	7708-3042	42	4.211	3.00	DI	2012	1/2 - 2 1/8
P44-8MGT-30	7708-3044	44	4.411	3.20	DI	2012	1/2 - 2 1/8
P46-8MGT-30	7708-3046	46	4.612	3.90	DI	2012	1/2 - 2 1/8
P48-8MGT-30	7708-3048	48	4.812	4.34	DI	2012	1/2 - 2 1/8
P50-8MGT-30	7708-3050	50	5.013	5.00	DI	2012	1/2 - 2 1/8
P53-8MGT-30	7708-3053	53	5.314	6.20	DI	2012	1/2 - 2 1/8
P56-8MGT-30	7708-3056	56	5.614	6.67	DI	2012	1/2 - 2 1/8

PowerGrip® GT®2 Sprockets - 8M and 14M

SYNCHRONOUS METAL

Product No. Series 7708 (continued)

8mm Pitch Sprockets — For Belts 30mm Wide (continued)

Part No.	Product No.	Number of Grooves	Pitch Diameter (in)	Weight (Lbs.)	Material	Bore or Bushing	Bore Range (in)
P64-8MGT-30	7708-3064	64	6.416	9.54	DI	2517	1/2 - 2 11/16
P72-8MGT-30	7708-3072	72	7.218	12.76	DI	2517	1/2 - 2 11/16
P80-8MGT-30	7708-3080	80	8.020	16.57	DI	2517	1/2 - 2 11/16
P90-8MGT-30	7708-3090	90	9.023	16.81	DI	2517	1/2 - 2 11/16
P112-8MGT-30	7708-3112	112	11.229	25.50	GI	2517	1/2 - 2 11/16
P144-8MGT-30	7708-3144	144	14.437	22.50	GI	2517	1/2 - 2 11/16
P192-8MGT-30	7708-3192	192	19.249	31.20	GI	3020	7/8 - 3 1/4

8mm Pitch Sprockets — For Belts 50mm Wide

Part No.	Product No.	Number of Grooves	Pitch Diameter (in)	Weight (Lbs.)	Material	Bore or Bushing	Bore Range (in)
P28-8MGT-50-MPB	7708-1028	28	2.807	3.90	DI	MPB	1/2 - 1 1/2
P30-8MGT-50	7708-5030	30	3.008	2.20	CI	1210	1/2 - 1 1/4
P32-8MGT-50	7708-5032	32	3.208	2.40	CI	1210	1/2 - 1 1/4
P34-8MGT-50	7708-5034	34	3.409	2.40	CI	1610	1/2 - 1 11/16
P36-8MGT-50	7708-5036	36	3.609	2.75	CI	1610	1/2 - 1 11/16
P38-8MGT-50	7708-5038	38	3.810	3.18	CI	1610	1/2 - 1 11/16
P40-8MGT-50	7708-5040	40	4.010	3.39	DI	2012	1/2 - 2 1/8
P44-8MGT-50	7708-5044	44	4.411	4.58	CI	2012	1/2 - 2 1/8
P48-8MGT-50	7708-5048	48	4.812	5.97	CI	2012	1/2 - 2 1/8
P56-8MGT-50	7708-5056	56	5.614	8.09	CI	2517	1/2 - 2 11/16
P64-8MGT-50	7708-5064	64	6.416	11.85	CI	2517	1/2 - 2 11/16
P72-8MGT-50	7708-5072	72	7.218	16.49	CI	2517	1/2 - 2 11/16
P80-8MGT-50	7708-5080	80	8.020	20.85	CI	2517	1/2 - 2 11/16
P90-8MGT-50	7708-5090	90	9.023	26.69	CI	3020	7/8 - 3 1/4
P112-8MGT-50	7708-5112	112	11.229	35.52	CI	3020	7/8 - 3 1/4
P144-8MGT-50	7708-5144	144	14.437	51.30	CI	3020	7/8 - 3 1/4
P192-8MGT-50	7708-5192	192	19.249	90.00	CI	3020	7/8 - 3 1/4

8mm Pitch Sprockets — For Belts 85mm Wide

Part No.	Product No.	Number of Grooves	Pitch Diameter (in)	Weight (Lbs.)	Material	Bore or Bushing	Bore Range (in)
P34-8MGT-85	7708-8034	34	3.409	3.85	CI	1615	1/2 - 1 11/16
P36-8MGT-85	7708-8036	36	3.609	4.31	CI	1615	1/2 - 1 11/16
P38-8MGT-85	7708-8038	38	3.810	4.90	CI	1610	1/2 - 1 11/16
P40-8MGT-85	7708-8040	40	4.010	4.56	DI	2012	1/2 - 2 1/8
P44-8MGT-85	7708-8044	44	4.411	5.96	CI	2012	1/2 - 2 1/8
P48-8MGT-85	7708-8048	48	4.812	7.64	CI	2012	1/2 - 2 1/8
P56-8MGT-85	7708-8056	56	5.614	10.77	CI	2517	1/2 - 2 11/16
P64-8MGT-85	7708-8064	64	6.416	16.91	CI	2517	1/2 - 2 11/16
P72-8MGT-85	7708-8072	72	7.218	17.67	CI	3020	7/8 - 3 1/4
P80-8MGT-85	7708-8080	80	8.020	22.25	CI	3020	7/8 - 3 1/4
P90-8MGT-85	7708-8090	90	9.023	32.76	CI	3020	7/8 - 3 1/4
P112-8MGT-85	7708-8112	112	11.229	37.84	CI	3020	7/8 - 3 1/4
P144-8MGT-85	7708-8144	144	14.437	78.00	CI	3535	1 3/16 - 3 15/16
P192-8MGT-85	7708-8192	192	19.249	110.20	CI	3535	1 3/16 - 3 15/16

PowerGrip® GT®2 Sprockets - 8M and 14M

SYNCHRONOUS METAL

Product No. Series 7711 14mm Pitch Sprockets — For Belts 40mm Wide

Part No.	Product No.	Number of Grooves	Pitch Diameter (in)	Weight (Lbs.)	Material	Bore or Bushing	Bore Range (in)
P28-14MGT-40	7711-4028	28	4.912	6.03	CI	2012	1/2 - 2 1/8
P29-14MGT-40	7711-4029	29	5.088	6.66	CI	2012	1/2 - 2 1/8
P30-14MGT-40	7711-4030	30	5.263	6.61	CI	2012	1/2 - 2 1/8
P31-14MGT-40	7711-4031	31	5.439	7.50	CI	2012	1/2 - 2 1/8
P32-14MGT-40	7711-4032	32	5.614	8.05	CI	2012	1/2 - 2 1/8
P33-14MGT-40	7711-4033	33	5.790	9.00	CI	2012	1/2 - 2 1/8
P34-14MGT-40	7711-4034	34	5.965	9.52	CI	2012	1/2 - 2 1/8
P35-14MGT-40	7711-4035	35	6.141	10.00	CI	2012	1/2 - 2 1/8
P36-14MGT-40	7711-4036	36	6.316	10.76	CI	2517	1/2 - 2 11/16
P37-14MGT-40	7711-4037	37	6.492	11.70	CI	2517	1/2 - 2 11/16
P38-14MGT-40	7711-4038	38	6.669	12.45	CI	2517	1/2 - 2 11/16
P39-14MGT-40	7711-4039	39	6.842	13.70	CI	2517	1/2 - 2 11/16
P40-14MGT-40	7711-4040	40	7.018	14.71	CI	2517	1/2 - 2 11/16
P42-14MGT-40	7711-4042	42	7.369	16.00	CI	2517	1/2 - 2 11/16
P44-14MGT-40	7711-4044	44	7.720	18.07	CI	2517	1/2 - 2 11/16
P46-14MGT-40	7711-4046	46	8.070	21.00	CI	2517	1/2 - 2 11/16
P48-14MGT-40	7711-4048	48	8.421	22.27	CI	2517	1/2 - 2 11/16
P50-14MGT-40	7711-4050	50	8.772	25.00	CI	2517	1/2 - 2 11/16
P52-14MGT-40	7711-4052	52	9.123	27.03	CI	2517	1/2 - 2 11/16
P56-14MGT-40	7711-4056	56	9.825	31.60	CI	2517	1/2 - 2 11/16
P60-14MGT-40	7711-4060	60	10.527	29.53	CI	3020	7/8 - 3 1/4
P64-14MGT-40	7711-4064	64	11.229	32.54	CI	3020	7/8 - 3 1/4
P68-14MGT-40	7711-4068	68	11.930	32.67	CI	3020	7/8 - 3 1/4
P72-14MGT-40	7711-4072	72	12.632	39.15	CI	3020	7/8 - 3 1/4
P80-14MGT-40	7711-4080	80	14.036	33.10	CI	3020	7/8 - 3 1/4
P90-14MGT-40	7711-4090	90	15.790	39.00	CI	3020	7/8 - 3 1/4
P112-14MGT-40	7711-4112	112	19.650	89.00	CI	3020	7/8 - 3 1/4
P144-14MGT-40	7711-4144	144	25.264	80.00	CI	3020	7/8 - 3 1/4
P168-14MGT-40	7711-4168	168	29.475	115.00	CI	3020	7/8 - 3 1/4
P192-14MGT-40	7711-4192	192	33.686	120.00	CI	3020	7/8 - 3 1/4

14mm Pitch Sprockets — For Belts 55mm Wide

Part No.	Product No.	Number of Grooves	Pitch Diameter (in)	Weight (Lbs.)	Material	Bore or Bushing	Bore Range (in)
P28-14MGT-55	7711-5028	28	4.912	7.38	CI	2012	1/2 - 2 1/8
P29-14MGT-55	7711-5029	29	5.088	8.17	CI	2012	1/2 - 2 1/8
P30-14MGT-55	7711-5030	30	5.263	7.25	CI	2517	1/2 - 2 11/16
P32-14MGT-55	7711-5032	32	5.614	9.09	CI	2517	1/2 - 2 11/16
P34-14MGT-55	7711-5034	34	5.965	11.11	CI	2517	1/2 - 2 11/16
P36-14MGT-55	7711-5036	36	6.316	12.36	CI	2517	1/2 - 2 11/16
P38-14MGT-55	7711-5038	38	6.669	15.31	CI	2517	1/2 - 2 11/16
P40-14MGT-55	7711-5040	40	7.018	16.66	CI	2517	1/2 - 2 11/16
P44-14MGT-55	7711-5044	44	7.720	20.72	CI	2517	1/2 - 2 11/16
P48-14MGT-55	7711-5048	48	8.421	24.21	CI	3020	7/8 - 3 1/4
P52-14MGT-55	7711-5052	52	9.123	29.26	CI	3020	7/8 - 3 1/4
P56-14MGT-55	7711-5056	56	9.825	34.87	CI	3020	7/8 - 3 1/4
P60-14MGT-55	7711-5060	60	10.527	41.55	CI	3020	7/8 - 3 1/4
P64-14MGT-55	7711-5064	64	11.229	48.04	CI	3020	7/8 - 3 1/4
P68-14MGT-55	7711-5068	68	11.930	42.91	CI	3020	7/8 - 3 1/4
P72-14MGT-55	7711-5072	72	12.632	47.51	CI	3020	7/8 - 3 1/4
P80-14MGT-55	7711-5080	80	14.036	37.91	CI	3020	7/8 - 3 1/4
P90-14MGT-55	7711-5090	90	15.790	55.00	CI	3020	7/8 - 3 1/4
P112-14MGT-55	7711-5112	112	19.650	65.00	CI	3020	7/8 - 3 1/4
P144-14MGT-55	7711-5144	144	25.264	104.00	CI	3020	7/8 - 3 1/4
P168-14MGT-55	7711-5168	168	29.475	124.00	CI	3020	7/8 - 3 1/4
P192-14MGT-55	7711-5192	192	33.686	314.60	CI	3535	1 3/16 - 3 15/16

PowerGrip® GT®2 Sprockets - 8M and 14M

SYNCHRONOUS METAL

Product No. Series 7711 (continued)

14mm Pitch Sprockets — For Belts 85mm Wide

Part No.	Product No.	Number of Grooves	Pitch Diameter (in)	Weight (Lbs.)	Material	Bore or Bushing	Bore Range (in)
P28-14MGT-85	7711-8028	28	4.912	10.13	CI	2012	1/2 - 2 1/8
P29-14MGT-85	7711-8029	29	5.088	11.42	CI	2012	1/2 - 2 1/8
P30-14MGT-85	7711-8030	30	5.263	12.00	CI	2517	1/2 - 2 11/16
P32-14MGT-85	7711-8032	32	5.614	12.36	CI	2517	1/2 - 2 11/16
P34-14MGT-85	7711-8034	34	5.965	14.99	CI	2517	1/2 - 2 11/16
P36-14MGT-85	7711-8036	36	6.316	13.57	DI	3020	7/8 - 3 1/4
P38-14MGT-85	7711-8038	38	6.669	16.61	CI	3020	7/8 - 3 1/4
P40-14MGT-85	7711-8040	40	7.018	19.94	CI	3020	7/8 - 3 1/4
P44-14MGT-85	7711-8044	44	7.720	23.09	CI	3020	7/8 - 3 1/4
P48-14MGT-85	7711-8048	48	8.421	29.80	CI	3020	7/8 - 3 1/4
P52-14MGT-85	7711-8052	52	9.123	41.98	CI	3535	1 3/16 - 3 15/16
P56-14MGT-85	7711-8056	56	9.825	51.40	CI	3535	1 3/16 - 3 15/16
P60-14MGT-85	7711-8060	60	10.527	62.40	CI	3535	1 3/16 - 3 15/16
P64-14MGT-85	7711-8064	64	11.229	72.66	CI	3535	1 3/16 - 3 15/16
P68-14MGT-85	7711-8068	68	11.930	84.56	CI	3535	1 3/16 - 3 15/16
P72-14MGT-85	7711-8072	72	12.632	98.00	CI	3535	1 3/16 - 3 15/16
P80-14MGT-85	7711-8080	80	14.036	140.00	CI	3535	1 3/16 - 3 15/16
P90-14MGT-85	7711-8090	90	15.790	182.00	CI	3535	1 3/16 - 3 15/16
P112-14MGT-85	7711-8112	112	19.650	235.20	DI	3535	1 3/16 - 3 15/16
P144-14MGT-85	7711-8144	144	25.264	316.80	CI	4040	1 7/16 - 4 7/16
P168-14MGT-85	7711-8168	168	29.475	376.80	CI	4040	1 7/16 - 4 7/16
P192-14MGT-85	7711-8192	192	33.686	437.00	CI	4040	1 7/16 - 4 7/16

14mm Pitch Sprockets — For Belts 115mm Wide

Part No.	Product No.	Number of Grooves	Pitch Diameter (in)	Weight (Lbs.)	Material	Bore or Bushing	Bore Range (in)
P28-14MGT-115-MPB	7711-1028	28	4.912	22.00	DI	MPB	1 1/4 - 2 11/16
P29-14MGT-115-MPB	7711-1029	29	5.088	23.00	DI	MPB	1 1/4 - 2 11/16
P30-14MGT-115	7711-1030	30	5.263	12.88	CI	2517	1/2 - 2 11/16
P32-14MGT-115	7711-1032	32	5.614	14.81	CI	2517	1/2 - 2 11/16
P34-14MGT-115	7711-1034	34	5.965	18.90	CI	2517	1/2 - 2 11/16
P36-14MGT-115	7711-1036	36	6.316	17.37	CI	3020	7/8 - 3 1/4
P38-14MGT-115	7711-1038	38	6.669	19.31	CI	3020	7/8 - 3 1/4
P40-14MGT-115	7711-1040	40	7.018	23.46	CI	3020	7/8 - 3 1/4
P44-14MGT-115	7711-1044	44	7.720	29.25	CI	3535	1 3/16 - 3 15/16
P48-14MGT-115	7711-1048	48	8.421	40.10	CI	3535	1 3/16 - 3 15/16
P52-14MGT-115	7711-1052	52	9.123	45.36	CI	4040	1 7/16 - 4 7/16
P56-14MGT-115	7711-1056	56	9.825	58.40	CI	4040	1 7/16 - 4 7/16
P60-14MGT-115	7711-1060	60	10.527	73.00	CI	4040	1 7/16 - 4 7/16
P64-14MGT-115	7711-1064	64	11.229	81.00	CI	4545	1 15/16 - 4 15/16
P68-14MGT-115	7711-1068	68	11.930	106.00	CI	4545	1 15/16 - 4 15/16
P72-14MGT-115	7711-1072	72	12.632	112.20	CI	4545	1 15/16 - 4 15/16
P80-14MGT-115	7711-1080	80	14.036	159.00	CI	4545	1 15/16 - 4 15/16
P90-14MGT-115	7711-1090	90	15.790	132.00	CI	4545	1 15/16 - 4 15/16
P112-14MGT-115	7711-1112	112	19.650	190.00	CI	4545	1 15/16 - 4 15/16
P144-14MGT-115	7711-1144	144	25.264	166.00	CI	4545	1 15/16 - 4 15/16
P168-14MGT-115	7711-1168	168	29.475	198.00	CI	4545	1 15/16 - 4 15/16
P192-14MGT-115	7711-1192	192	33.686	437.80	CI	4545	1 15/16 - 4 15/16
P216-14MGT-115	7711-1216	216	37.896	307.00	CI	6050	4 7/16 - 6

PowerGrip® GT®2 Sprockets - 8M and 14M

SYNCHRONOUS METAL

Product No. Series 7711 (continued) 14mm Pitch Sprockets — For Belts 170mm Wide

Part No.	Product No.	Number of Grooves	Pitch Diameter (in)	Weight (Lbs.)	Material	Bore or Bushing	Bore Range (in)
P36-14MGT-170-MPB	7711-7036	36	6.316	45.00	DI	MPB	1 1/2 - 3 3/8
P38-14MGT-170-MPB	7711-7038	38	6.667	51.00	DI	MPB	1 1/2 - 3 3/8
P40-14MGT-170	7711-7040	40	7.018	57.50	CI	3535	1 3/16 - 3 15/16
P44-14MGT-170	7711-7044	44	7.720	58.00	CI	3535	1 3/16 - 3 15/16
P48-14MGT-170	7711-7048	48	8.421	45.00	CI	3535	1 3/16 - 3 15/16
P52-14MGT-170	7711-7052	52	9.123	60.00	CI	4040	1 7/16 - 4 7/16
P56-14MGT-170	7711-7056	56	9.825	65.00	CI	4040	1 7/16 - 4 7/16
P60-14MGT-170	7711-7060	60	10.527	85.00	CI	4545	1 15/16 - 4 15/16
P64-14MGT-170	7711-7064	64	11.229	91.02	CI	4545	1 15/16 - 4 15/16
P68-14MGT-170	7711-7068	68	11.930	110.00	CI	4545	1 15/16 - 4 15/16
P72-14MGT-170	7711-7072	72	12.632	115.00	CI	4545	1 15/16 - 4 15/16
P80-14MGT-170	7711-7080	80	14.036	125.00	CI	4545	1 15/16 - 4 15/16
P90-14MGT-170	7711-7090	90	15.790	145.00	CI	4545	1 15/16 - 4 15/16
P112-14MGT-170	7711-7112	112	19.650	175.00	CI	4545	1 15/16 - 4 15/16
P144-14MGT-170	7711-7144	144	25.264	240.00	CI	6050	4 7/16 - 6
P168-14MGT-170	7711-7168	168	29.475	278.00	CI	6050	4 7/16 - 6
P192-14MGT-170	7711-7192	192	33.686	322.00	CI	6050	4 7/16 - 6
P216-14MGT-170	7711-7216	216	37.896	300.00	DI	6050	4 7/16 - 6

14mm Pitch PowerGrip® GT®2 - QD® Sprockets for ACHE Applications — For Belts 40mm Wide

Part No.	Product No.	Number of Grooves	Pitch Diameter (in)	Weight (Lbs.)	Material	Bore or Bushing	Bore Range (in)
F28-14MGT-40-SK	7711-4328	28	4.912	4.30	CI	SK	1/2 - 2 1/2
F29-14MGT-40-SK	7711-4329	29	5.088	4.60	CI	SK	1/2 - 2 1/2
F30-14MGT-40-SK	7711-4330	30	5.263	5.20	CI	SK	1/2 - 2 1/2
F31-14MGT-40-SK	7711-4331	31	5.439	5.60	CI	SK	1/2 - 2 1/2
F32-14MGT-40-SK	7711-4332	32	5.614	6.40	CI	SK	1/2 - 2 1/2
F33-14MGT-40-SK	7711-4333	33	5.790	6.70	CI	SK	1/2 - 2 1/2
F34-14MGT-40-SK	7711-4334	34	5.965	7.10	CI	SK	1/2 - 2 1/2
F35-14MGT-40-SK	7711-4335	35	6.141	7.70	CI	SK	1/2 - 2 1/2
F140-14MGT-40-E	7711-4340	140	24.562	64.60	CI	E	7/8 - 3 1/2
F168-14MGT-40-E	7711-4368	168	29.475	85.30	CI	E	7/8 - 3 1/2
F180-14MGT-40-E	7711-4380	180	31.580	95.00	CI	E	7/8 - 3 1/2
F192-14MGT-40-E	7711-4392	192	33.686	109.00	CI	E	7/8 - 3 1/2
F200-14MGT-40-E	7711-4320	200	35.089	112.20	CI	E	7/8 - 3 1/2
F216-14MGT-40-E	7711-4316	216	37.895	125.00	CI	E	7/8 - 3 1/2
F224-14MGT-40-F	7711-4322	224	39.300	134.60	CI	F	1 - 3 15/16

14mm Pitch PowerGrip® GT®2 - QD® Sprockets for ACHE Applications — For Belts 55mm Wide

Part No.	Product No.	Number of Grooves	Pitch Diameter (in)	Weight (Lbs.)	Material	Bore or Bushing	Bore Range (in)
F28-14MGT-55-SK	7711-5528	28	4.912	5.00	CI	SK	1/2 - 2 1/2
F29-14MGT-55-SK	7711-5529	29	5.088	5.50	CI	SK	1/2 - 2 1/2
F30-14MGT-55-SK	7711-5530	30	5.263	6.00	CI	SK	1/2 - 2 1/2
F31-14MGT-55-SK	7711-5531	31	5.439	6.50	CI	SK	1/2 - 2 1/2
F32-14MGT-55-SK	7711-5532	32	5.614	7.10	CI	SK	1/2 - 2 1/2
F33-14MGT-55-SK	7711-5533	33	5.790	7.60	CI	SK	1/2 - 2 1/2
F34-14MGT-55-SK	7711-5534	34	5.965	8.20	CI	SK	1/2 - 2 1/2
F35-14MGT-55-SK	7711-5535	35	6.141	8.80	CI	SK	1/2 - 2 1/2
F180-14MGT-55-F	7711-5580	180	31.580	119.20	CI	F	1 - 3 15/16
F192-14MGT-55-3020 FF	7711-0040	192	33.686	140.00	CI	3020	7/8 - 3 1/4
F200-14MGT-55-F	7711-5520	200	35.089	141.60	CI	F	1 - 3 15/16
F224-14MGT-55-F	7711-5522	224	39.300	170.80	CI	F	1 - 3 15/16
P216-14MGT-55	7711-0050	216	37.893	150.00	CI	3020	7/8 - 3 1/4

PowerGrip® GT®2 Sprockets - 2MR and 3MR

Markets/Applications

Use with 2MGT and 3MGT PowerGrip® GT®3 belts.

Features/Advantages

- Precise sprocket design produces positive, press fit to shaft.
- Smaller, narrower sprockets save shaft space.
- Precision manufactured and static balanced to eliminate sprocket wobble.

Notes

2MR and 3MR sprockets are available in minimum plain bore (MPB).

Sprocket part numbers are comprised of pitch, number of grooves and width. For example; part number 2MR-32S-06 denotes 2mm pitch, 32 grooves, "S" for sprocket and 6mm width.

On a sprocket, pitch is the distance between groove centers and is measured on the pitch circle of the sprocket. The pitch circle of the sprocket coincides with the pitch line of the belt mating with it. The pitch diameter of the sprocket is always greater than its outside diameter.

Details shown which do not affect drive function or overall weight may be changed without notification.

Abbreviations used for sprocket material: AL=Aluminum.



Product No. Series 7842

2MR Pitch Sprockets - Aluminum - MPB Type — For Belts 4 and 6mm Wide

Part No.	Product No.	Number of Grooves	Pitch Diameter (in)	Weight (Lbs.)	Material	Bore or Bushing	Bore Range (in)
2MR-12S-06	7842-6001	12	.301	.01	AL	MPB	1/8 - 1/8
2MR-13S-06	7842-6002	13	.326	.01	AL	MPB	1/8 - 1/8
2MR-14S-06	7842-6003	14	.351	.01	AL	MPB	1/8 - 1/8
2MR-15S-06	7842-6004	15	.376	.01	AL	MPB	3/16 - 3/16
2MR-16S-06	7842-6005	16	.401	.01	AL	MPB	3/16 - 3/16
2MR-17S-06	7842-6006	17	.426	.01	AL	MPB	3/16 - 3/16
2MR-18S-06	7842-6007	18	.451	.01	AL	MPB	3/16 - 3/16
2MR-19S-06	7842-6008	19	.476	.01	AL	MPB	3/16 - 3/16
2MR-20S-06	7842-6009	20	.501	.01	AL	MPB	3/16 - 3/16
2MR-21S-06	7842-6010	21	.526	.01	AL	MPB	3/16 - 3/16
2MR-22S-06	7842-6011	22	.551	.01	AL	MPB	3/16 - 3/16
2MR-24S-06	7842-6012	24	.602	.01	AL	MPB	1/4 - 1/4
2MR-25S-06	7842-6051	25	.627	.01	AL	MPB	1/4 - 1/4
2MR-26S-06	7842-6013	26	.652	.01	AL	MPB	1/4 - 1/4
2MR-28S-06	7842-6014	28	.702	.01	AL	MPB	1/4 - 1/4
2MR-30S-06	7842-6015	30	.752	.02	AL	MPB	1/4 - 5/16
2MR-32S-06	7842-6016	32	.802	.02	AL	MPB	1/4 - 3/8
2MR-36S-06	7842-6017	36	.902	.03	AL	MPB	1/4 - 7/16
2MR-40S-06	7842-6018	40	1.003	.04	AL	MPB	1/4 - 1/2
2MR-42S-06	7842-6052	42	1.053	.05	AL	MPB	1/4 - 5/8
2MR-44S-06	7842-6053	44	1.103	.05	AL	MPB	1/4 - 11/16
2MR-45S-06	7842-6019	45	1.128	.06	AL	MPB	1/4 - 11/16
2MR-48S-06	7842-6054	48	1.203	.07	AL	MPB	1/4 - 11/16
2MR-50S-06	7842-6020	50	1.253	.07	AL	MPB	1/4 - 11/16
2MR-56S-06	7842-6021	56	1.404	.08	AL	MPB	1/4 - 13/16
2MR-60S-06	7842-6055	60	1.504	.10	AL	MPB	1/4 - 7/8
2MR-62S-06	7842-6022	62	1.554	.10	AL	MPB	1/4 - 15/16
2MR-68S-06	7842-6023	68	1.704	.12	AL	MPB	1/4 - 15/16
2MR-72S-06	7842-6056	72	1.805	.13	AL	MPB	1/4 - 15/16
2MR-74S-06	7842-6024	74	1.855	.13	AL	MPB	1/4 - 1
2MR-80S-06	7842-6025	80	2.005	.17	AL	MPB	5/16 - 1 1/4
2MR-90S-06	7842-6057	90	2.256	.20	AL	MPB	5/16 - 1 1/4
2MR-100S-06	7842-6058	100	2.506	.24	AL	MPB	5/16 - 1 1/4
2MR-120S-06	7842-6059	120	3.008	.30	AL	MPB	3/8 - 1 1/4

PowerGrip® GT®2 Sprockets - 2MR and 3MR

SYNCHRONOUS METAL

Product No. Series 7842 (continued)
2MR Pitch Sprockets - Aluminum - MPB Type — For Belts 9mm Wide

Part No.	Product No.	Number of Grooves	Pitch Diameter (in)	Weight (Lbs.)	Material	Bore or Bushing	Bore Range (in)
2MR-12S-09	7842-6026	12	.301	.01	AL	MPB	1/8 - 1/8
2MR-13S-09	7842-6027	13	.326	.01	AL	MPB	1/8 - 1/8
2MR-14S-09	7842-6028	14	.351	.01	AL	MPB	1/8 - 1/8
2MR-15S-09	7842-6029	15	.376	.01	AL	MPB	3/16 - 3/16
2MR-16S-09	7842-6030	16	.401	.01	AL	MPB	3/16 - 3/16
2MR-17S-09	7842-6031	17	.426	.01	AL	MPB	3/16 - 3/16
2MR-18S-09	7842-6032	18	.451	.01	AL	MPB	3/16 - 3/16
2MR-19S-09	7842-6033	19	.476	.01	AL	MPB	3/16 - 3/16
2MR-20S-09	7842-6034	20	.501	.01	AL	MPB	3/16 - 3/16
2MR-21S-09	7842-6035	21	.526	.01	AL	MPB	3/16 - 3/16
2MR-22S-09	7842-6036	22	.551	.02	AL	MPB	3/16 - 3/16
2MR-24S-09	7842-6037	24	.602	.01	AL	MPB	1/4 - 1/4
2MR-25S-09	7842-6060	25	.627	.02	AL	MPB	1/4 - 1/4
2MR-26S-09	7842-6038	26	.652	.02	AL	MPB	1/4 - 1/4
2MR-28S-09	7842-6039	28	.702	.02	AL	MPB	1/4 - 1/4
2MR-30S-09	7842-6040	30	.752	.02	AL	MPB	1/4 - 5/16
2MR-32S-09	7842-6041	32	.802	.03	AL	MPB	1/4 - 3/8
2MR-36S-09	7842-6042	36	.902	.04	AL	MPB	1/4 - 7/16
2MR-40S-09	7842-6043	40	1.003	.05	AL	MPB	1/4 - 1/2
2MR-42S-09	7842-6061	42	1.053	.06	AL	MPB	1/4 - 5/8
2MR-44S-09	7842-6062	44	1.103	.06	AL	MPB	1/4 - 11/16
2MR-45S-09	7842-6044	45	1.128	.07	AL	MPB	1/4 - 11/16
2MR-48S-09	7842-6063	48	1.203	.08	AL	MPB	1/4 - 11/16
2MR-50S-09	7842-6045	50	1.253	.08	AL	MPB	1/4 - 11/16
2MR-56S-09	7842-6046	56	1.404	.10	AL	MPB	1/4 - 13/16
2MR-60S-09	7842-6064	60	1.504	.12	AL	MPB	1/4 - 7/8
2MR-62S-09	7842-6047	62	1.554	.12	AL	MPB	1/4 - 15/16
2MR-68S-09	7842-6048	68	1.704	.14	AL	MPB	1/4 - 15/16
2MR-72S-09	7842-6065	72	1.805	.16	AL	MPB	1/4 - 15/16
2MR-74S-09	7842-6049	74	1.855	.17	AL	MPB	1/4 - 1
2MR-80S-09	7842-6050	80	2.005	.21	AL	MPB	5/16 - 1 1/4
2MR-90S-09	7842-6066	90	2.256	.25	AL	MPB	5/16 - 1 1/4
2MR-100S-09	7842-6067	100	2.506	.29	AL	MPB	5/16 - 1 1/4
2MR-120S-09	7842-6068	120	3.008	.31	AL	MPB	3/8 - 1 1/4

Product No. Series 7843
3MR Pitch Sprockets - Aluminum - MPB Type — For Belts 6mm Wide

Part No.	Product No.	Number of Grooves	Pitch Diameter (in)	Weight (Lbs.)	Material	Bore or Bushing	Bore Range (in)
3MR-16S-06	7843-6047	16	.602	.01	AL	MPB	3/16 - 1/4
3MR-17S-06	7843-6048	17	.639	.01	AL	MPB	3/16 - 1/4
3MR-18S-06	7843-6049	18	.677	.01	AL	MPB	1/4 - 1/4
3MR-19S-06	7843-6050	19	.714	.02	AL	MPB	1/4 - 1/4
3MR-20S-06	7843-6051	20	.752	.02	AL	MPB	1/4 - 1/4
3MR-21S-06	7843-6052	21	.790	.02	AL	MPB	1/4 - 1/4
3MR-22S-06	7843-6053	22	.827	.02	AL	MPB	1/4 - 5/16
3MR-24S-06	7843-6054	24	.902	.03	AL	MPB	1/4 - 3/8
3MR-25S-06	7843-6055	25	.940	.03	AL	MPB	1/4 - 3/8
3MR-26S-06	7843-6056	26	.977	.03	AL	MPB	1/4 - 3/8
3MR-28S-06	7843-6057	28	1.053	.04	AL	MPB	1/4 - 1/2
3MR-30S-06	7843-6058	30	1.128	.04	AL	MPB	1/4 - 9/16
3MR-32S-06	7843-6059	32	1.203	.04	AL	MPB	1/4 - 5/8
3MR-34S-06	7843-6060	34	1.278	.06	AL	MPB	1/4 - 11/16
3MR-36S-06	7843-6061	36	1.353	.07	AL	MPB	1/4 - 3/4
3MR-38S-06	7843-6062	38	1.429	.08	AL	MPB	1/4 - 7/8
3MR-40S-06	7843-6063	40	1.504	.08	AL	MPB	1/4 - 15/16

PowerGrip® GT®2 Sprockets - 2MR and 3MR

SYNCHRONOUS METAL

Product No. Series 7843 (continued)

3MR Pitch Sprockets - Aluminum - MPB Type — For Belts 6mm Wide (continued)

Part No.	Product No.	Number of Grooves	Pitch Diameter (in)	Weight (Lbs.)	Material	Bore or Bushing	Bore Range (in)
3MR-44S-06	7843-6064	44	1.654	.12	AL	MPB	1/4 - 1
3MR-45S-06	7843-6065	45	1.692	.12	AL	MPB	1/4 - 1
3MR-48S-06	7843-6066	48	1.805	.13	AL	MPB	5/16 - 1
3MR-50S-06	7843-6067	50	1.880	.14	AL	MPB	5/16 - 1
3MR-56S-06	7843-6068	56	2.105	.16	AL	MPB	5/16 - 1
3MR-60S-06	7843-6069	60	2.256	.18	AL	MPB	5/16 - 1
3MR-62S-06	7843-6070	62	2.331	.19	AL	MPB	5/16 - 1
3MR-68S-06	7843-6071	68	2.557	.23	AL	MPB	5/16 - 1
3MR-72S-06	7843-6072	72	2.707	.25	AL	MPB	5/16 - 1
3MR-74S-06	7843-6073	74	2.782	.26	AL	MPB	5/16 - 1
3MR-80S-06	7843-6074	80	3.008	.31	AL	MPB	5/16 - 1

3MR Pitch Sprockets - Aluminum - MPB Type — For Belts 9mm Wide

Part No.	Product No.	Number of Grooves	Pitch Diameter (in)	Weight (Lbs.)	Material	Bore or Bushing	Bore Range (in)
3MR-16S-09	7843-6001	16	.602	.02	AL	MPB	3/16 - 1/4
3MR-17S-09	7843-6002	17	.639	.02	AL	MPB	3/16 - 1/4
3MR-18S-09	7843-6003	18	.677	.02	AL	MPB	1/4 - 1/4
3MR-19S-09	7843-6004	19	.714	.02	AL	MPB	1/4 - 1/4
3MR-20S-09	7843-6005	20	.752	.02	AL	MPB	1/4 - 1/4
3MR-21S-09	7843-6006	21	.790	.03	AL	MPB	1/4 - 1/4
3MR-22S-09	7843-6007	22	.827	.03	AL	MPB	1/4 - 5/16
3MR-24S-09	7843-6008	24	.902	.03	AL	MPB	1/4 - 3/8
3MR-25S-09	7843-6075	25	.940	.04	AL	MPB	1/4 - 3/8
3MR-26S-09	7843-6009	26	.978	.04	AL	MPB	1/4 - 3/8
3MR-28S-09	7843-6010	28	1.053	.05	AL	MPB	1/4 - 1/2
3MR-30S-09	7843-6011	30	1.128	.05	AL	MPB	1/4 - 9/16
3MR-32S-09	7843-6012	32	1.203	.06	AL	MPB	1/4 - 5/8
3MR-34S-09	7843-6013	34	1.278	.08	AL	MPB	1/4 - 11/16
3MR-36S-09	7843-6014	36	1.353	.09	AL	MPB	1/4 - 3/4
3MR-38S-09	7843-6015	38	1.429	.10	AL	MPB	1/4 - 7/8
3MR-40S-09	7843-6016	40	1.504	.11	AL	MPB	1/4 - 15/16
3MR-44S-09	7843-6076	44	1.654	.12	AL	MPB	1/4 - 1
3MR-45S-09	7843-6017	45	1.692	.17	AL	MPB	5/16 - 1
3MR-48S-09	7843-6077	48	1.805	.15	AL	MPB	5/16 - 1
3MR-50S-09	7843-6018	50	1.880	.16	AL	MPB	5/16 - 1
3MR-56S-09	7843-6019	56	2.105	.20	AL	MPB	5/16 - 1
3MR-60S-09	7843-6078	60	2.256	.22	AL	MPB	5/16 - 1
3MR-62S-09	7843-6020	62	2.331	.23	AL	MPB	5/16 - 1
3MR-68S-09	7843-6021	68	2.557	.28	AL	MPB	5/16 - 1
3MR-72S-09	7843-6079	72	2.707	.31	AL	MPB	5/16 - 1
3MR-74S-09	7843-6022	74	2.782	.32	AL	MPB	5/16 - 1
3MR-80S-09	7843-6023	80	3.008	.37	AL	MPB	5/16 - 1
3MR-90S-09	7843-6080	90	3.384	.42	AL	MPB	5/16 - 1
3MR-100S-09	7843-6081	100	3.760	.50	AL	MPB	5/16 - 1
3MR-120S-09	7843-6082	120	4.511	.62	AL	MPB	5/16 - 1

3MR Pitch Sprockets - Aluminum - MPB Type — For Belts 15mm Wide

Part No.	Product No.	Number of Grooves	Pitch Diameter (in)	Weight (Lbs.)	Material	Bore or Bushing	Bore Range (in)
3MR-16S-15	7843-6024	16	.602	.02	AL	MPB	3/16 - 1/4
3MR-17S-15	7843-6025	17	.639	.02	AL	MPB	3/16 - 1/4
3MR-18S-15	7843-6026	18	.677	.02	AL	MPB	1/4 - 1/4
3MR-19S-15	7843-6027	19	.714	.02	AL	MPB	1/4 - 1/4

PowerGrip® GT®2 Sprockets - 2MR and 3MR

Product No. Series 7843 (continued)

3MR Pitch Sprockets - Aluminum - MPB Type — For Belts 15mm Wide (continued)

Part No.	Product No.	Number of Grooves	Pitch Diameter (in)	Weight (Lbs.)	Material	Bore or Bushing	Bore Range (in)
3MR-20S-15	7843-6028	20	.752	.03	AL	MPB	1/4 - 1/4
3MR-21S-15	7843-6029	21	.790	.03	AL	MPB	1/4 - 1/4
3MR-22S-15	7843-6030	22	.827	.04	AL	MPB	1/4 - 5/16
3MR-24S-15	7843-6031	24	.902	.04	AL	MPB	1/4 - 3/8
3MR-25S-15	7843-6083	25	.940	.05	AL	MPB	1/4 - 3/8
3MR-26S-15	7843-6032	26	.978	.05	AL	MPB	1/4 - 3/8
3MR-28S-15	7843-6033	28	1.053	.06	AL	MPB	1/4 - 1/2
3MR-30S-15	7843-6034	30	1.128	.07	AL	MPB	1/4 - 9/16
3MR-32S-15	7843-6035	32	1.203	.09	AL	MPB	1/4 - 5/8
3MR-34S-15	7843-6036	34	1.278	.10	AL	MPB	1/4 - 11/16
3MR-36S-15	7843-6037	36	1.353	.12	AL	MPB	1/4 - 3/4
3MR-38S-15	7843-6038	38	1.429	.13	AL	MPB	1/4 - 7/8
3MR-40S-15	7843-6039	40	1.504	.15	AL	MPB	1/4 - 15/16
3MR-44S-15	7843-6084	44	1.654	.18	AL	MPB	1/4 - 1
3MR-45S-15	7843-6040	45	1.692	.19	AL	MPB	1/4 - 1
3MR-48S-15	7843-6085	48	1.805	.21	AL	MPB	5/16 - 1
3MR-50S-15	7843-6041	50	1.880	.22	AL	MPB	5/16 - 1
3MR-56S-15	7843-6042	56	2.105	.27	AL	MPB	5/16 - 1
3MR-60S-15	7843-6086	60	2.256	.30	AL	MPB	5/16 - 1
3MR-62S-15	7843-6043	62	2.331	.32	AL	MPB	5/16 - 1
3MR-68S-15	7843-6044	68	2.557	.38	AL	MPB	5/16 - 1
3MR-72S-15	7843-6087	72	2.707	.43	AL	MPB	5/16 - 1
3MR-74S-15	7843-6045	74	2.782	.45	AL	MPB	5/16 - 1
3MR-80S-15	7843-6046	80	3.008	.52	AL	MPB	5/16 - 1
3MR-90S-15	7843-6088	90	3.384	.60	AL	MPB	5/16 - 1
3MR-100S-15	7843-6089	100	3.760	.73	AL	MPB	5/16 - 1
3MR-120S-15	7843-6090	120	4.511	.85	AL	MPB	5/16 - 1

PowerGrip® HTD® Sprockets

Markets/Applications

Use with PowerGrip® HTD® Belts.

Features/Advantages

- Full split in bushing allows easy installation and removal.
- Precise sprocket design produces positive, press fit to shaft.
- Precision manufactured and static balanced to eliminate sprocket wobble.

Notes

3M and 5M PowerGrip HTD Sprockets are available in minimum plain bore (MPB). 20M sprockets are available in QD® style.

Sprocket part numbers are comprised of number of grooves, pitch and width. For example; part number P14-5M-09AL denotes 14 grooves, 5mm pitch, 9mm width and "AL" for aluminum.

On a sprocket, pitch is the distance between groove centers and is measured on the pitch circle of the sprocket. The pitch circle of the sprocket coincides with the pitch line of the belt mating with it. The pitch diameter of the sprocket is always greater than its outside diameter. Details shown which do not affect drive function or overall weight may be changed without notification.

Abbreviations used for sprocket materials: AL=Aluminum and GI=Gray Iron.

WARNING: Do NOT use these sprockets with rim speeds in excess of 6,500 fpm.



Product No. Series 7882

3mm Pitch Sprockets - Aluminum - MPB Type — For Belts 6mm Wide

Part No.	Product No.	Number of Grooves	Pitch Diameter (in)	Weight (Lbs.)	Material	Bore or Bushing	Bore Range (in)
P10-3M-06AL	7882-0001	10	.376	.01	AL	MPB	1/8 - 1/8
P11-3M-06AL	7882-1082	11	.414	.01	AL	MPB	1/8 - 1/8
P12-3M-06AL	7882-0003	12	.451	.01	AL	MPB	3/16 - 3/16
P13-3M-06AL	7882-1083	13	.489	.01	AL	MPB	3/16 - 3/16
P14-3M-06AL	7882-0005	14	.526	.01	AL	MPB	3/16 - 3/16
P15-3M-06AL	7882-0007	15	.564	.01	AL	MPB	3/16 - 3/16
P16-3M-06AL	7882-0009	16	.602	.01	AL	MPB	3/16 - 3/16
P17-3M-06AL	7882-0011	17	.639	.02	AL	MPB	3/16 - 3/16
P18-3M-06AL	7882-0048	18	.677	.02	AL	MPB	1/4 - 1/4
P19-3M-06AL	7882-0014	19	.714	.02	AL	MPB	1/4 - 1/4
P20-3M-06AL	7882-0016	20	.752	.02	AL	MPB	1/4 - 1/4
P22-3M-06AL	7882-0018	22	.827	.02	AL	MPB	1/4 - 1/4
P24-3M-06AL	7882-0020	24	.902	.03	AL	MPB	1/4 - 5/16
P25-3M-06AL	7882-1084	25	.940	.03	AL	MPB	1/4 - 5/16
P26-3M-06AL	7882-0022	26	.977	.04	AL	MPB	1/4 - 5/16
P28-3M-06AL	7882-0024	28	1.053	.04	AL	MPB	1/4 - 3/8
P30-3M-06AL	7882-0026	30	1.128	.05	AL	MPB	1/4 - 7/16
P32-3M-06AL	7882-0028	32	1.203	.05	AL	MPB	1/4 - 1/2
P34-3M-06AL	7882-0030	34	1.278	.07	AL	MPB	1/4 - 9/16
P36-3M-06AL	7882-0032	36	1.353	.08	AL	MPB	1/4 - 5/8
P38-3M-06AL	7882-0034	38	1.429	.09	AL	MPB	1/4 - 3/4
P40-3M-06AL	7882-0036	40	1.504	.10	AL	MPB	1/4 - 13/16
P44-3M-06AL	7882-0038	44	1.654	.12	AL	MPB	1/4 - 15/16
P48-3M-06AL	7882-1085	48	1.805	.13	AL	MPB	5/16 - 15/16
P50-3M-06AL	7882-0040	50	1.880	.14	AL	MPB	5/16 - 15/16
P56-3M-06AL	7882-0042	56	2.105	.16	AL	MPB	5/16 - 15/16
P60-3M-06AL	7882-1086	60	2.256	.18	AL	MPB	5/16 - 15/16
P62-3M-06AL	7882-0044	62	2.331	.19	AL	MPB	5/16 - 15/16
P72-3M-06AL	7882-0046	72	2.707	.25	AL	MPB	5/16 - 15/16

PowerGrip® HTD® Sprockets

SYNCHRONOUS METAL

Product No. Series 7882 (continued)

3mm Pitch Sprockets - Aluminum - MPB Type — For Belts 9mm Wide

Part No.	Product No.	Number of Grooves	Pitch Diameter (in)	Weight (Lbs.)	Material	Bore or Bushing	Bore Range (in)
P10-3M-09AL	7882-0002	10	.376	.01	AL	MPB	1/8 - 1/8
P11-3M-09AL	7882-1087	11	.414	.01	AL	MPB	1/8 - 1/8
P12-3M-09AL	7882-0004	12	.451	.01	AL	MPB	3/16 - 3/16
P13-3M-09AL	7882-1088	13	.489	.01	AL	MPB	3/16 - 3/16
P14-3M-09AL	7882-0006	14	.526	.01	AL	MPB	3/16 - 3/16
P15-3M-09AL	7882-0008	15	.564	.02	AL	MPB	3/16 - 3/16
P16-3M-09AL	7882-0010	16	.602	.02	AL	MPB	3/16 - 3/16
P17-3M-09AL	7882-0012	17	.639	.02	AL	MPB	3/16 - 3/16
P18-3M-09AL	7882-0013	18	.677	.02	AL	MPB	1/4 - 1/4
P19-3M-09AL	7882-0015	19	.714	.02	AL	MPB	1/4 - 1/4
P20-3M-09AL	7882-0017	20	.752	.02	AL	MPB	1/4 - 1/4
P22-3M-09AL	7882-0019	22	.827	.03	AL	MPB	1/4 - 1/4
P24-3M-09AL	7882-0021	24	.902	.03	AL	MPB	1/4 - 5/16
P25-3M-09AL	7882-1089	25	.940	.04	AL	MPB	1/4 - 5/16
P26-3M-09AL	7882-0023	26	.977	.04	AL	MPB	1/4 - 5/16
P28-3M-09AL	7882-0025	28	1.053	.05	AL	MPB	1/4 - 3/8
P30-3M-09AL	7882-0027	30	1.128	.05	AL	MPB	1/4 - 7/16
P32-3M-09AL	7882-0029	32	1.203	.07	AL	MPB	1/4 - 1/2
P34-3M-09AL	7882-0031	34	1.278	.08	AL	MPB	1/4 - 9/16
P36-3M-09AL	7882-0033	36	1.353	.09	AL	MPB	1/4 - 5/8
P38-3M-09AL	7882-0035	38	1.429	.10	AL	MPB	1/4 - 3/4
P40-3M-09AL	7882-0037	40	1.504	.11	AL	MPB	1/4 - 13/16
P44-3M-09AL	7882-0039	44	1.654	.14	AL	MPB	1/4 - 15/16
P48-3M-09AL	7882-1090	48	1.805	.16	AL	MPB	5/16 - 15/16
P50-3M-09AL	7882-0041	50	1.880	.18	AL	MPB	5/16 - 15/16
P56-3M-09AL	7882-0043	56	2.105	.20	AL	MPB	5/16 - 15/16
P60-3M-09AL	7882-1091	60	2.256	.22	AL	MPB	5/16 - 15/16
P62-3M-09AL	7882-0045	62	2.331	.23	AL	MPB	5/16 - 15/16
P72-3M-09AL	7882-0047	72	2.707	.30	AL	MPB	5/16 - 15/16

5mm Pitch Sprockets - Aluminum - MPB Type — For Belts 9mm Wide

Part No.	Product No.	Number of Grooves	Pitch Diameter (in)	Weight (Lbs.)	Material	Bore or Bushing	Bore Range (in)
P12-5M-09AL	7882-1092	12	.752	.02	AL	MPB	1/4 - 1/4
P13-5M-09AL	7882-1093	13	.815	.01	AL	MPB	1/4 - 1/4
P14-5M-09AL	7882-1077	14	.877	.03	AL	MPB	1/4 - 1/4
P15-5M-09AL	7882-1004	15	.940	.03	AL	MPB	1/4 - 1/4
P16-5M-09AL	7882-1006	16	1.003	.04	AL	MPB	1/4 - 1/4
P17-5M-09AL	7882-1008	17	1.065	.04	AL	MPB	1/4 - 5/16
P18-5M-09AL	7882-1010	18	1.128	.05	AL	MPB	1/4 - 3/8
P19-5M-09AL	7882-1078	19	1.191	.06	AL	MPB	1/4 - 7/16
P20-5M-09AL	7882-1013	20	1.253	.06	AL	MPB	1/4 - 1/2
P22-5M-09AL	7882-1015	22	1.379	.08	AL	MPB	1/4 - 5/8
P24-5M-09AL	7882-1017	24	1.504	.10	AL	MPB	1/4 - 11/16
P25-5M-09AL	7882-1094	25	1.566	.11	AL	MPB	1/4 - 11/16
P26-5M-09AL	7882-1021	26	1.629	.12	AL	MPB	1/4 - 3/4
P28-5M-09AL	7882-1023	28	1.754	.14	AL	MPB	1/4 - 7/8
P30-5M-09AL	7882-1025	30	1.880	.16	AL	MPB	1/4 - 7/8
P32-5M-09AL	7882-1027	32	2.005	.18	AL	MPB	1/4 - 15/16
P34-5M-09AL	7882-1031	34	2.130	.21	AL	MPB	1/4 - 1 1/16
P36-5M-09AL	7882-1035	36	2.256	.25	AL	MPB	5/16 - 1 1/16
P38-5M-09AL	7882-1039	38	2.381	.28	AL	MPB	5/16 - 1 3/16
P40-5M-09AL	7882-1043	40	2.506	.30	AL	MPB	5/16 - 1 3/16
P44-5M-09AL	7882-1047	44	2.757	.35	AL	MPB	5/16 - 1 3/16
P48-5M-09AL	7882-1095	48	3.008	.40	AL	MPB	3/8 - 1 3/16
P50-5M-09AL	7882-1053	50	3.133	.43	AL	MPB	3/8 - 1 3/16
P56-5M-09AL	7882-1057	56	3.509	.54	AL	MPB	3/8 - 1 3/16

PowerGrip® HTD® Sprockets

SYNCHRONOUS METAL

Product No. Series 7882 (continued)

5mm Pitch Sprockets - Aluminum - MPB Type — For Belts 9mm Wide (continued)

Part No.	Product No.	Number of Grooves	Pitch Diameter (in)	Weight (Lbs.)	Material	Bore or Bushing	Bore Range (in)
P60-5M-09AL	7882-1096	60	3.760	.62	AL	MPB	3/8 - 1 3/16
P62-5M-09AL	7882-1063	62	3.885	.64	AL	MPB	3/8 - 1 3/16
P70-5M-09AL	7882-1097	70	4.386	.80	AL	MPB	3/8 - 1 3/16
P72-5M-09AL	7882-1069	72	4.511	.84	AL	MPB	3/8 - 1 3/16

5mm Pitch Sprockets - Aluminum - MPB Type — For Belts 15mm Wide

Part No.	Product No.	Number of Grooves	Pitch Diameter (in)	Weight (Lbs.)	Material	Bore or Bushing	Bore Range (in)
P12-5M-15AL	7882-1098	12	.752	.02	AL	MPB	1/4 - 1/4
P13-5M-15AL	7882-1099	13	.815	.03	AL	MPB	1/4 - 1/4
P14-5M-15AL	7882-1003	14	.877	.04	AL	MPB	1/4 - 1/4
P15-5M-15AL	7882-1005	15	.940	.04	AL	MPB	1/4 - 1/4
P16-5M-15AL	7882-1007	16	1.003	.05	AL	MPB	1/4 - 1/4
P17-5M-15AL	7882-1009	17	1.065	.06	AL	MPB	1/4 - 5/16
P18-5M-15AL	7882-1011	18	1.128	.07	AL	MPB	1/4 - 3/8
P19-5M-15AL	7882-1012	19	1.191	.08	AL	MPB	1/4 - 7/16
P20-5M-15AL	7882-1014	20	1.253	.08	AL	MPB	1/4 - 1/2
P22-5M-15AL	7882-1016	22	1.379	.11	AL	MPB	1/4 - 5/8
P24-5M-15AL	7882-1018	24	1.504	.13	AL	MPB	1/4 - 11/16
P25-5M-15AL	7882-1100	25	1.566	.14	AL	MPB	1/4 - 11/16
P26-5M-15AL	7882-1022	26	1.629	.16	AL	MPB	1/4 - 3/4
P28-5M-15AL	7882-1024	28	1.754	.18	AL	MPB	1/4 - 7/8
P30-5M-15AL	7882-1026	30	1.880	.21	AL	MPB	1/4 - 7/8
P32-5M-15AL	7882-1029	32	2.005	.24	AL	MPB	1/4 - 15/16
P34-5M-15AL	7882-1033	34	2.130	.28	AL	MPB	1/4 - 1 1/16
P36-5M-15AL	7882-1037	36	2.256	.33	AL	MPB	5/16 - 1 1/16
P38-5M-15AL	7882-1041	38	2.381	.36	AL	MPB	5/16 - 1 3/16
P40-5M-15AL	7882-1045	40	2.506	.40	AL	MPB	5/16 - 1 3/16
P44-5M-15AL	7882-1049	44	2.757	.47	AL	MPB	5/16 - 1 3/16
P48-5M-15AL	7882-1101	48	3.008	.58	AL	MPB	3/8 - 1 3/16
P50-5M-15AL	7882-1054	50	3.133	.62	AL	MPB	3/8 - 1 3/16
P56-5M-15AL	7882-1059	56	3.509	.74	AL	MPB	3/8 - 1 3/16
P60-5M-15AL	7882-1102	60	3.760	.84	AL	MPB	3/8 - 1 3/16
P62-5M-15AL	7882-1064	62	3.885	.91	AL	MPB	3/8 - 1 3/16
P70-5M-15AL	7882-1103	70	4.386	1.14	AL	MPB	3/8 - 1 3/16
P72-5M-15AL	7882-1071	72	4.511	1.21	AL	MPB	3/8 - 1 3/16

20mm Pitch Sprockets — For Belts 115mm Wide

Part No.	Product No.	Number of Grooves	Pitch Diameter (in)	Weight (Lbs.)	Material	Bore or Bushing	Bore Range (in)
P34-20M-115	7882-4024	34	8.522	36.50	CI	F	1 - 3 15/16
P36-20M-115	7882-4026	36	9.023	46.30	CI	F	1 - 3 15/16
P38-20M-115	7882-4028	38	9.524	51.00	CI	F	1 - 3 15/16
P40-20M-115	7882-4031	40	10.026	57.40	CI	F	1 - 3 15/16
P44-20M-115	7882-4034	44	11.028	70.80	CI	F	1 - 3 15/16
P48-20M-115	7882-4037	48	12.031	90.90	CI	J	1 1/2 - 4 1/2
P52-20M-115	7882-4040	52	13.033	110.00	CI	J	1 1/2 - 4 1/2
P56-20M-115	7882-4045	56	14.036	106.00	CI	J	1 1/2 - 4 1/2
P60-20M-115	7882-4079	60	15.038	116.00	CI	J	1 1/2 - 4 1/2
P64-20M-115	7882-4054	64	16.041	127.00	CI	J	1 1/2 - 4 1/2
P68-20M-115	7882-4059	68	17.032	148.00	CI	J	1 1/2 - 4 1/2
P72-20M-115	7882-4064	72	18.046	122.00	CI	J	1 1/2 - 4 1/2
P80-20M-115	7882-4069	80	20.051	237.00	CI	M	2 - 5 1/2
P90-20M-115	7882-4074	90	22.557	275.00	CI	M	2 - 5 1/2

PowerGrip® HTD® Sprockets

SYNCHRONOUS METAL

Product No. Series 7882 (continued)
20mm Pitch Sprockets — For Belts 115mm Wide (continued)

Part No.	Product No.	Number of Grooves	Pitch Diameter (in)	Weight (Lbs.)	Material	Bore or Bushing	Bore Range (in)
P112-20M-115	7882-4001	112	28.071	243.00	CI	M	2 - 5 1/2
P144-20M-115	7882-4080	144	36.092	612.00	CI	N	2 7/16 - 5 7/8
P168-20M-115	7882-4081	168	42.107	465.00	CI	N	2 7/16 - 5 7/8
P192-20M-115	7882-4014	192	48.122	786.00	CI	N	2 7/16 - 5 7/8
P216-20M-115	7882-4019	216	54.136	907.00	CI	N	2 7/16 - 5 7/8

20mm Pitch Sprockets — For Belts 170mm Wide

Part No.	Product No.	Number of Grooves	Pitch Diameter (in)	Weight (Lbs.)	Material	Bore or Bushing	Bore Range (in)
P34-20M-170	7882-4025	34	8.522	87.20	CI	MPB	2 1/8 - 4 1/4
P36-20M-170	7882-4027	36	9.023	98.70	CI	MPB	2 1/8 - 4 1/2
P38-20M-170	7882-4029	38	9.524	62.00	CI	J	1 1/2 - 4 1/2
P40-20M-170	7882-4032	40	10.026	69.00	CI	J	1 1/2 - 4 1/2
P44-20M-170	7882-4035	44	11.028	88.10	CI	J	1 1/2 - 4 1/2
P48-20M-170	7882-4038	48	12.031	120.00	CI	M	2 - 5 1/2
P52-20M-170	7882-4041	52	13.033	149.00	CI	M	2 - 5 1/2
P56-20M-170	7882-4046	56	14.036	166.00	CI	M	2 - 5 1/2
P60-20M-170	7882-4050	60	15.038	199.00	CI	M	2 - 5 1/2
P64-20M-170	7882-4055	64	16.041	174.80	CI	M	2 - 5 1/2
P68-20M-170	7882-4060	68	17.032	198.00	CI	M	2 - 5 1/2
P72-20M-170	7882-4065	72	18.046	207.00	CI	M	2 - 5 1/2
P80-20M-170	7882-4070	80	20.051	262.00	CI	M	2 - 5 1/2
P90-20M-170	7882-4075	90	22.557	303.00	CI	M	2 - 5 1/2
P112-20M-170	7882-4002	112	28.071	473.00	CI	N	2 7/16 - 5 7/8
P144-20M-170	7882-4006	144	36.092	520.00	CI	N	2 7/16 - 5 7/8
P168-20M-170	7882-4010	168	42.107	619.00	CI	P	3 7/16 - 7
P192-20M-170	7882-4015	192	48.122	783.00	CI	P	3 7/16 - 7
P216-20M-170	7882-4020	216	54.136	820.00	CI	P	3 7/16 - 7

20mm Pitch Sprockets — For Belts 230mm Wide

Part No.	Product No.	Number of Grooves	Pitch Diameter (in)	Weight (Lbs.)	Material	Bore or Bushing	Bore Range (in)
P38-20M-230	7882-4030	38	9.524	128.00	CI	MPB	2 7/8 - 4 3/4
P40-20M-230	7882-4033	40	10.026	156.00	CI	MPB	2 7/8 - 5 1/4
P44-20M-230	7882-4036	44	11.028	189.00	CI	MPB	2 7/8 - 6
P48-20M-230	7882-4039	48	12.031	140.00	CI	M	2 - 5 1/2
P52-20M-230	7882-4042	52	13.033	161.00	CI	M	2 - 5 1/2
P56-20M-230	7882-4047	56	14.036	193.00	CI	M	2 - 5 1/2
P60-20M-230	7882-4051	60	15.038	234.00	CI	M	2 - 5 1/2
P64-20M-230	7882-4056	64	16.041	270.00	CI	M	2 - 5 1/2
P68-20M-230	7882-4061	68	17.032	341.00	CI	N	2 7/16 - 5 7/8
P72-20M-230	7882-4066	72	18.046	410.00	CI	N	2 7/16 - 5 7/8
P80-20M-230	7882-4071	80	20.051	343.00	CI	N	2 7/16 - 5 7/8
P90-20M-230	7882-4076	90	22.557	398.00	CI	N	2 7/16 - 5 7/8
P112-20M-230	7882-4003	112	28.071	389.00	CI	N	2 7/16 - 5 7/8
P144-20M-230	7882-4007	144	36.092	552.00	CI	P	2 15/16 - 7
P168-20M-230	7882-4011	168	42.107	934.00	CI	P	2 15/16 - 7
P192-20M-230	7882-4016	192	48.122	1,429.00	CI	W	4 - 8 1/2
P216-20M-230	7882-4021	216	54.136	1,317.00	CI	W	4 - 8 1/2

PowerGrip® HTD® Sprockets

SYNCHRONOUS METAL

Product No. Series 7882 (continued)

20mm Pitch Sprockets — For Belts 290mm Wide

Part No.	Product No.	Number of Grooves	Pitch Diameter (in)	Weight (Lbs.)	Material	Bore or Bushing	Bore Range (in)
P52-20M-290	7882-4043	52	13.033	202.00	CI	N	2 7/16 - 5 7/8
P56-20M-290	7882-4048	56	14.036	237.00	CI	N	2 7/16 - 5 7/8
P60-20M-290	7882-4052	60	15.038	276.00	CI	N	2 7/16 - 5 7/8
P64-20M-290	7882-4057	64	16.041	320.00	CI	N	2 7/16 - 5 7/8
P68-20M-290	7882-4062	68	17.032	368.00	CI	N	2 7/16 - 5 7/8
P72-20M-290	7882-4067	72	18.046	404.00	CI	N	2 7/16 - 5 7/8
P80-20M-290	7882-4072	80	20.051	376.00	CI	N	2 7/16 - 5 7/8
P90-20M-290	7882-4077	90	22.557	431.00	CI	N	2 7/16 - 5 7/8
P112-20M-290	7882-4004	112	28.071	799.00	CI	P	2 15/16 - 7
P144-20M-290	7882-4008	144	36.092	1,004.00	CI	P	2 15/16 - 7
P168-20M-290	7882-4012	168	42.107	1,410.00	CI	W	4 - 8 1/2
P192-20M-290	7882-4017	192	48.122	1,552.00	CI	W	4 - 8 1/2
P216-20M-290	7882-4022	216	54.136	1,441.00	CI	W	4 - 8 1/2

20mm Pitch Sprockets — For Belts 340mm Wide

Part No.	Product No.	Number of Grooves	Pitch Diameter (in)	Weight (Lbs.)	Material	Bore or Bushing	Bore Range (in)
P52-20M-340	7882-4044	52	13.033	219.00	CI	N	2 7/16 - 5 7/8
P56-20M-340	7882-4049	56	14.036	258.00	CI	N	2 7/16 - 5 7/8
P60-20M-340	7882-4053	60	15.038	294.00	CI	N	2 7/16 - 5 7/8
P64-20M-340	7882-4058	64	16.041	339.00	CI	N	2 7/16 - 5 7/8
P68-20M-340	7882-4063	68	17.032	389.00	CI	N	2 7/16 - 5 7/8
P72-20M-340	7882-4068	72	18.046	438.00	CI	N	2 7/16 - 5 7/8
P80-20M-340	7882-4073	80	20.051	462.00	CI	P	2 15/16 - 7
P90-20M-340	7882-4078	90	22.557	507.00	CI	P	2 15/16 - 7
P112-20M-340	7882-4005	112	28.071	870.00	CI	P	2 15/16 - 7
P144-20M-340	7882-4009	144	36.092	1,215.00	CI	W	4 - 8 1/2
P168-20M-340	7882-4013	168	42.107	1,514.00	CI	W	4 - 8 1/2
P192-20M-340	7882-4018	192	48.122	1,817.00	CI	S	5 1/2 - 10
P216-20M-340	7882-4023	216	54.136	1,601.00	CI	S	5 1/2 - 10

PowerGrip® Timing Pulleys

Markets/Applications

Use with PowerGrip Timing Belts.

Features/Advantages

- Full split in bushing allows easy installation and removal.
- Precise sprocket design produces positive, press fit to shaft.
- Precision manufactured and static balanced to eliminate sprocket wobble.

Notes

Gates PowerGrip Timing Pulleys are measured by number of grooves, pitch and width. For example; part number TL30L050 denotes "TL" for Taper-Lock®, 30 grooves, L (.375") pitch and 1/2" width.

Pitch—The pitch of a PowerGrip Timing Pulley is the distance from center to center of the grooves (in inches). The letters correspond to pitches as follows:

MXL = Mini Extra Light = 0.080" pitch;

XL = Extra Light = 0.200" pitch;

L = Light = 0.375" pitch;

H = Heavy = 0.500" pitch.

Width—The width designation is in hundredths of inches and corresponds to the width of the widest belt that can operate in the pulley.

The complete pulley designation must be used when ordering a Gates PowerGrip Pulley.

Details shown which do not affect drive function or overall weight may be changed without notification.

Abbreviations used for pulley bore: MPB=Minimum Plain Bore. Abbreviations used for pulley materials: AL=Aluminum, ST=Steel, SiS=Sintered Steel, GI=Gray Iron, DI=Ductile Iron.

MXL and XL MPB pulleys are supplied with set screws. L and H pulleys are not supplied with keyway and set screws.

WARNING: Do NOT use these sprockets with rim speeds in excess of 6,500 fpm.



SYNCHRONOUS METAL

Product No. Series 7826

2/25" Pitch (0.08"/MXL) - Mini Extra Light — For Belts 1/8" Wide

Part No.	Product No.	Number of Grooves	Pitch Diameter (in)	Weight (Lbs.)	Material	Bore or Bushing	Bore Range (in)
PB10MXL012	7826-0273	10	.255	.01	AL	MPB	1/8 - 1/8
PB11MXL012	7826-0274	11	.280	.01	AL	MPB	1/8 - 1/8
PB12MXL012	7826-0275	12	.306	.01	AL	MPB	1/8 - 1/8
PB14MXL012	7826-0276	14	.357	.01	AL	MPB	3/16 - 3/16
PB15MXL012	7826-0277	15	.382	.01	AL	MPB	3/16 - 3/16
PB16MXL012	7826-0278	16	.407	.01	AL	MPB	3/16 - 1/4
PB18MXL012	7826-0279	18	.458	.01	AL	MPB	3/16 - 3/16
PB20MXL012	7826-0280	20	.509	.01	AL	MPB	3/16 - 3/16
PB21MXL012	7826-0281	21	.535	.01	AL	MPB	3/16 - 3/16
PB22MXL012	7826-0282	22	.560	.01	AL	MPB	3/16 - 3/16
PB24MXL012	7826-0283	24	.611	.01	AL	MPB	1/4 - 1/4
PB28MXL012	7826-0284	28	.713	.01	AL	MPB	1/4 - 1/4
PB30MXL012	7826-0285	30	.764	.02	AL	MPB	1/4 - 5/16
PB32MXL012	7826-0286	32	.815	.02	AL	MPB	1/4 - 3/8
PB36MXL012	7826-0287	36	.917	.02	AL	MPB	1/4 - 3/8
PB40MXL012	7826-0288	40	1.019	.03	AL	MPB	1/4 - 1/2
PB42MXL012	7826-0289	42	1.070	.04	AL	MPB	1/4 - 1/2
PB44MXL012	7826-0290	44	1.120	.04	AL	MPB	1/4 - 5/8
PB48MXL012	7826-0291	48	1.222	.05	AL	MPB	1/4 - 5/8
PB60MXL012	7826-0292	60	1.528	.08	AL	MPB	1/4 - 3/4

2/25" Pitch (0.08"/MXL) - Mini Extra Light — For Belts 1/8", 3/16" and 1/4" Wide

Part No.	Product No.	Number of Grooves	Pitch Diameter (in)	Weight (Lbs.)	Material	Bore or Bushing	Bore Range (in)
PB10MXL025	7826-0010	10	.255	.01	AL	MPB	1/8 - 1/8
PB11MXL025	7826-0011	11	.280	.01	AL	MPB	1/8 - 1/8
PB12MXL025	7826-0012	12	.306	.01	AL	MPB	1/8 - 1/8
PB14MXL025	7826-0014	14	.357	.01	AL	MPB	1/8 - 1/8
PB15MXL025	7826-0015	15	.382	.01	AL	MPB	3/16 - 3/16
PB16MXL025	7826-0016	16	.407	.01	AL	MPB	3/16 - 3/16
PB18MXL025	7826-0118	18	.458	.01	AL	MPB	3/16 - 3/16
PB20MXL025	7826-0120	20	.509	.01	AL	MPB	3/16 - 3/16

PowerGrip® Timing Pulleys

SYNCHRONOUS METAL

Product No. Series 7826 (continued)

2/25" Pitch (0.08"/MXL) - Mini Extra Light — For Belts 1/8", 3/16" and 1/4" Wide (continued)

Part No.	Product No.	Number of Grooves	Pitch Diameter (in)	Weight (Lbs.)	Material	Bore or Bushing	Bore Range (in)
PB21MXL025	7826-0121	21	.535	.01	AL	MPB	3/16 - 3/16
PB22MXL025	7826-0122	22	.560	.01	AL	MPB	3/16 - 3/16
PB24MXL025	7826-0124	24	.611	.01	AL	MPB	1/4 - 1/4
PB25MXL025	7826-0293	25	.637	.01	AL	MPB	1/4 - 1/4
PB28MXL025	7826-0128	28	.713	.02	AL	MPB	1/4 - 1/4
PB30MXL025	7826-0130	30	.764	.02	AL	MPB	1/4 - 1/4
PB32MXL025	7826-0132	32	.815	.03	AL	MPB	1/4 - 1/4
PB36MXL025	7826-0136	36	.917	.03	AL	MPB	1/4 - 1/4
PB40MXL025	7826-0140	40	1.019	.04	AL	MPB	1/4 - 1/4
PB42MXL025	7826-0142	42	1.070	.05	AL	MPB	1/4 - 1/4
PB44MXL025	7826-0144	44	1.120	.05	AL	MPB	1/4 - 1/4
PB48MXL025	7826-0148	48	1.222	.08	AL	MPB	1/4 - 1/4
PB60MXL025	7826-0160	60	1.528	.11	AL	MPB	1/4 - 1/4
PB72MXL025	7826-0272	72	1.833	.13	AL	MPB	1/4 - 1/4
PB80MXL025	7826-0180	80	2.037	.18	AL	MPB	5/16 - 5/16
PB90MXL025	7826-0294	90	2.292	.21	AL	MPB	5/16 - 3/4
PB100MXL025	7826-0295	100	2.546	.24	AL	MPB	5/16 - 3/4
PB120MXL025	7826-0296	120	3.056	.32	AL	MPB	3/8 - 3/4

Product No. Series 7823 & 7881

1/5" Pitch (.200"/XL) - Extra Light Duty — For Belts 1/4" Wide

Part No.	Product No.	Number of Grooves	Pitch Diameter (in)	Weight (Lbs.)	Material	Bore or Bushing	Bore Range (in)
PB10XL025	7823-1500	10	.637	.01	ST	MPB	3/16 - 1/4
PB11XL025	7823-1501	11	.700	.02	ST	MPB	3/16 - 1/4
PB12XL025	7823-1502	12	.764	.02	ST	MPB	3/16 - 5/16
PB13XL025	7823-1503	13	.828	.03	ST	MPB	1/4 - 5/16
PB14XL025	7823-1504	14	.891	.03	ST	MPB	1/4 - 3/8
PB15XL025	7823-1505	15	.955	.03	ST	MPB	1/4 - 1/2
PB16XL025	7823-1506	16	1.019	.04	ST	MPB	5/16 - 1/2
PB18XL025	7823-1507	18	1.146	.05	ST	MPB	1/4 - 1/2
PB20XL025	7823-1508	20	1.273	.07	ST	MPB	1/4 - 1/2
PB21XL025	7823-1509	21	1.337	.08	ST	MPB	1/4 - 1/2
PB22XL025	7823-1510	22	1.401	.09	ST	MPB	1/4 - 5/8
PB24XL025	7823-1511	24	1.528	.10	ST	MPB	1/4 - 5/8
PB26XL025	7823-1512	26	1.655	.12	ST	MPB	1/4 - 5/8
PB28XL025	7823-1513	28	1.783	.14	ST	MPB	1/4 - 3/4
PB30XL025	7823-1514	30	1.910	.16	ST	MPB	1/4 - 3/4

1/5" Pitch (.200"/XL) - Extra Light Duty — For Belts 1/4" and 3/8" Wide

Part No.	Product No.	Number of Grooves	Pitch Diameter (in)	Weight (Lbs.)	Material	Bore or Bushing	Bore Range (in)
PB10XL037	7823-0101	10	.637	.05	ST	MPB	3/16 - 3/16
PB11XL037	7823-0106	11	.700	.07	ST	MPB	3/16 - 3/16
PB12XL037	7823-0111	12	.764	.08	ST	MPB	3/16 - 1/4
PB13XL037	7823-1515	13	.828	.03	ST	MPB	1/4 - 5/16
PB14XL037	7823-0121	14	.891	.10	ST	MPB	1/4 - 1/4
PB15XL037	7823-0126	15	.955	.12	ST	MPB	1/4 - 5/16
PB16XL037	7823-0131	16	1.019	.15	ST	MPB	1/4 - 3/8
PB17XL037	7823-1516	17	1.082	.06	ST	MPB	1/4 - 1/2
PB18XL037	7823-0141	18	1.146	.18	ST	MPB	1/4 - 1/2
PB19XL037	7823-1517	19	1.210	.07	ST	MPB	1/4 - 1/2
PB20XL037	7823-0151	20	1.273	.24	ST	MPB	1/4 - 9/16
PB21XL037	7823-0156	21	1.337	.27	ST	MPB	1/4 - 9/16

PowerGrip® Timing Pulleys

SYNCHRONOUS METAL

Product No. Series 7823 & 7881 (continued)

1/5" Pitch (.200"/XL) - Extra Light Duty — For Belts 1/4" and 3/8" Wide (continued)

Part No.	Product No.	Number of Grooves	Pitch Diameter (in)	Weight (Lbs.)	Material	Bore or Bushing	Bore Range (in)
PB22XL037	7823-0161	22	1.401	.29	ST	MPB	1/4 - 3/4
PB23XL037	7823-1518	23	1.464	.11	ST	MPB	1/4 - 5/8
PB24XL037	7823-0166	24	1.528	.35	ST	MPB	1/4 - 11/16
PB25XL037	7823-1519	25	1.592	.13	ST	MPB	1/4 - 5/8
PB26XL037	7823-1520	26	1.655	.16	ST	MPB	1/4 - 3/4
PB28XL037	7823-0176	28	1.783	.47	ST	MPB	1/4 - 13/16
PB30XL037	7823-0181	30	1.910	.54	ST	MPB	5/16 - 15/16
PB32XL037	7823-0186	32	2.037	.24	AL	MPB	5/16 - 1
TL32XL037	7881-6032	32	2.037	.34	PM	1108	1/2 - 1 1/8
PB36XL037	7823-0196	36	2.292	.28	AL	MPB	5/16 - 1
TL36XL037	7881-6036	36	2.292	.50	PM	1108	1/2 - 1 1/8
PB40XL037	7823-0201	40	2.546	.33	AL	MPB	5/16 - 1
TL40XL037	7881-6040	40	2.546	.65	PM	1108	1/2 - 1 1/8
PB42XL037	7823-0206	42	2.674	.36	AL	MPB	5/16 - 1
TL42XL037	7881-6042	42	2.674	.77	PM	1108	1/2 - 1 1/8
PB44XL037	7823-0211	44	2.801	.39	AL	MPB	5/16 - 1
TL44XL037	7881-6044	44	2.801	.97	PM	1108	1/2 - 1 1/8
PB45XL037	7823-1521	45	2.865	.40	AL	MPB	5/16 - 1
PB48XL037	7823-0216	48	3.056	.39	AL	MPB	5/16 - 1
TL48XL037	7881-6048	48	3.056	1.23	DI	1108	1/2 - 1 1/8
PB50XL037	7823-1522	50	3.183	.40	AL	MPB	5/16 - 1
PB60XL037	7823-0221	60	3.820	.50	AL	MPB	3/8 - 1
TL60XL037	7881-6060	60	3.820	2.15	PM	1210	1/2 - 1 1/4
PB72XL037	7823-0226	72	4.584	.67	AL	MPB	3/8 - 1
TL72XL037	7881-6072	72	4.584	2.90	PM	1610	1/2 - 1 11/16

3/8" Pitch (.375"/L) - Light Duty — For Belts 1/2" Wide

Part No.	Product No.	Number of Grooves	Pitch Diameter (in)	Weight (Lbs.)	Material	Bore or Bushing	Bore Range (in)
PB10L050	7823-0301	10	1.194	.25	ST	MPB	3/8 - 1/2
PB12L050	7823-0311	12	1.432	.39	ST	MPB	3/8 - 3/4
PB13L050	7823-1523	13	1.552	.48	ST	MPB	3/8 - 3/4
PB14L050	7823-0321	14	1.671	.54	ST	MPB	3/8 - 3/4
PB15L050	7823-1524	15	1.790	.63	ST	MPB	1/2 - 7/8
PB16L050	7823-0331	16	1.910	.73	ST	MPB	1/2 - 1
PB17L050	7823-0336	17	2.029	.81	ST	MPB	1/2 - 1 1/8
TL18L050	7881-7001	18	2.149	.44	ST	1108	1/2 - 1
PB19L050	7823-0346	19	2.268	1.30	ST	MPB	1/2 - 1 3/16
TL20L050	7881-7004	20	2.387	.68	ST	1108	1/2 - 1
PB21L050	7823-0356	21	2.507	1.37	ST	MPB	1/2 - 1 1/4
TL22L050	7881-7007	22	2.626	.90	ST	1108	1/2 - 1 1/8
TL24L050	7881-7010	24	2.865	1.00	ST	1210	1/2 - 1 1/4
TL26L050	7881-7013	26	3.104	1.11	ST	1210	1/2 - 1 1/4
TL28L050	7881-7016	28	3.342	1.40	DI	1210	1/2 - 1 1/4
TL30L050	7881-7019	30	3.581	1.50	DI	1610	1/2 - 1 5/8
TL32L050	7881-7022	32	3.820	1.90	DI	1610	1/2 - 1 5/8
PB36L050	7823-1525	36	4.297	4.21	DI	MPB	1/2 - 2 5/16
TL40L050	7881-7054	40	4.775	2.40	DI	2012	1/2 - 2 1/8
TL48L050	7881-7055	48	5.730	3.20	DI	2012	1/2 - 2 1/8
TL60L050	7881-7056	60	7.162	4.90	DI	2012	1/2 - 2 1/8
TL72L050	7881-7057	72	8.594	6.00	DI	2012	1/2 - 2 1/8
TL84L050	7881-7058	84	10.027	8.00	GI	2517	1/2 - 2 11/16

PowerGrip® Timing Pulleys

SYNCHRONOUS METAL

Product No. Series 7823 & 7881 (continued)

3/8" Pitch (.375"/L) - Light Duty — For Belts 3/4" Wide

Part No.	Product No.	Number of Grooves	Pitch Diameter (in)	Weight (Lbs.)	Material	Bore or Bushing	Bore Range (in)
PB12L075	7823-0511	12	1.432	.48	ST	MPB	3/8 - 3/4
PB13L075	7823-1526	13	1.552	.58	ST	MPB	3/8 - 3/4
PB14L075	7823-0521	14	1.671	.66	ST	MPB	3/8 - 3/4
PB15L075	7823-1527	15	1.790	.77	ST	MPB	1/2 - 7/8
PB16L075	7823-0531	16	1.910	.90	ST	MPB	1/2 - 1 1/8
PB17L075	7823-0536	17	2.029	.99	ST	MPB	1/2 - 1 1/8
TL18L075	7881-7002	18	2.149	.50	ST	1108	1/2 - 1 1/8
PB19L075	7823-0546	19	2.268	1.30	ST	MPB	5/8 - 7/8
TL20L075	7881-7005	20	2.387	.68	ST	1108	1/2 - 1 1/8
PB21L075	7823-0556	21	2.507	1.64	ST	MPB	5/8 - 1 1/4
TL22L075	7881-7008	22	2.626	.97	ST	1108	1/2 - 1 1/8
TL24L075	7881-7011	24	2.865	1.00	ST	1210	1/2 - 1 1/4
TL26L075	7881-7014	26	3.104	1.20	ST	1210	1/2 - 1 1/4
TL28L075	7881-7017	28	3.342	1.20	DI	1610	1/2 - 1 5/8
TL30L075	7881-7020	30	3.581	1.50	DI	1610	1/2 - 1 5/8
TL32L075	7881-7023	32	3.820	1.90	DI	1610	1/2 - 1 5/8
PB36L075	7823-1528	36	4.297	5.14	DI	MPB	1/2 - 2 5/16
TL40L075	7881-7059	40	4.775	3.37	DI	2012	1/2 - 2 1/8
TL48L075	7881-7060	48	5.730	3.20	DI	2012	1/2 - 2 1/8
TL60L075	7881-7061	60	7.162	4.90	DI	2012	1/2 - 2 1/8
TL72L075	7881-7062	72	8.594	7.00	DI	2012	1/2 - 2 1/8
TL84L075	7881-7063	84	10.027	9.00	GI	2517	1/2 - 2 11/16

3/8" Pitch (.375"/L) - Light Duty — For Belts 1" Wide

Part No.	Product No.	Number of Grooves	Pitch Diameter (in)	Weight (Lbs.)	Material	Bore or Bushing	Bore Range (in)
PB13L100	7823-1529	13	1.552	.69	ST	MPB	3/8 - 3/4
PB14L100	7823-0721	14	1.671	.79	ST	MPB	3/8 - 3/4
PB15L100	7823-1530	15	1.790	.92	ST	MPB	1/2 - 7/8
PB16L100	7823-0731	16	1.910	1.10	ST	MPB	1/2 - 1
PB17L100	7823-0736	17	2.029	1.19	ST	MPB	1/2 - 1
TL18L100	7881-7003	18	2.149	.75	ST	1108	1/2 - 1 1/8
PB19L100	7823-0746	19	2.268	1.55	ST	MPB	5/8 - 7/8
TL20L100	7881-7006	20	2.387	1.00	ST	1108	1/2 - 1
PB21L100	7823-0756	21	2.507	1.93	ST	MPB	5/8 - 1 1/4
TL22L100	7881-7009	22	2.626	1.30	ST	1108	1/2 - 1 1/8
TL24L100	7881-7012	24	2.865	1.30	ST	1210	1/2 - 1 1/4
TL26L100	7881-7015	26	3.104	1.70	ST	1210	1/2 - 1 1/4
TL28L100	7881-7018	28	3.342	1.30	DI	1610	1/2 - 1 5/8
TL30L100	7881-7021	30	3.581	2.20	DI	1610	1/2 - 1 5/8
TL32L100	7881-7024	32	3.820	2.70	DI	1610	1/2 - 1 5/8
PB36L100	7823-1532	36	4.297	6.07	ST	MPB	1/2 - 2 5/16
TL40L100	7881-7064	40	4.775	4.06	DI	2012	1/2 - 2 1/8
TL48L100	7881-7065	48	5.730	5.10	DI	2012	1/2 - 2 1/8
TL60L100	7881-7066	60	7.162	6.00	DI	2012	1/2 - 2 1/8
TL72L100	7881-7067	72	8.594	12.89	DI	2012	1/2 - 2 1/8
TL84L100	7881-7068	84	10.027	10.00	GI	2517	1/2 - 2 11/16

Product No. Series 7881

1/2" Pitch (.500"/H) - Heavy Duty — For Belts 3/4" and 1" Wide

Part No.	Product No.	Number of Grooves	Pitch Diameter (in)	Weight (Lbs.)	Material	Bore or Bushing	Bore Range (in)
TL14H100	7881-7025	14	2.228	.80	ST	1108	1/2 - 1 1/8
TL16H100	7881-7027	16	2.546	1.30	ST	1108	1/2 - 1 1/8

PowerGrip® Timing Pulleys

Product No. Series 7881 (continued)

1/2" Pitch (.500"/H) - Heavy Duty — For Belts 3/4" and 1" Wide (continued)

Part No.	Product No.	Number of Grooves	Pitch Diameter (in)	Weight (Lbs.)	Material	Bore or Bushing	Bore Range (in)
TL18H100	7881-7030	18	2.865	1.20	ST	1210	1/2 - 1 1/4
TL20H100	7881-7034	20	3.183	1.70	DI	1210	1/2 - 1 1/4
TL22H100	7881-7038	22	3.501	1.80	DI	1610	1/2 - 1 5/8
TL24H100	7881-7041	24	3.820	2.30	DI	1610	1/2 - 1 5/8
TL26H100	7881-7045	26	4.138	2.20	DI	2012	1/2 - 2 1/8
TL28H100	7881-7049	28	4.456	2.80	DI	2012	1/2 - 1 5/8
TL30H100	7881-7069	30	4.775	4.20	DI	2012	1/2 - 2 1/8
TL32H100	7881-7070	32	5.093	4.10	DI	2517	1/2 - 2 11/16
TL40H100	7881-7071	40	6.366	7.80	DI	2517	1/2 - 2 11/16
TL48H100	7881-7072	48	7.639	12.10	DI	2517	1/2 - 2 11/16
TL60H100	7881-7073	60	9.549	10.30	GI	3020	7/8 - 3 1/4
TL72H100	7881-7074	72	11.459	25.00	GI	3020	7/8 - 3 1/4
TL84H100	7881-7075	84	13.369	29.00	GI	3020	7/8 - 3 1/4
TL96H100	7881-7076	96	15.279	35.00	GI	3020	7/8 - 3 1/4
TL120H100	7881-7077	120	19.099	42.00	GI	3020	7/8 - 3 1/4

1/2" Pitch (.500"/H) - Heavy Duty — For Belts 1 1/2" Wide

Part No.	Product No.	Number of Grooves	Pitch Diameter (in)	Weight (Lbs.)	Material	Bore or Bushing	Bore Range (in)
TL14H150	7881-7026	14	2.228	1.00	ST	1008	1/2 - 1 1/8
TL16H150	7881-7028	16	2.546	1.50	ST	1008	1/2 - 1 1/8
TL18H150	7881-7031	18	2.865	1.60	ST	1215	1/2 - 1 1/4
TL20H150	7881-7035	20	3.183	2.20	DI	1215	1/2 - 1 1/4
TL22H150	7881-7053	22	3.501	2.35	DI	1615	1/2 - 1 5/8
TL24H150	7881-7042	24	3.820	2.20	DI	2012	1/2 - 1 5/8
TL26H150	7881-7046	26	4.138	3.20	DI	2012	1/2 - 2 1/8
TL28H150	7881-7050	28	4.456	4.10	DI	2012	1/2 - 2 1/8
TL30H150	7881-7078	30	4.775	4.60	DI	2012	1/2 - 2 1/8
TL32H150	7881-7079	32	5.093	4.60	DI	2517	1/2 - 2 11/16
TL40H150	7881-7080	40	6.366	8.60	DI	2517	1/2 - 2 11/16
TL48H150	7881-7081	48	7.639	13.60	DI	2517	1/2 - 2 11/16
TL60H150	7881-7082	60	9.549	12.30	GI	3020	7/8 - 3 1/4
TL72H150	7881-7083	72	11.459	27.00	GI	3020	7/8 - 3 1/4
TL84H150	7881-7084	84	13.369	32.00	GI	3020	7/8 - 3 1/4
TL96H150	7881-7085	96	15.279	38.00	GI	3020	7/8 - 3 1/4
TL120H150	7881-7086	120	19.099	50.00	GI	3020	7/8 - 3 1/4

1/2" Pitch (.500"/H) - Heavy Duty — For Belts 2" Wide

Part No.	Product No.	Number of Grooves	Pitch Diameter (in)	Weight (Lbs.)	Material	Bore or Bushing	Bore Range (in)
TL16H200	7881-7029	16	2.546	1.90	ST	1008	1/2 - 1
TL18H200	7881-7032	18	2.865	1.80	ST	1215	1/2 - 1 1/4
TL20H200	7881-7036	20	3.183	2.60	DI	1215	1/2 - 1 1/4
TL22H200	7881-7039	22	3.501	2.80	DI	1615	1/2 - 1 5/8
TL24H200	7881-7043	24	3.820	2.60	DI	2012	1/2 - 2 1/8
TL26H200	7881-7047	26	4.138	3.79	DI	2012	1/2 - 2 1/8
TL28H200	7881-7051	28	4.456	5.40	DI	2012	1/2 - 2 1/8
TL30H200	7881-7087	30	4.775	5.50	DI	2012	1/2 - 2 1/8
TL32H200	7881-7088	32	5.093	5.50	DI	2517	1/2 - 2 11/16
TL40H200	7881-7089	40	6.366	9.90	DI	2517	1/2 - 2 11/16
TL48H200	7881-7090	48	7.639	14.30	DI	3020	1/2 - 2 11/16
TL60H200	7881-7091	60	9.549	25.00	GI	3020	7/8 - 3 1/4
TL72H200	7881-7092	72	11.459	25.00	GI	3020	7/8 - 3 1/4
TL84H200	7881-7093	84	13.369	36.00	GI	3020	7/8 - 3 1/4

PowerGrip® Timing Pulleys

SYNCHRONOUS METAL

Product No. Series 7881 (continued)

1/2" Pitch (.500"/H) - Heavy Duty — For Belts 2" Wide (continued)

Part No.	Product No.	Number of Grooves	Pitch Diameter (in)	Weight (Lbs.)	Material	Bore or Bushing	Bore Range (in)
TL96H200	7881-7094	96	15.279	52.00	GI	3535	7/8 - 3 1/4
TL120H200	7881-7095	120	19.099	55.00	GI	3020	7/8 - 3 1/4

1/2" Pitch (.500"/H) - Heavy Duty — For Belts 3" Wide

Part No.	Product No.	Number of Grooves	Pitch Diameter (in)	Weight (Lbs.)	Material	Bore or Bushing	Bore Range (in)
TL16H300	7881-7096	16	2.546	2.50	ST	1108	1/2 - 1 1/8
TL18H300	7881-7033	18	2.865	2.60	ST	1215	1/2 - 1 1/4
TL20H300	7881-7037	20	3.183	3.90	DI	1215	1/2 - 1 1/4
TL22H300	7881-7040	22	3.501	4.00	DI	1615	1/2 - 1 5/8
TL24H300	7881-7044	24	3.820	4.30	DI	2012	1/2 - 2 1/8
TL26H300	7881-7048	26	4.138	5.40	DI	2012	1/2 - 2 1/8
TL28H300	7881-7052	28	4.456	7.60	DI	2012	1/2 - 2 1/8
TL30H300	7881-7097	30	4.775	7.00	DI	2012	1/2 - 2 1/8
TL32H300	7881-7098	32	5.093	7.40	DI	2517	1/2 - 2 11/16
TL40H300	7881-7099	40	6.366	12.10	DI	2517	1/2 - 2 11/16
TL48H300	7881-7100	48	7.639	16.30	DI	3020	7/8 - 3 1/3
TL60H300	7881-7101	60	9.549	26.00	GI	3020	7/8 - 3 1/4
TL72H300	7881-7102	72	11.459	41.00	GI	3020	7/8 - 3 1/4
TL84H300	7881-7103	84	13.369	42.00	GI	3020	7/8 - 3 1/4
TL96H300	7881-7104	96	15.279	77.00	GI	3535	7/8 - 3 1/4
TL120H300	7881-7105	120	19.099	82.00	GI	3535	7/8 - 3 1/4

Clamping Plates for Long-Length Belting

Markets/Applications

Use with Synchronous long-length belting including Poly Chain® GT® Carbon™, PowerGrip® GT2, PowerGrip Timing and HTD®


Features/Advantages

- Clamping Plates allow maximum clamping strength for long-length belting used in linear drives.
- Clamping Plates are aluminum.
- Bolts are included.

Notes

Gates Clamping Plates are standard non-stock. Contact customer service for availability.

Additional products available. Contact Made-to-Order Metals at makemymetal@gates.com.



SYNCHRONOUS METAL

Product No. Series 7887

Poly Chain®

Part No.	Product No.	Pitch	Belt Width (mm)	Wt. Ea. (lbs)
CP-12-8MGT	7887-0215	8MGT	12	.51
CP-21-8MGT	7887-0216	8MGT	21	.62
CP-36-8MGT	7887-0217	8MGT	36	.81
CP-20-14MGT	7887-0218	14MGT	20	1.56
CP-37-14MGT	7887-0219	14MGT	37	2.65

PowerGrip® HTD®

Part No.	Product No.	Pitch	Belt Width (mm)	Wt. Ea. (lbs)
CP-09-5HTD	7887-0057	5M	9	.15
CP-15-5HTD	7887-0058	5M	15	.15
CP-25-5HTD	7887-0059	5M	25	.22
CP-20-8HTD	7887-0066	8M	20	.60
CP-30-8HTD	7887-0068	8M	30	.73
CP-50-8HTD	7887-0069	8M	50	.99
CP-85-8HTD	7887-0070	8M	85	1.44
CP-25-14HTD	7887-0072	14M	25	1.70
CP-40-14HTD	7887-0073	14M	40	2.17
CP-55-14HTD	7887-0074	14M	55	2.59
CP-85-14HTD	7887-0075	14M	85	3.49
CP-100-14HTD	7887-0076	14M	100	3.91
CP-115-14HTD	7887-0077	14M	115	4.35
CP-170-14HTD	7887-0078	14M	170	5.97

PowerGrip® GT®2

Part No.	Product No.	Pitch	Belt Width (mm)	Wt. Ea. (lbs)
CP-04-2MR	7887-0200	2MR	4	.01
CP-06-2MR	7887-0201	2MR	6	.01
CP-09-2MR	7887-0202	2MR	9	.02
CP-06-3MR	7887-0203	3MR	6	.04
CP-09-3MR	7887-0204	3MR	9	.01
CP-15-3MR	7887-0205	3MR	15	.05
CP-09-5MR	7887-0206	5MR	9	.13
CP-15-5MR	7887-0207	5MR	15	.16
CP-20-8MR	7887-0209	8MR	20	.60
CP-30-8MR	7887-0210	8MR	30	.73
CP-50-8MR	7887-0211	8MR	50	.98

PowerGrip® Timing

Part No.	Product No.	Pitch	Belt Width (in)	Wt. Ea. (lbs)
CP-025-XL	7887-0079	XL	.250	.12
CP-037-XL	7887-0081	XL	.375	.14
CP-050-XL	7887-0082	XL	.500	.14
CP-037-L	7887-0087	L	.375	.54
CP-050-L	7887-0088	L	.500	.58
CP-075-L	7887-0089	L	.750	.67
CP-100-L	7887-0090	L	1.000	.77
CP-050-H	7887-0096	H	.500	1.14
CP-075-H	7887-0097	H	.750	1.31
CP-100-H	7887-0098	H	1.000	1.48
CP-150-H	7887-0099	H	1.500	1.82
CP-200-H	7887-0100	H	2.000	2.15
CP-300-H	7887-0101	H	3.000	2.83

Draftguard® Anti-Rotation Device

Draftguard Anti-Rotation Device Fan drives can rotate backwards when they are turned off, generally by reason of air movement across the fan blades. Draftguard anti-rotation device secures the drive from spinning backwards during maintenance operations as well as protects the entire system from extreme shock loads during start-up, causing unnecessary wear of the motor components and potential belt breakage.



Markets/Applications

Ideal for any V-belt or synchronous belt drive system where back-drafting or wind-milling is an issue or safety concern.

Features/Advantages

- Designed with mounting holes for bushings including QD® (E, F and J) and Taper-Lock® (3020, 3525, 3535, 4030) commonly found on ACHE belt drive systems.
- Maintenance-free bearings greased-for-life assembly.
- Small investment to mitigate risk to employees and equipment.

Notes

Details shown which do not affect drive function or overall weight may be changed without notification.

Product No. Series 7814

Part No.	Product No.	Weight (Lbs.)
Draftguard Clutch	7814-0006	8.10
Draftguard Flange Assy	7814-0003	2.00
Draftguard Kit	7814-0004	20.00
Draftguard Locking Ring	7814-0007	1.70
Draftguard Spacer 3020	7814-0001	.90
Draftguard Spacer 3525/3535/4030	7814-0002	1.50
Draftguard Torque Arm	7814-0005	2.00

Super HC® Sheaves - QD®

Markets/Applications

Use with Super® HC® and Super HC PowerBand® belts.

Features/Advantages

- Full split in bushing allows easy installation and removal.
- Precise sheave design produces positive, press fit to shaft.
- Narrower sheave design is precision manufactured, static balanced and transmits higher horsepower.

Notes

Sheaves and bushings must be ordered separately.

Details shown which do not affect drive function or overall weight may be changed without notification.

WARNING: Do NOT use these sheaves with rim speeds in excess of 6,500 fpm.



HEAVY DUTY V-BELT METAL

Product No. Series 7872 & 7873

3V Section

Part No.	Product No.	Number of Grooves	Bushing	Bore Range Max. (in)	Face Width (in)	Weight (Lbs.)
QD1/3V2.20	7872-1022	1	JA	1 3/16	11/16	.63
QD2/3V2.20	7872-2022	2	JA	1 3/16	1 3/32	.80
⁶ QD1/3V2.35	7872-1023	1	JA	1 3/16	11/16	.80
QD2/3V2.35	7872-2023	2	JA	1 3/16	1 3/32	.96
QD1/3V2.50	7872-1025	1	JA	1 3/16	11/16	.97
QD2/3V2.50	7872-2025	2	JA	1 3/16	1 3/32	1.18
QD3/3V2.50	7872-3025	3	JA	1 3/16	1 1/2	1.35
QD1/3V2.65	7872-1026	1	JA	1 3/16	11/16	.78
QD2/3V2.65	7872-2026	2	JA	1 3/16	1 3/32	.62
QD3/3V2.65	7872-3026	3	JA	1 3/16	1 1/2	1.16
QD4/3V2.65	7872-4026	4	JA	1 3/16	1 29/32	1.42
QD1/3V2.80	7872-1028	1	JA	1 3/16	11/16	.92
QD2/3V2.80	7872-2028	2	JA	1 3/16	1 3/32	.79
QD3/3V2.80	7872-3028	3	JA	1 3/16	1 1/2	1.36
QD4/3V2.80	7872-4028	4	JA	1 3/16	1 29/32	1.68
QD1/3V3.00	7872-1030	1	JA	1 3/16	11/16	1.18
QD2/3V3.00	7872-2030	2	JA	1 3/16	1 3/32	1.01
QD3/3V3.00	7872-3030	3	SH	1 5/8	1 1/2	1.86
QD4/3V3.00	7872-4030	4	SH	1 5/8	1 29/32	2.03
QD1/3V3.15	7872-1031	1	JA	1 3/16	11/16	1.32
QD2/3V3.15	7872-2031	2	JA	1 3/16	1 3/32	1.18
QD3/3V3.15	7872-3031	3	SH	1 5/8	1 1/2	2.25
QD4/3V3.15	7872-4031	4	SH	1 5/8	1 29/32	2.42
QD1/3V3.35	7872-1033	1	JA	1 3/16	11/16	1.60
QD2/3V3.35	7872-2033	2	SH	1 5/8	1 3/32	1.00
QD3/3V3.35	7872-3033	3	SH	1 5/8	1 1/2	1.51
QD4/3V3.35	7872-4033	4	SH	1 5/8	1 29/32	2.23
QD1/3V3.65	7872-1036	1	SH	1 5/8	11/16	1.59
QD2/3V3.65	7872-2036	2	SH	1 5/8	1 3/32	1.41
QD3/3V3.65	7872-3036	3	SH	1 5/8	1 1/2	2.12
QD4/3V3.65	7872-4036	4	SH	1 5/8	1 29/32	2.16
QD1/3V4.12	7872-1041	1	SH	1 5/8	11/16	2.06
QD2/3V4.12	7872-2041	2	SH	1 5/8	1 3/32	2.26
QD3/3V4.12	7872-3041	3	SH	1 5/8	1 1/2	2.64
QD4/3V4.12	7872-4041	4	SH	1 5/8	1 29/32	3.05
QD1/3V4.50	7872-1045	1	SH	1 5/8	11/16	2.60
QD2/3V4.50	7872-2045	2	SH	1 5/8	1 3/32	2.81
QD3/3V4.50	7872-3045	3	SDS	1 15/16	1 1/2	3.00
QD4/3V4.50	7872-4045	4	SDS	1 15/16	1 29/32	3.47
QD1/3V4.75	7872-1047	1	SH	1 5/8	11/16	3.00
QD2/3V4.75	7872-2047	2	SH	1 5/8	1 3/32	3.21
QD3/3V4.75	7872-3047	3	SDS	1 15/16	1 1/2	3.38
QD4/3V4.75	7872-4047	4	SDS	1 15/16	1 29/32	4.04

⁶ Standard/Non-Stock item. Check with Customer Service for availability.

Super HC[®] Sheaves - QD[®]

Product No. Series 7872 & 7873 (continued)
3V Section (continued)

HEAVY DUTY V-BELT METAL

Part No.	Product No.	Number of Grooves	Bushing	Bore Range Max. (in)	Face Width (in)	Weight (Lbs.)
QD5/3V4.75	7872-5047	5	SDS	1 15/16	2 5/16	4.33
QD6/3V4.75	7872-6047	6	SK	2 1/2	2 23/32	5.28
QD8/3V4.75	7872-8047	8	SK	2 1/2	3 17/32	6.94
QD10/3V4.75	7873-0047	10	SK	2 1/2	4 11/32	7.42
QD1/3V5.00	7872-1050	1	SH	1 5/8	11/16	3.30
QD2/3V5.00	7872-2050	2	SH	1 5/8	1 3/32	3.64
QD3/3V5.00	7872-3050	3	SDS	1 15/16	1 1/2	3.92
QD4/3V5.00	7872-4050	4	SDS	1 15/16	1 29/32	4.59
QD5/3V5.00	7872-5050	5	SDS	1 15/16	2 5/16	5.15
QD6/3V5.00	7872-6050	6	SK	2 1/2	2 23/32	6.09
QD8/3V5.00	7872-8050	8	SK	2 1/2	3 17/32	7.47
QD10/3V5.00	7873-0050	10	SK	2 1/2	4 11/32	8.67
QD1/3V5.30	7872-1053	1	SH	1 5/8	11/16	3.79
QD2/3V5.30	7872-2053	2	SH	1 5/8	1 3/32	4.18
QD3/3V5.30	7872-3053	3	SDS	1 15/16	1 1/2	4.51
QD4/3V5.30	7872-4053	4	SDS	1 15/16	1 29/32	5.22
QD5/3V5.30	7872-5053	5	SK	2 1/2	2 5/16	5.99
QD6/3V5.30	7872-6053	6	SK	2 1/2	2 23/32	6.60
QD8/3V5.30	7872-8053	8	SK	2 1/2	3 17/32	7.55
QD10/3V5.30	7873-0053	10	SK	2 1/2	4 11/32	8.74
QD1/3V5.60	7872-1056	1	SH	1 5/8	11/16	4.35
QD2/3V5.60	7872-2056	2	SH	1 5/8	1 3/32	4.69
QD3/3V5.60	7872-3056	3	SDS	1 15/16	1 1/2	4.98
QD4/3V5.60	7872-4056	4	SDS	1 15/16	1 29/32	5.64
QD5/3V5.60	7872-5056	5	SK	2 1/2	2 5/16	6.99
QD6/3V5.60	7872-6056	6	SK	2 1/2	2 23/32	7.69
QD8/3V5.60	7872-8056	8	SK	2 1/2	3 17/32	9.35
QD10/3V5.60	7873-0056	10	SK	2 1/2	4 11/32	11.00
QD1/3V6.00	7872-1060	1	SH	1 5/8	11/16	5.05
QD2/3V6.00	7872-2060	2	SH	1 5/8	1 3/32	5.70
QD3/3V6.00	7872-3060	3	SDS	1 15/16	1 1/2	7.10
QD4/3V6.00	7872-4060	4	SK	2 1/2	1 29/32	7.93
QD5/3V6.00	7872-5060	5	SK	2 1/2	2 5/16	9.11
QD6/3V6.00	7872-6060	6	SK	2 1/2	2 23/32	10.15
QD8/3V6.00	7872-8060	8	SK	2 1/2	3 17/32	10.00
QD10/3V6.00	7873-0060	10	SK	2 1/2	4 11/32	11.39
QD1/3V6.50	7872-1065	1	SH	1 5/8	11/16	6.10
QD2/3V6.50	7872-2065	2	SDS	1 5/8	1 3/32	6.46
QD3/3V6.50	7872-3065	3	SDS	1 15/16	1 1/2	8.20
QD4/3V6.50	7872-4065	4	SK	2 1/2	1 29/32	9.61
QD5/3V6.50	7872-5065	5	SK	2 1/2	2 5/16	10.72
QD6/3V6.50	7872-6065	6	SK	2 1/2	2 23/32	11.77
QD8/3V6.50	7872-8065	8	SK	2 1/2	3 17/32	14.35
⁶ QD10/3V6.50	7873-0065	10	SK	2 1/2	4 11/32	14.32
QD1/3V6.90	7872-1069	1	SH	1 5/8	11/16	6.93
QD2/3V6.90	7872-2069	2	SDS	1 5/8	1 3/32	7.28
QD3/3V6.90	7872-3069	3	SDS	1 15/16	1 1/2	8.91
QD4/3V6.90	7872-4069	4	SK	2 1/2	1 29/32	11.08
QD5/3V6.90	7872-5069	5	SK	2 1/2	2 5/16	13.04
QD6/3V6.90	7872-6069	6	SK	2 1/2	2 23/32	14.51
QD8/3V6.90	7872-8069	8	SK	2 1/2	3 17/32	14.09
QD10/3V6.90	7873-0069	10	SK	2 1/2	4 11/32	16.40
QD1/3V8.00	7872-1080	1	SDS	1 15/16	11/16	8.21
QD2/3V8.00	7872-2080	2	SDS	1 15/16	1 3/32	10.03
QD3/3V8.00	7872-3080	3	SK	2 1/2	1 1/2	14.44
QD4/3V8.00	7872-4080	4	SK	2 1/2	1 29/32	16.56
QD5/3V8.00	7872-5080	5	SK	2 1/2	2 5/16	17.99
QD6/3V8.00	7872-6080	6	SK	2 1/2	2 23/32	16.93
QD8/3V8.00	7872-8080	8	SF	2 15/16	3 17/32	19.68

⁶ Standard/Non-Stock item. Check with Customer Service for availability.

Super HC[®] Sheaves - QD[®]

Product No. Series 7872 & 7873 (continued) 3V Section (continued)

Part No.	Product No.	Number of Grooves	Bushing	Bore Range Max. (in)	Face Width (in)	Weight (Lbs.)
QD10/3V8.00	7873-0080	10	SF	2 15/16	4 11/32	19.00
QD1/3V10.60	7872-1106	1	SDS	1 15/16	11/16	14.13
QD2/3V10.60	7872-2106	2	SK	1 15/16	1 3/32	19.80
QD3/3V10.60	7872-3106	3	SK	2 1/2	1 1/2	16.10
QD4/3V10.60	7872-4106	4	SK	2 1/2	1 29/32	17.29
QD5/3V10.60	7872-5106	5	SK	2 1/2	2 5/16	32.74
QD6/3V10.60	7872-6106	6	SF	2 15/16	2 23/32	35.49
QD8/3V10.60	7872-8106	8	SF	2 15/16	3 17/32	24.87
QD10/3V10.60	7873-0106	10	E	3 1/2	4 11/32	31.29
QD1/3V14.00	7872-1140	1	SK	2 1/2	11/16	17.53
QD2/3V14.00	7872-2140	2	SK	2 1/2	1 3/32	14.82
QD3/3V14.00	7872-3140	3	SK	2 1/2	1 1/2	20.33
QD4/3V14.00	7872-4140	4	SK	2 1/2	1 29/32	26.13
QD5/3V14.00	7872-5140	5	SF	2 15/16	2 5/16	30.47
QD6/3V14.00	7872-6140	6	SF	2 15/16	2 23/32	33.26
QD8/3V14.00	7872-8140	8	E	3 1/2	3 17/32	45.54
QD10/3V14.00	7873-0140	10	E	3 1/2	4 11/32	49.70
QD1/3V19.00	7872-1190	1	SK	2 1/2	11/16	34.81
QD2/3V19.00	7872-2190	2	SK	2 1/2	1 3/32	35.06
QD3/3V19.00	7872-3190	3	SF	2 15/16	1 1/2	34.30
QD4/3V19.00	7872-4190	4	SF	2 15/16	1 29/32	36.99
QD5/3V19.00	7872-5190	5	SF	2 15/16	2 5/16	43.65
QD6/3V19.00	7872-6190	6	E	3 1/2	2 23/32	50.77
⁶ QD8/3V19.00	7872-8190	8	E	3 1/2	3 17/32	60.75
QD10/3V19.00	7873-0190	10	E	3 1/2	4 11/32	72.30
QD2/3V25.00	7872-2250	2	SF	2 15/16	1 3/32	33.75
QD3/3V25.00	7872-3250	3	SF	2 15/16	1 1/2	51.50
QD4/3V25.00	7872-4250	4	SF	2 15/16	1 29/32	49.00
QD5/3V25.00	7872-5250	5	E	3 1/2	2 5/16	68.00
QD6/3V25.00	7872-6250	6	E	3 1/2	2 23/32	66.50
QD8/3V25.00	7872-8250	8	E	3 1/2	3 17/32	84.50
QD10/3V25.00	7873-0250	10	F	3 15/16	4 11/32	98.60
⁶ QD3/3V33.50	7872-3335	3	SF	2 15/16	1 1/2	75.50
QD4/3V33.50	7872-4335	4	E	3 1/2	1 29/32	96.00
QD5/3V33.50	7872-5335	5	E	3 1/2	2 5/16	97.50
QD6/3V33.50	7872-6335	6	E	3 1/2	2 23/32	105.00
QD8/3V33.50	7872-8335	8	F	3 15/16	3 17/32	137.00
QD10/3V33.50	7873-0335	10	F	3 15/16	4 11/32	178.00

HEAVY DUTY V-BELT METAL

Product No. Series 7874 & 7875 5V Section

Part No.	Product No.	Number of Grooves	Bushing	Bore Range Max. (in)	Face Width (in)	Weight (Lbs.)
QD2/5V4.40	7874-2044	2	SH	1 5/8	1 11/16	3.27
QD3/5V4.40	7874-3044	3	SDS	1 15/16	2 3/8	4.41
QD4/5V4.40	7874-4044	4	SD	1 15/16	3 1/16	5.53
QD5/5V4.40	7874-5044	5	SD	1 15/16	3 3/4	6.42
⁶ QD6/5V4.40	7874-6044	6	SD	1 15/16	4 7/16	7.45
QD2/5V4.65	7874-2046	2	SDS	1 15/16	1 11/16	4.16
QD3/5V4.65	7874-3046	3	SDS	1 15/16	2 3/8	4.51
QD4/5V4.65	7874-4046	4	SD	1 15/16	3 1/16	6.70
⁶ QD5/5V4.65	7874-5046	5	SD	1 15/16	3 3/4	7.94
⁶ QD6/5V4.65	7874-6046	6	SD	1 15/16	4 7/16	8.54
QD2/5V4.90	7874-2049	2	SDS	1 15/16	1 11/16	3.95
QD3/5V4.90	7874-3049	3	SDS	1 15/16	2 3/8	5.00
QD4/5V4.90	7874-4049	4	SD	1 15/16	3 1/16	6.60

⁶ Standard/Non-Stock item. Check with Customer Service for availability.

Super HC[®] Sheaves - QD[®]

Product No. Series 7874 & 7875 (continued)

5V Section (continued)

HEAVY DUTY V-BELT METAL

Part No.	Product No.	Number of Grooves	Bushing	Bore Range Max. (in)	Face Width (in)	Weight (Lbs.)
⁶ QD5/5V4.90	7874-5049	5	SD	1 15/16	3 3/4	8.58
QD6/5V4.90	7874-6049	6	SD	1 15/16	4 7/16	10.32
QD2/5V5.20	7874-2052	2	SDS	1 15/16	1 11/16	4.55
QD3/5V5.20	7874-3052	3	SDS	1 15/16	2 3/8	5.79
QD4/5V5.20	7874-4052	4	SD	1 15/16	3 1/16	7.70
QD5/5V5.20	7874-5052	5	SD	1 15/16	3 3/4	8.69
QD6/5V5.20	7874-6052	6	SD	1 15/16	4 7/16	10.28
QD2/5V5.50	7874-2055	2	SDS	1 15/16	1 11/16	5.15
QD3/5V5.50	7874-3055	3	SDS	1 15/16	2 3/8	6.47
QD4/5V5.50	7874-4055	4	SD	1 15/16	3 1/16	9.15
QD5/5V5.50	7874-5055	5	SD	1 15/16	3 3/4	10.24
⁶ QD6/5V5.50	7874-6055	6	SD	1 15/16	4 7/16	11.53
QD2/5V5.90	7874-2059	2	SDS	1 15/16	1 11/16	6.16
QD3/5V5.90	7874-3059	3	SDS	1 15/16	2 3/8	7.87
QD4/5V5.90	7874-4059	4	SD	1 15/16	3 1/16	10.25
QD5/5V5.90	7874-5059	5	SK	2 1/2	3 3/4	10.82
QD6/5V5.90	7874-6059	6	SK	2 1/2	4 7/16	12.30
QD2/5V6.30	7874-2063	2	SK	2 1/2	1 11/16	7.60
QD3/5V6.30	7874-3063	3	SK	2 1/2	2 3/8	9.57
QD4/5V6.30	7874-4063	4	SK	2 1/2	3 1/16	11.01
QD5/5V6.30	7874-5063	5	SK	2 1/2	3 3/4	12.70
QD6/5V6.30	7874-6063	6	SK	2 1/2	4 7/16	14.17
QD2/5V6.70	7874-2067	2	SK	2 1/2	1 11/16	8.96
QD3/5V6.70	7874-3067	3	SK	2 1/2	2 3/8	10.62
QD4/5V6.70	7874-4067	4	SK	2 1/2	3 1/16	12.33
QD5/5V6.70	7874-5067	5	SF	2 15/16	3 3/4	13.84
QD6/5V6.70	7874-6067	6	SF	2 15/16	4 7/16	16.00
QD2/5V7.10	7874-2071	2	SK	2 1/2	1 11/16	10.31
QD3/5V7.10	7874-3071	3	SF	2 15/16	2 3/8	12.35
QD4/5V7.10	7874-4071	4	SF	2 15/16	3 1/16	14.82
QD5/5V7.10	7874-5071	5	SF	2 15/16	3 3/4	16.74
QD6/5V7.10	7874-6071	6	SF	2 15/16	4 7/16	17.79
QD7/5V7.10	7874-7071	7	SF	2 15/16	5 1/8	18.80
QD8/5V7.10	7874-8071	8	SF	2 15/16	5 13/16	21.78
QD2/5V7.50	7874-2075	2	SK	2 1/2	1 11/16	11.77
QD3/5V7.50	7874-3075	3	SF	2 15/16	2 3/8	13.23
QD4/5V7.50	7874-4075	4	SF	2 15/16	3 1/16	15.34
QD5/5V7.50	7874-5075	5	SF	2 15/16	3 3/4	17.98
QD6/5V7.50	7874-6075	6	SF	2 15/16	4 7/16	21.74
QD7/5V7.50	7874-7075	7	SF	2 15/16	5 1/8	22.00
QD8/5V7.50	7874-8075	8	SF	2 15/16	5 13/16	28.04
QD2/5V8.00	7874-2080	2	SK	2 1/2	1 11/16	14.21
QD3/5V8.00	7874-3080	3	SF	2 15/16	2 3/8	16.68
QD4/5V8.00	7874-4080	4	E	3 1/2	3 1/16	18.10
QD5/5V8.00	7874-5080	5	E	3 1/2	3 3/4	20.22
QD6/5V8.00	7874-6080	6	E	3 1/2	4 7/16	22.57
QD7/5V8.00	7874-7080	7	E	3 1/2	5 1/8	25.00
QD8/5V8.00	7874-8080	8	E	3 1/2	5 13/16	27.48
QD9/5V8.00	7874-9080	9	E	3 1/2	6 1/2	29.00
QD10/5V8.00	7875-0080	10	E	3 1/2	7 3/16	31.41
QD2/5V8.50	7874-2085	2	SK	2 1/2	1 11/16	13.07
QD3/5V8.50	7874-3085	3	SF	2 15/16	2 3/8	17.78
QD4/5V8.50	7874-4085	4	E	3 1/2	3 1/16	20.84
QD5/5V8.50	7874-5085	5	E	3 1/2	3 3/4	24.35
QD6/5V8.50	7874-6085	6	E	3 1/2	4 7/16	27.39
QD7/5V8.50	7874-7085	7	E	3 1/2	5 1/8	28.00
QD8/5V8.50	7874-8085	8	E	3 1/2	5 13/16	36.55
QD9/5V8.50	7874-9085	9	E	3 1/2	6 1/2	33.00
QD10/5V8.50	7875-0085	10	E	3 1/2	7 3/16	42.44

⁶ Standard/Non-Stock item. Check with Customer Service for availability.

Super HC[®] Sheaves - QD[®]

Product No. Series 7874 & 7875 (continued)
5V Section (continued)

Part No.	Product No.	Number of Grooves	Bushing	Bore Range Max. (in)	Face Width (in)	Weight (Lbs.)
QD2/5V9.00	7874-2090	2	SK	2 1/2	1 11/16	15.80
QD3/5V9.00	7874-3090	3	SF	2 15/16	2 3/8	21.88
QD4/5V9.00	7874-4090	4	E	3 1/2	3 1/16	25.95
QD5/5V9.00	7874-5090	5	E	3 1/2	3 3/4	26.75
QD6/5V9.00	7874-6090	6	E	3 1/2	4 7/16	29.85
QD7/5V9.00	7874-7090	7	E	3 1/2	5 1/8	32.00
QD8/5V9.00	7874-8090	8	E	3 1/2	5 13/16	34.74
QD9/5V9.00	7874-9090	9	E	3 1/2	6 1/2	37.00
QD10/5V9.00	7875-0090	10	F	3 15/16	7 3/16	43.66
QD2/5V9.25	7874-2092	2	SK	2 1/2	1 11/16	19.45
QD3/5V9.25	7874-3092	3	SF	2 15/16	2 3/8	21.30
QD4/5V9.25	7874-4092	4	E	3 1/2	3 1/16	25.87
QD5/5V9.25	7874-5092	5	E	3 1/2	3 3/4	28.32
QD6/5V9.25	7874-6092	6	E	3 1/2	4 7/16	31.26
QD7/5V9.25	7874-7092	7	E	3 1/2	5 1/8	33.00
QD8/5V9.25	7874-8092	8	F	3 15/16	5 13/16	43.35
QD9/5V9.25	7874-9092	9	F	3 15/16	6 1/2	42.00
QD10/5V9.25	7875-0092	10	F	3 15/16	7 3/16	48.23
QD2/5V9.75	7874-2097	2	SK	2 1/2	1 11/16	22.54
QD3/5V9.75	7874-3097	3	SF	2 15/16	2 3/8	22.04
QD4/5V9.75	7874-4097	4	E	3 1/2	3 1/16	29.15
QD5/5V9.75	7874-5097	5	E	3 1/2	3 3/4	33.29
QD6/5V9.75	7874-6097	6	E	3 1/2	4 7/16	34.98
QD7/5V9.75	7874-7097	7	E	3 1/2	5 1/8	37.00
QD8/5V9.75	7874-8097	8	F	3 15/16	5 13/16	53.57
QD9/5V9.75	7874-9097	9	F	3 15/16	6 1/2	48.00
QD10/5V9.75	7875-0097	10	F	3 15/16	7 3/16	51.62
QD2/5V10.30	7874-2103	2	SK	2 1/2	1 11/16	20.65
QD3/5V10.30	7874-3103	3	SF	2 15/16	2 3/8	22.65
QD4/5V10.30	7874-4103	4	E	3 1/2	3 1/16	33.48
QD5/5V10.30	7874-5103	5	E	3 1/2	3 3/4	37.53
QD6/5V10.30	7874-6103	6	E	3 1/2	4 7/16	43.44
QD7/5V10.30	7874-7103	7	F	3 15/16	5 1/8	49.00
QD8/5V10.30	7874-8103	8	F	3 15/16	5 13/16	53.39
QD9/5V10.30	7874-9103	9	F	3 15/16	6 1/2	55.00
QD10/5V10.30	7875-0103	10	F	3 15/16	7 3/16	58.30
QD2/5V10.90	7874-2109	2	SK	2 1/2	1 11/16	19.41
QD3/5V10.90	7874-3109	3	SF	2 15/16	2 3/8	25.16
QD4/5V10.90	7874-4109	4	E	3 1/2	3 1/16	37.33
QD5/5V10.90	7874-5109	5	E	3 1/2	3 3/4	41.75
QD6/5V10.90	7874-6109	6	E	3 1/2	4 7/16	43.74
QD7/5V10.90	7874-7109	7	F	3 15/16	5 1/8	55.00
QD8/5V10.90	7874-8109	8	F	3 15/16	5 13/16	53.00
QD9/5V10.90	7874-9109	9	F	3 15/16	6 1/2	61.00
QD10/5V10.90	7875-0109	10	F	3 15/16	7 3/16	84.30
QD2/5V11.30	7874-2113	2	SK	2 1/2	1 11/16	22.77
QD3/5V11.30	7874-3113	3	SF	2 15/16	2 3/8	28.46
QD4/5V11.30	7874-4113	4	E	3 1/2	3 1/16	41.12
QD5/5V11.30	7874-5113	5	E	3 1/2	3 3/4	47.90
QD6/5V11.30	7874-6113	6	E	3 1/2	4 7/16	50.67
QD7/5V11.30	7874-7113	7	F	3 15/16	5 1/8	62.00
QD8/5V11.30	7874-8113	8	F	3 15/16	5 13/16	76.94
QD9/5V11.30	7874-9113	9	F	3 15/16	6 1/2	69.00
QD10/5V11.30	7875-0113	10	F	3 15/16	7 3/16	75.40
QD2/5V11.80	7874-2118	2	SK	2 1/2	1 11/16	28.10
QD3/5V11.80	7874-3118	3	SF	2 15/16	2 3/8	27.29
QD4/5V11.80	7874-4118	4	E	3 1/2	3 1/16	36.84
QD5/5V11.80	7874-5118	5	E	3 1/2	3 3/4	39.27
QD6/5V11.80	7874-6118	6	E	3 1/2	4 7/16	46.86

HEAVY DUTY V-BELT METAL

Super HC[®] Sheaves - QD[®]

Product No. Series 7874 & 7875 (continued)
5V Section (continued)

HEAVY DUTY V-BELT METAL

Part No.	Product No.	Number of Grooves	Bushing	Bore Range Max. (in)	Face Width (in)	Weight (Lbs.)
QD7/5V11.80	7874-7118	7	F	3 15/16	5 1/8	52.00
QD8/5V11.80	7874-8118	8	F	3 15/16	5 13/16	71.70
QD9/5V11.80	7874-9118	9	F	3 15/16	6 1/2	60.00
QD10/5V11.80	7875-0118	10	F	3 15/16	7 3/16	90.94
QD2/5V12.50	7874-2125	2	SF	2 1/2	1 11/16	24.87
QD3/5V12.50	7874-3125	3	E	3 1/2	2 3/8	36.96
QD4/5V12.50	7874-4125	4	E	3 1/2	3 1/16	37.54
QD5/5V12.50	7874-5125	5	E	3 1/2	3 3/4	41.46
QD6/5V12.50	7874-6125	6	F	3 15/16	4 7/16	62.90
QD7/5V12.50	7874-7125	7	F	3 15/16	5 1/8	58.00
QD8/5V12.50	7874-8125	8	F	3 15/16	5 13/16	90.18
QD9/5V12.50	7874-9125	9	F	3 15/16	6 1/2	66.00
QD10/5V12.50	7875-0125	10	J	4 1/2	7 3/16	116.00
QD2/5V13.20	7874-2132	2	SF	2 15/16	1 11/16	27.64
QD3/5V13.20	7874-3132	3	E	3 1/2	2 3/8	40.07
QD4/5V13.20	7874-4132	4	E	3 1/2	3 1/16	39.66
QD5/5V13.20	7874-5132	5	E	3 1/2	3 3/4	44.73
QD6/5V13.20	7874-6132	6	F	3 15/16	4 7/16	61.44
QD7/5V13.20	7874-7132	7	F	3 15/16	5 1/8	63.00
QD8/5V13.20	7874-8132	8	F	3 15/16	5 13/16	92.00
QD9/5V13.20	7874-9132	9	F	3 15/16	6 1/2	72.00
QD10/5V13.20	7875-0132	10	J	4 1/2	7 3/16	125.00
QD2/5V14.00	7874-2140	2	SF	2 15/16	1 11/16	30.69
QD3/5V14.00	7874-3140	3	E	3 1/2	2 3/8	39.06
QD4/5V14.00	7874-4140	4	E	3 1/2	3 1/16	46.66
QD5/5V14.00	7874-5140	5	E	3 1/2	3 3/4	52.80
QD6/5V14.00	7874-6140	6	F	3 15/16	4 7/16	68.72
QD7/5V14.00	7874-7140	7	F	3 15/16	5 1/8	67.00
QD8/5V14.00	7874-8140	8	F	3 15/16	5 13/16	118.00
QD9/5V14.00	7874-9140	9	F	3 15/16	6 1/2	78.00
QD10/5V14.00	7875-0140	10	J	4 1/2	7 3/16	145.00
QD2/5V15.00	7874-2150	2	SF	2 15/16	1 11/16	34.57
QD3/5V15.00	7874-3150	3	E	3 1/2	2 3/8	41.55
QD4/5V15.00	7874-4150	4	E	3 1/2	3 1/16	51.35
QD5/5V15.00	7874-5150	5	E	3 1/2	3 3/4	53.79
QD6/5V15.00	7874-6150	6	F	3 15/16	4 7/16	75.74
QD7/5V15.00	7874-7150	7	F	3 15/16	5 1/8	66.00
QD8/5V15.00	7874-8150	8	F	3 15/16	5 13/16	86.56
QD9/5V15.00	7874-9150	9	J	4 1/2	6 1/2	91.00
QD10/5V15.00	7875-0150	10	J	4 1/2	7 3/16	180.00
QD2/5V16.00	7874-2160	2	SF	2 15/16	1 11/16	36.58
QD3/5V16.00	7874-3160	3	E	3 1/2	2 3/8	43.96
QD4/5V16.00	7874-4160	4	E	3 1/2	3 1/16	54.57
QD5/5V16.00	7874-5160	5	E	3 1/2	3 3/4	59.56
QD6/5V16.00	7874-6160	6	F	3 15/16	4 7/16	79.82
QD7/5V16.00	7874-7160	7	F	3 15/16	5 1/8	71.00
QD8/5V16.00	7874-8160	8	F	3 15/16	5 13/16	88.00
QD9/5V16.00	7874-9160	9	J	4 1/2	6 1/2	91.00
QD10/5V16.00	7875-0160	10	J	4 1/2	7 3/16	200.00
QD2/5V18.70	7874-2187	2	SF	2 15/16	1 11/16	53.90
QD3/5V18.70	7874-3187	3	E	3 1/2	2 3/8	64.51
QD4/5V18.70	7874-4187	4	E	3 1/2	3 1/16	70.72
QD5/5V18.70	7874-5187	5	F	3 15/16	3 3/4	85.00
QD6/5V18.70	7874-6187	6	F	3 15/16	4 7/16	152.00
QD7/5V18.70	7874-7187	7	F	3 15/16	5 1/8	88.00
QD8/5V18.70	7874-8187	8	J	4 1/2	5 13/16	128.00
QD9/5V18.70	7874-9187	9	J	4 1/2	6 1/2	110.00
QD10/5V18.70	7875-0187	10	J	4 1/2	7 3/16	200.00
QD2/5V21.20	7874-2212	2	SF	2 15/16	1 11/16	46.00

Super HC[®] Sheaves - QD[®]

Product No. Series 7874 & 7875 (continued)
5V Section (continued)

Part No.	Product No.	Number of Grooves	Bushing	Bore Range Max. (in)	Face Width (in)	Weight (Lbs.)
QD3/5V21.20	7874-3212	3	E	3 1/2	2 3/8	62.00
QD4/5V21.20	7874-4212	4	E	3 1/2	3 1/16	71.00
QD5/5V21.20	7874-5212	5	F	3 15/16	3 3/4	105.00
QD6/5V21.20	7874-6212	6	F	3 15/16	4 7/16	101.00
QD7/5V21.20	7874-7212	7	J	4 1/2	5 1/8	113.00
QD8/5V21.20	7874-8212	8	J	4 1/2	5 13/16	145.00
QD9/5V21.20	7874-9212	9	J	4 1/2	6 1/2	127.00
QD10/5V21.20	7875-0212	10	J	4 1/2	7 3/16	188.00
QD2/5V23.60	7874-2236	2	E	3 1/2	1 11/16	46.00
QD3/5V23.60	7874-3236	3	E	3 1/2	2 3/8	69.00
QD4/5V23.60	7874-4236	4	F	3 15/16	3 1/16	110.00
QD5/5V23.60	7874-5236	5	F	3 15/16	3 3/4	120.00
QD6/5V23.60	7874-6236	6	J	4 1/2	4 7/16	142.00
QD7/5V23.60	7874-7236	7	J	4 1/2	5 1/8	123.00
QD8/5V23.60	7874-8236	8	J	4 1/2	5 13/16	165.00
QD9/5V23.60	7874-9236	9	J	4 1/2	6 1/2	145.00
QD10/5V23.60	7875-0236	10	J	5 1/2	7 3/16	217.00
QD2/5V28.00	7874-2280	2	E	3 1/2	1 11/16	94.08
QD3/5V28.00	7874-3280	3	E	3 1/2	2 3/8	93.99
QD4/5V28.00	7874-4280	4	F	3 15/16	3 1/16	128.00
QD5/5V28.00	7874-5280	5	F	3 15/16	3 3/4	141.00
QD6/5V28.00	7874-6280	6	J	4 1/2	4 7/16	151.00
QD7/5V28.00	7874-7280	7	J	4 1/2	5 1/8	162.00
QD8/5V28.00	7874-8280	8	J	4 1/2	5 13/16	178.00
QD9/5V28.00	7874-9280	9	M	5 1/2	6 1/2	230.00
QD10/5V28.00	7875-0280	10	M	5 1/2	7 3/16	260.00
QD3/5V31.50	7874-3315	3	F	3 15/16	2 3/8	110.00
QD4/5V31.50	7874-4315	4	F	3 15/16	3 1/16	145.00
QD5/5V31.50	7874-5315	5	J	4 1/2	3 3/4	165.90
QD6/5V31.50	7874-6315	6	J	4 1/2	4 7/16	190.00
QD7/5V31.50	7874-7315	7	J	4 1/2	5 1/8	192.00
QD8/5V31.50	7874-8315	8	M	5 1/2	5 13/16	286.00
QD9/5V31.50	7874-9315	9	M	5 1/2	6 1/2	281.00
QD10/5V31.50	7875-0315	10	M	5 1/2	7 3/16	286.00
QD3/5V37.50	7874-3375	3	F	3 15/16	2 3/8	144.00
QD4/5V37.50	7874-4375	4	F	3 15/16	3 1/16	180.50
QD5/5V37.50	7874-5375	5	J	4 1/2	3 3/4	225.50
QD6/5V37.50	7874-6375	6	J	4 1/2	4 7/16	235.00
QD7/5V37.50	7874-7375	7	M	5 1/2	5 1/8	304.00
QD8/5V37.50	7874-8375	8	M	5 1/2	5 13/16	324.00
QD9/5V37.50	7874-9375	9	M	5 1/2	6 1/2	335.00
QD10/5V37.50	7875-0375	10	M	5 1/2	7 3/16	340.00
QD3/5V50.00	7874-3500	3	F	3 15/16	2 3/8	420.00
QD4/5V50.00	7874-4500	4	J	4 1/2	3 1/16	328.00
QD5/5V50.00	7874-5500	5	J	4 1/2	3 3/4	290.00
QD6/5V50.00	7874-6500	6	M	5 1/2	4 7/16	360.00
QD7/5V50.00	7874-7500	7	M	5 1/2	5 1/8	477.00
QD8/5V50.00	7874-8500	8	M	5 1/2	5 13/16	444.00
QD9/5V50.00	7874-9500	9	M	5 1/2	6 1/2	520.00
QD10/5V50.00	7875-0500	10	M	5 1/2	7 3/16	540.00

HEAVY DUTY V-BELT METAL

Super HC[®] Sheaves - QD[®]

Product No. Series 7876 & 7877

8V Section

HEAVY DUTY V-BELT METAL

Part No.	Product No.	Number of Grooves	Bushing	Bore Range Max. (in)	Face Width (in)	Weight (Lbs.)
QD4/8V12.50	7876-4125	4	F	3 15/16	4 7/8	74.65
QD5/8V12.50	7876-5125	5	F	3 15/16	6	70.00
QD6/8V12.50	7876-6125	6	F	3 15/16	7 1/8	91.43
QD8/8V12.50	7876-8125	8	J	4 1/2	9 3/8	110.00
QD10/8V12.50	7877-0125	10	J	4 1/2	11 5/8	133.00
QD12/8V12.50	7877-2125	12	M	5 1/2	13 7/8	153.00
QD4/8V13.20	7876-4132	4	F	3 15/16	4 7/8	88.00
QD5/8V13.20	7876-5132	5	F	3 15/16	6	82.96
QD6/8V13.20	7876-6132	6	F	3 15/16	7 1/8	91.00
QD8/8V13.20	7876-8132	8	J	4 1/2	9 3/8	128.00
QD10/8V13.20	7877-0132	10	J	4 1/2	11 5/8	151.00
⁶ QD12/8V13.20	7877-2132	12	M	5 1/2	13 7/8	180.00
QD4/8V14.00	7876-4140	4	F	3 15/16	4 7/8	76.69
QD5/8V14.00	7876-5140	5	F	3 15/16	6	104.00
QD6/8V14.00	7876-6140	6	F	3 15/16	7 1/8	118.00
QD8/8V14.00	7876-8140	8	J	4 1/2	9 3/8	131.00
QD10/8V14.00	7877-0140	10	J	4 1/2	11 5/8	168.00
QD12/8V14.00	7877-2140	12	M	5 1/2	13 7/8	186.00
QD4/8V15.00	7876-4150	4	F	3 15/16	4 7/8	111.00
QD5/8V15.00	7876-5150	5	F	3 15/16	6	105.50
QD6/8V15.00	7876-6150	6	J	4 1/2	7 1/8	128.00
QD8/8V15.00	7876-8150	8	J	4 1/2	9 3/8	154.00
QD10/8V15.00	7877-0150	10	M	5 1/2	11 5/8	181.00
QD12/8V15.00	7877-2150	12	M	5 1/2	13 7/8	221.00
QD4/8V16.00	7876-4160	4	F	3 15/16	4 7/8	97.00
QD5/8V16.00	7876-5160	5	F	3 15/16	6	110.00
QD6/8V16.00	7876-6160	6	J	4 1/2	7 1/8	143.00
QD8/8V16.00	7876-8160	8	J	4 1/2	9 3/8	153.00
QD10/8V16.00	7877-0160	10	M	5 1/2	11 5/8	257.00
QD12/8V16.00	7877-2160	12	M	5 1/2	13 7/8	247.00
⁶ QD4/8V17.00	7876-4170	4	F	3 15/16	4 7/8	150.00
QD5/8V17.00	7876-5170	5	J	4 1/2	6	150.00
QD6/8V17.00	7876-6170	6	J	4 1/2	7 1/8	138.00
QD8/8V17.00	7876-8170	8	M	5 1/2	9 3/8	186.00
QD10/8V17.00	7877-0170	10	M	5 1/2	11 5/8	261.00
QD12/8V17.00	7877-2170	12	M	5 1/2	13 7/8	267.00
QD4/8V18.00	7876-4180	4	F	3 15/16	4 7/8	150.00
QD5/8V18.00	7876-5180	5	J	4 1/2	6	150.00
QD6/8V18.00	7876-6180	6	J	4 1/2	7 1/8	135.00
QD8/8V18.00	7876-8180	8	M	5 1/2	9 3/8	218.00
QD10/8V18.00	7877-0180	10	M	5 1/2	11 5/8	295.00
QD12/8V18.00	7877-2180	12	M	5 1/2	13 7/8	274.00
QD4/8V19.00	7876-4190	4	F	3 15/16	4 7/8	100.00
QD5/8V19.00	7876-5190	5	J	4 1/2	6	146.00
QD6/8V19.00	7876-6190	6	J	4 1/2	7 1/8	163.00
QD8/8V19.00	7876-8190	8	M	5 1/2	9 3/8	190.00
QD10/8V19.00	7877-0190	10	M	5 1/2	11 5/8	249.00
⁶ QD12/8V19.00	7877-2190	12	N	5 7/8	13 7/8	306.00
QD4/8V20.00	7876-4200	4	J	4 1/2	4 7/8	145.00
QD5/8V20.00	7876-5200	5	J	4 1/2	6	145.00
QD6/8V20.00	7876-6200	6	M	5 1/2	7 1/8	100.00
QD8/8V20.00	7876-8200	8	M	5 1/2	9 3/8	212.00
QD10/8V20.00	7877-0200	10	M	5 1/2	11 5/8	277.00
⁶ QD12/8V20.00	7877-2200	12	N	5 7/8	13 7/8	338.00
⁶ QD4/8V21.20	7876-4212	4	J	4 1/2	4 7/8	181.00
QD5/8V21.20	7876-5212	5	J	4 1/2	6	181.00
QD6/8V21.20	7876-6212	6	M	5 1/2	7 1/8	188.00
QD8/8V21.20	7876-8212	8	M	5 1/2	9 3/8	282.00
QD10/8V21.20	7877-0212	10	M	5 1/2	11 5/8	254.00

⁶ Standard/Non-Stock item. Check with Customer Service for availability.

Super HC[®] Sheaves - QD[®]

Product No. Series 7876 & 7877 (continued)
8V Section (continued)

Part No.	Product No.	Number of Grooves	Bushing	Bore Range Max. (in)	Face Width (in)	Weight (Lbs.)
QD12/8V21.20	7877-2212	12	N	5 7/8	13 7/8	310.00
⁶ QD4/8V22.40	7876-4224	4	J	4 1/2	4 7/8	199.00
QD5/8V22.40	7876-5224	5	M	4 1/2	6	199.00
QD6/8V22.40	7876-6224	6	M	5 1/2	7 1/8	221.00
QD8/8V22.40	7876-8224	8	M	5 1/2	9 3/8	258.00
⁶ QD10/8V22.40	7877-0224	10	N	5 7/8	11 5/8	326.00
⁶ QD12/8V22.40	7877-2224	12	N	5 7/8	13 7/8	361.00
QD4/8V24.80	7876-4248	4	M	5 1/2	4 7/8	220.00
⁶ QD5/8V24.80	7876-5248	5	M	5 1/2	6	232.00
QD6/8V24.80	7876-6248	6	M	5 1/2	7 1/8	302.00
QD8/8V24.80	7876-8248	8	N	5 7/8	9 3/8	362.00
QD10/8V24.80	7877-0248	10	N	5 7/8	11 5/8	336.00
⁶ QD12/8V24.80	7877-2248	12	N	5 7/8	13 7/8	313.00
⁶ QD4/8V30.00	7876-4300	4	M	5 1/2	4 7/8	292.00
QD5/8V30.00	7876-5300	5	M	5 1/2	6	295.00
QD6/8V30.00	7876-6300	6	M	5 1/2	7 1/8	345.00
QD8/8V30.00	7876-8300	8	N	5 7/8	9 3/8	410.00
QD10/8V30.00	7877-0300	10	N	5 7/8	11 5/8	463.00
QD12/8V30.00	7877-2300	12	P	7	13 7/8	567.00
QD4/8V35.50	7876-4355	4	M	5 1/2	4 7/8	367.00
⁶ QD5/8V35.50	7876-5355	5	M	5 1/2	6	399.00
QD6/8V35.50	7876-6355	6	N	5 7/8	7 1/8	444.00
QD8/8V35.50	7876-8355	8	N	5 7/8	9 3/8	508.00
⁶ QD10/8V35.50	7877-0355	10	P	7	11 5/8	605.00
⁶ QD12/8V35.50	7877-2355	12	P	7	13 7/8	693.00
⁶ QD4/8V40.00	7876-4400	4	M	5 1/2	4 7/8	434.00
QD5/8V40.00	7876-5400	5	M	5 1/2	6	471.00
QD6/8V40.00	7876-6400	6	N	5 7/8	7 1/8	519.00
QD8/8V40.00	7876-8400	8	N	5 7/8	9 3/8	592.00
QD10/8V40.00	7877-0400	10	P	7	11 5/8	697.00
QD12/8V40.00	7877-2400	12	P	7	13 7/8	796.00
⁶ QD4/8V44.50	7876-4445	4	M	5 1/2	4 7/8	369.00
⁶ QD5/8V44.50	7876-5445	5	N	5 7/8	6	427.00
QD6/8V44.50	7876-6445	6	N	5 7/8	7 1/8	510.00
QD8/8V44.50	7876-8445	8	P	7	9 3/8	691.00
⁶ QD10/8V44.50	7877-0445	10	P	7	11 5/8	754.00
⁶ QD12/8V44.50	7877-2445	12	P	7	13 7/8	839.00
⁶ QD4/8V53.00	7876-4530	4	M	5 1/2	4 7/8	818.00
⁶ QD5/8V53.00	7876-5530	5	N	5 7/8	6	613.00
QD6/8V53.00	7876-6530	6	N	5 7/8	7 1/8	924.00
QD8/8V53.00	7876-8530	8	P	7	9 3/8	1,040.00
QD10/8V53.00	7877-0530	10	P	7	11 5/8	1,138.00
⁶ QD12/8V53.00	7877-2530	12	W	8 1/2	13 7/8	1,343.00
QD6/8V63.00	7876-6630	6	P	7	7 1/8	860.00
⁶ QD8/8V63.00	7876-8630	8	P	7	9 3/8	960.00
⁶ QD10/8V63.00	7877-0630	10	W	8 1/2	11 5/8	1,143.00
⁶ QD12/8V63.00	7877-2630	12	W	8 1/2	13 7/8	1,777.00
⁶ QD6/8V71.00	7876-6710	6	P	7	7 1/8	1,558.00
⁶ QD8/8V71.00	7876-8710	8	W	8 1/2	9 3/8	1,490.00
⁶ QD10/8V71.00	7877-0710	10	W	8 1/2	11 5/8	1,881.00
⁶ QD12/8V71.00	7877-2710	12	W	8 1/2	13 7/8	2,002.00

HEAVY DUTY V-BELT METAL

⁶ Standard/Non-Stock item. Check with Customer Service for availability.

Multi-Duty® Sheaves - QD®

Markets/Applications

Use with Hi-Power® II, Tri-Power®, Dubl-V, Power Curve®, PowerBack® and classical section PowerBand® belts.

Features/Advantages

- Full split in bushing allows easy installation and removal.
- Precise sheave design produces positive, press fit to shaft.
- Precision manufactured and static balanced.

Notes

The multi-duty function applies to part numbers showing both the A and B dimensions.

Sheaves and bushings must be ordered separately.

Details shown which do not affect drive function or overall weight may be changed without notification.

WARNING: Do NOT use with "A" section PowerBand belts.

Do NOT use these sheaves with rim speeds in excess of 6,500 fpm.



HEAVY DUTY V-BELT METAL

Product No. Series 7831 Combination A or B Section

Part No.	Product No.	Number of Grooves	Outside Dia. (in)	Bushing	Bore Range Max. (in)	Face Width (in)	Weight (Lbs.)
QD1A3.0/B3.4	7831-1030	1	3.75	SH	1 5/8	7/8	2.30
QD2A3.0/B3.4	7831-2030	2	3.75	SH	1 5/8	1 3/4	3.39
QD3A3.0/B3.4	7831-3030	3	3.75	SH	1 5/8	2 1/2	4.38
QD4A3.0/B3.4	7831-4030	4	3.75	SD	1 15/16	3 1/4	4.73
QD5A3.0/B3.4	7831-5030	5	3.75	SD	1 15/16	4	5.25
⁶ QD6A3.0/B3.4	7831-6030	6	3.75	SD	1 15/16	4 3/4	5.95
QD1A3.2/B3.6	7831-1032	1	3.95	SH	1 5/8	7/8	3.00
QD2A3.2/B3.6	7831-2032	2	3.95	SH	1 5/8	1 3/4	2.63
QD3A3.2/B3.6	7831-3032	3	3.95	SH	1 5/8	2 1/2	3.48
QD4A3.2/B3.6	7831-4032	4	3.95	SD	1 15/16	3 1/4	5.14
QD5A3.2/B3.6	7831-5032	5	3.95	SD	1 15/16	4	5.90
⁶ QD6A3.2/B3.6	7831-6032	6	3.95	SD	1 15/16	4 3/4	6.76
QD1A3.4/B3.8	7831-1034	1	4.15	SH	1 5/8	7/8	1.62
QD2A3.4/B3.8	7831-2034	2	4.15	SH	1 5/8	1 3/4	2.95
QD3A3.4/B3.8	7831-3034	3	4.15	SH	1 5/8	2 1/2	4.01
QD4A3.4/B3.8	7831-4034	4	4.15	SD	1 15/16	3 1/4	6.32
QD5A3.4/B3.8	7831-5034	5	4.15	SD	1 15/16	4	6.41
⁶ QD6A3.4/B3.8	7831-6034	6	4.15	SD	1 15/16	4 3/4	7.25
QD1A3.6/B4.0	7831-1036	1	4.35	SH	1 5/8	7/8	1.86
QD2A3.6/B4.0	7831-2036	2	4.35	SH	1 5/8	1 3/4	3.20
QD3A3.6/B4.0	7831-3036	3	4.35	SH	1 5/8	2 1/2	4.18
QD4A3.6/B4.0	7831-4036	4	4.35	SD	1 15/16	3 1/4	5.54
QD5A3.6/B4.0	7831-5036	5	4.35	SD	1 15/16	4	6.58
⁶ QD6A3.6/B4.0	7831-6036	6	4.35	SD	1 15/16	4 3/4	6.94
QD1A3.8/B4.2	7831-1038	1	4.55	SH	1 5/8	7/8	2.13
QD2A3.8/B4.2	7831-2038	2	4.55	SH	1 5/8	1 3/4	3.57
QD3A3.8/B4.2	7831-3038	3	4.55	SH	1 5/8	2 1/2	4.76
QD4A3.8/B4.2	7831-4038	4	4.55	SD	1 15/16	3 1/4	6.33
QD5A3.8/B4.2	7831-5038	5	4.55	SD	1 15/16	4	7.53
QD6A3.8/B4.2	7831-6038	6	4.55	SD	1 15/16	4 3/4	8.71
QD1A4.0/B4.4	7831-1040	1	4.75	SH	1 5/8	7/8	2.42
QD2A4.0/B4.4	7831-2040	2	4.75	SH	1 5/8	1 3/4	3.88
QD3A4.0/B4.4	7831-3040	3	4.75	SH	1 5/8	2 1/2	5.01
QD4A4.0/B4.4	7831-4040	4	4.75	SD	1 15/16	3 1/4	6.74
QD5A4.0/B4.4	7831-5040	5	4.75	SD	1 15/16	4	6.62
QD6A4.0/B4.4	7831-6040	6	4.75	SD	1 15/16	4 3/4	9.13
QD1A4.2/B4.6	7831-1042	1	4.95	SDS	1 15/16	7/8	2.94
QD2A4.2/B4.6	7831-2042	2	4.95	SDS	1 15/16	1 3/4	4.00
QD3A4.2/B4.6	7831-3042	3	4.95	SD	1 15/16	2 1/2	5.89
QD4A4.2/B4.6	7831-4042	4	4.95	SD	1 15/16	3 1/4	7.13
QD5A4.2/B4.6	7831-5042	5	4.95	SD	1 15/16	4	8.30

⁶ Standard/Non-Stock item. Check with Customer Service for availability.

Multi-Duty® Sheaves - QD®

Product No. Series 7831 (continued)
Combination A or B Section (continued)

Part No.	Product No.	Number of Grooves	Outside Dia. (in)	Bushing	Bore Range Max. (in)	Face Width (in)	Weight (Lbs.)
QD6A4.2/B4.6	7831-6042	6	4.95	SD	1 15/16	4 3/4	9.51
QD1A4.4/B4.8	7831-1044	1	5.15	SDS	1 15/16	7/8	3.24
QD2A4.4/B4.8	7831-2044	2	5.15	SDS	1 15/16	1 3/4	4.31
QD3A4.4/B4.8	7831-3044	3	5.15	SD	1 15/16	2 1/2	6.32
QD4A4.4/B4.8	7831-4044	4	5.15	SD	1 15/16	3 1/4	7.61
QD5A4.4/B4.8	7831-5044	5	5.15	SD	1 15/16	4	8.92
⁶ QD6A4.4/B4.8	7831-6044	6	5.15	SD	1 15/16	4 3/4	10.16
QD1A4.6/B5.0	7831-1046	1	5.35	SDS	1 15/16	7/8	3.62
QD2A4.6/B5.0	7831-2046	2	5.35	SDS	1 15/16	1 3/4	5.00
QD3A4.6/B5.0	7831-3046	3	5.35	SD	1 15/16	2 1/2	6.92
QD4A4.6/B5.0	7831-4046	4	5.35	SD	1 15/16	3 1/4	8.24
QD5A4.6/B5.0	7831-5046	5	5.35	SD	1 15/16	4	9.68
QD6A4.6/B5.0	7831-6046	6	5.35	SD	1 15/16	4 3/4	10.99
QD1A4.8/B5.2	7831-1048	1	5.55	SDS	1 15/16	7/8	4.00
QD2A4.8/B5.2	7831-2048	2	5.55	SDS	1 15/16	1 3/4	5.33
QD3A4.8/B5.2	7831-3048	3	5.55	SD	1 15/16	2 1/2	7.96
QD4A4.8/B5.2	7831-4048	4	5.55	SD	1 15/16	3 1/4	9.63
QD5A4.8/B5.2	7831-5048	5	5.55	SD	1 15/16	4	11.19
QD6A4.8/B5.2	7831-6048	6	5.55	SD	1 15/16	4 3/4	12.82
QD1A5.0/B5.4	7831-1050	1	5.75	SDS	1 15/16	7/8	4.47
QD2A5.0/B5.4	7831-2050	2	5.75	SDS	1 15/16	1 3/4	5.85
QD3A5.0/B5.4	7831-3050	3	5.75	SD	1 15/16	2 1/2	8.31
QD4A5.0/B5.4	7831-4050	4	5.75	SD	1 15/16	3 1/4	9.98
QD5A5.0/B5.4	7831-5050	5	5.75	SK	2 1/2	4	10.45
QD6A5.0/B5.4	7831-6050	6	5.75	SK	2 1/2	4 3/4	11.56
QD7A5.0/B5.4	7831-7050	7	5.750	SK	2 1/2	5 1/2	12.60
QD8B5.4	7832-8054	8	5.75	SK	2 1/2	6 1/4	13.30
QD10B5.4	7833-0054	10	5.75	SK	2 1/2	7 3/4	17.06
QD1A5.2/B5.6	7831-1052	1	5.95	SDS	1 15/16	7/8	4.59
QD2A5.2/B5.6	7831-2052	2	5.95	SDS	1 15/16	1 3/4	6.01
QD3A5.2/B5.6	7831-3052	3	5.95	SD	1 15/16	2 1/2	9.41
QD4A5.2/B5.6	7831-4052	4	5.95	SD	1 15/16	3 1/4	11.38
QD5A5.2/B5.6	7831-5052	5	5.95	SK	2 1/2	4	11.02
QD6A5.2/B5.6	7831-6052	6	5.95	SK	2 1/2	4 3/4	12.62
QD7A5.2/B5.6	7831-7052	7	5.95	SK	2 1/2	5 1/2	14.00
QD8B5.6	7832-8056	8	5.95	SK	2 1/2	6 1/4	16.82
⁶ QD10B5.6	7833-0056	10	5.95	SK	2 1/2	7 3/4	18.87
QD1A5.4/B5.8	7831-1054	1	6.15	SDS	1 15/16	7/8	4.80
QD2A5.4/B5.8	7831-2054	2	6.15	SDS	1 15/16	1 3/4	6.57
QD3A5.4/B5.8	7831-3054	3	6.15	SD	1 15/16	2 1/2	9.65
QD4A5.4/B5.8	7831-4054	4	6.15	SD	1 15/16	3 1/4	11.36
QD5A5.4/B5.8	7831-5054	5	6.15	SK	2 1/2	4	12.45
QD6A5.4/B5.8	7831-6054	6	6.15	SK	2 1/2	4 3/4	14.16
QD7A5.4/B5.8	7831-7054	7	6.15	SK	2 1/2	5 1/2	15.10
QD8B5.8	7832-8058	8	6.15	SK	2 1/2	6 1/4	16.60
QD10B5.8	7833-0058	10	6.15	SK	2 1/2	7 3/4	19.80
QD1A5.6/B6.0	7831-1056	1	6.35	SDS	1 15/16	7/8	5.23
QD2A5.6/B6.0	7831-2056	2	6.35	SDS	1 15/16	1 3/4	7.12
QD3A5.6/B6.0	7831-3056	3	6.35	SD	1 15/16	2 1/2	10.78
QD4A5.6/B6.0	7831-4056	4	6.35	SD	1 15/16	3 1/4	12.80
QD5A5.6/B6.0	7831-5056	5	6.35	SK	2 1/2	4	12.78
QD6A5.6/B6.0	7831-6056	6	6.35	SK	2 1/2	4 3/4	15.12
QD7A5.6/B6.0	7831-7056	7	6.35	SF	2 15/16	5 1/2	15.20
QD8B6.0	7832-8060	8	6.35	SF	2 15/16	6 1/4	15.98
⁶ QD10B6.0	7833-0060	10	6.35	SF	2 15/16	7 3/4	16.79
QD1A5.8/B6.2	7831-1058	1	6.55	SDS	1 15/16	7/8	5.70
QD2A5.8/B6.2	7831-2058	2	6.55	SDS	1 15/16	1 3/4	7.95
QD3A5.8/B6.2	7831-3058	3	6.55	SD	1 15/16	2 1/2	12.02
QD4A5.8/B6.2	7831-4058	4	6.55	SD	1 15/16	3 1/4	14.03

HEAVY DUTY V-BELT METAL

6 Standard/Non-Stock item. Check with Customer Service for availability.

Multi-Duty® Sheaves - QD®

Product No. Series 7831 (continued)
Combination A or B Section (continued)

HEAVY DUTY V-BELT METAL

Part No.	Product No.	Number of Grooves	Outside Dia. (in)	Bushing	Bore Range Max. (in)	Face Width (in)	Weight (Lbs.)
QD5A5.8/B6.2	7831-5058	5	6.55	SK	2 1/2	4	14.10
QD6A5.8/B6.2	7831-6058	6	6.55	SK	2 1/2	4 3/4	16.05
QD7A5.8/B6.2	7831-7058	7	6.55	SF	2 15/16	5 1/2	16.70
QD8B6.2	7832-8062	8	6.55	SF	2 15/16	6 1/4	18.40
QD10B6.2	7833-0062	10	6.55	SF	2 15/16	7 3/4	22.00
QD1A6.0/B6.4	7831-1060	1	6.75	SDS	1 15/16	7/8	5.94
QD2A6.0/B6.4	7831-2060	2	6.75	SDS	1 15/16	1 3/4	7.92
QD3A6.0/B6.4	7831-3060	3	6.75	SD	1 15/16	2 1/2	11.73
QD4A6.0/B6.4	7831-4060	4	6.75	SD	1 15/16	3 1/4	13.65
QD5A6.0/B6.4	7831-5060	5	6.75	SK	2 1/2	4	16.76
QD6A6.0/B6.4	7831-6060	6	6.75	SK	2 1/2	4 3/4	15.70
QD7A6.0/B6.4	7831-7060	7	6.75	SF	2 15/16	5 1/2	17.20
QD8B6.4	7832-8064	8	6.75	SF	2 15/16	6 1/4	19.66
⁶ QD10B6.4	7833-0064	10	6.75	SF	2 15/16	7 3/4	25.16
QD1A6.2/B6.6	7831-1062	1	6.95	SDS	1 15/16	7/8	6.44
QD2A6.2/B6.6	7831-2062	2	6.95	SDS	1 15/16	1 3/4	9.00
QD3A6.2/B6.6	7831-3062	3	6.95	SD	1 15/16	2 1/2	13.50
QD4A6.2/B6.6	7831-4062	4	6.95	SD	1 15/16	3 1/4	15.28
QD5A6.2/B6.6	7831-5062	5	6.95	SK	2 1/2	4	16.04
QD6A6.2/B6.6	7831-6062	6	6.95	SK	2 1/2	4 3/4	20.88
QD7A6.2/B6.6	7831-7062	7	6.95	SF	2 15/16	5 1/2	18.30
QD8B6.6	7832-8066	8	6.95	SF	2 15/16	6 1/4	20.00
QD10B6.6	7833-0066	10	6.95	SF	2 15/16	7 3/4	24.00
QD1A6.4/B6.8	7831-1064	1	7.15	SDS	1 15/16	7/8	7.00
QD2A6.4/B6.8	7831-2064	2	7.15	SDS	1 15/16	1 3/4	9.71
QD3A6.4/B6.8	7831-3064	3	7.15	SD	1 15/16	2 1/2	14.33
QD4A6.4/B6.8	7831-4064	4	7.15	SD	1 15/16	3 1/4	16.95
QD5A6.4/B6.8	7831-5064	5	7.15	SK	2 1/2	4	18.18
QD6A6.4/B6.8	7831-6064	6	7.15	SK	2 1/2	4 3/4	23.28
QD7A6.4/B6.8	7831-7064	7	7.15	SF	2 15/16	5 1/2	19.50
⁶ QD8B6.8	7832-8068	8	7.15	SF	2 15/16	6 1/4	24.33
⁶ QD10B6.8	7833-0068	10	7.15	SF	2 15/16	7 3/4	24.40
QD1A6.6/B7.0	7831-1066	1	7.35	SDS	1 15/16	7/8	7.00
QD2A6.6/B7.0	7831-2066	2	7.35	SK	2 1/2	1 3/4	11.21
QD3A6.6/B7.0	7831-3066	3	7.35	SK	2 1/2	2 1/2	13.02
QD4A6.6/B7.0	7831-4066	4	7.35	SK	2 1/2	3 1/4	16.33
QD5A6.6/B7.0	7831-5066	5	7.35	SF	2 15/16	4	16.84
QD6A6.6/B7.0	7831-6066	6	7.35	SF	2 15/16	4 3/4	18.75
QD7A6.6/B7.0	7831-7066	7	7.35	SF	2 15/16	5 1/2	21.00
QD8B7.0	7832-8070	8	7.35	SF	2 15/16	6 1/4	23.00
QD10B7.0	7833-0070	10	7.35	SF	2 15/16	7 3/4	27.00
QD1A7.0/B7.4	7831-1070	1	7.75	SDS	1 15/16	1	8.29
QD2A7.0/B7.4	7831-2070	2	7.75	SK	2 1/2	1 3/4	13.12
QD3A7.0/B7.4	7831-3070	3	7.75	SK	2 1/2	2 1/2	15.17
QD4A7.0/B7.4	7831-4070	4	7.75	SK	2 1/2	3 1/4	18.21
QD5A7.0/B7.4	7831-5070	5	7.75	SF	2 15/16	4	21.39
QD6A7.0/B7.4	7831-6070	6	7.75	SF	2 15/16	4 3/4	20.89
QD7A7.0/B7.4	7831-7070	7	7.75	SF	2 15/16	5 1/2	23.00
QD8B7.4	7832-8074	8	7.75	SF	2 15/16	6 1/4	34.14
⁶ QD10B7.4	7833-0074	10	7.75	SF	2 15/16	7 3/4	30.00
QD1A7.6/B8.0	7831-1076	1	8.35	SDS	1 15/16	1	9.77
QD2A7.6/B8.0	7831-2076	2	8.35	SK	2 1/2	1 3/4	12.53
QD3A7.6/B8.0	7831-3076	3	8.35	SK	2 1/2	2 1/2	17.46
QD4A7.6/B8.0	7831-4076	4	8.35	SK	2 1/2	3 1/4	20.83
QD5A7.6/B8.0	7831-5076	5	8.35	SF	2 15/16	4	22.14
QD6A7.6/B8.0	7831-6076	6	8.35	SF	2 15/16	4 3/4	23.94
QD1A8.2/B8.6	7831-1082	1	8.95	SDS	1 15/16	1	10.83
QD2A8.2/B8.6	7831-2082	2	8.95	SK	2 1/2	1 3/4	15.65
QD3A8.2/B8.6	7831-3082	3	8.95	SK	2 1/2	2 1/2	22.12

⁶ Standard/Non-Stock item. Check with Customer Service for availability.

Multi-Duty® Sheaves - QD®

Product No. Series 7831 (continued)
Combination A or B Section (continued)

Part No.	Product No.	Number of Grooves	Outside Dia. (in)	Bushing	Bore Range Max. (in)	Face Width (in)	Weight (Lbs.)
QD4A8.2/B8.6	7831-4082	4	8.95	SK	2 1/2	3 1/4	25.65
QD5A8.2/B8.6	7831-5082	5	8.95	SF	2 15/16	4	24.95
QD6A8.2/B8.6	7831-6082	6	8.95	SF	2 15/16	4 3/4	27.46
QD7A8.2/B8.6	7831-7082	7	8.95	E	3 1/2	5 1/2	31.00
QD8B8.6	7832-8086	8	8.95	E	3 1/2	6 1/4	33.57
⁶ QD10B8.6	7833-0086	10	8.95	E	3 1/2	7 3/4	55.52
QD1A9.0/B9.4	7831-1090	1	9.75	SDS	1 15/16	1	12.80
QD2A9.0/B9.4	7831-2090	2	9.75	SK	2 1/2	1 3/4	16.35
QD3A9.0/B9.4	7831-3090	3	9.75	SK	2 1/2	2 1/2	19.58
QD4A9.0/B9.4	7831-4090	4	9.75	SK	2 1/2	3 1/4	24.66
QD5A9.0/B9.4	7831-5090	5	9.75	SF	2 15/16	4	29.53
QD6A9.0/B9.4	7831-6090	6	9.75	SF	2 15/16	4 3/4	34.13
QD7A9.0/B9.4	7831-7090	7	9.75	E	3 1/2	5 1/2	33.00
QD8B9.4	7832-8094	8	9.75	E	3 1/2	6 1/4	51.00
⁶ QD10B9.4	7833-0094	10	9.75	E	3 1/2	7 3/4	60.70
QD1A10.6/B11.0	7831-1106	1	11.35	SDS	1 15/16	1	12.76
QD2A10.6/B11.0	7831-2106	2	11.35	SK	2 1/2	1 3/4	19.79
QD3A10.6/B11.0	7831-3106	3	11.35	SK	2 1/2	2 1/2	19.80
QD4A10.6/B11.0	7831-4106	4	11.35	SK	2 1/2	3 1/4	24.75
QD5A10.6/B11.0	7831-5106	5	11.35	SF	2 15/16	4	34.15
QD6A10.6/B11.0	7831-6106	6	11.35	SF	2 15/16	4 3/4	36.00
QD7A10.6/B11.0	7831-7106	7	11.35	E	3 1/2	5 1/2	42.00
⁶ QD8B11.0	7832-8110	8	11.35	E	3 1/2	6 1/4	60.30
⁶ QD10B11.0	7833-0110	10	11.35	E	3 1/2	7 3/4	69.48
QD1A12.0/B12.4	7831-1120	1	12.75	SDS	1 15/16	1	13.79
QD2A12.0/B12.4	7831-2120	2	12.75	SK	2 1/2	1 3/4	19.52
QD3A12.0/B12.4	7831-3120	3	12.75	SK	2 1/2	2 1/2	23.34
QD4A12.0/B12.4	7831-4120	4	12.75	SK	2 1/2	3 1/4	28.48
QD5A12.0/B12.4	7831-5120	5	12.75	SF	2 15/16	4	36.32
QD6A12.0/B12.4	7831-6120	6	12.75	SF	2 15/16	4 3/4	43.74
QD7A12.0/B12.4	7831-7120	7	12.75	E	3 1/2	5 1/2	48.00
QD8B12.4	7832-8124	8	12.75	E	3 1/2	6 1/4	54.38
⁶ QD10B12.4	7833-0124	10	12.75	F	3 15/16	7 3/4	113.20
QD1A13.2/B13.6	7831-1132	1	13.95	SDS	1 15/16	1	17.15
QD2A13.2/B13.6	7831-2132	2	13.95	SK	2 1/2	1 3/4	25.56
QD3A13.2/B13.6	7831-3132	3	13.95	SK	2 1/2	2 1/2	29.31
QD4A13.2/B13.6	7831-4132	4	13.95	SK	2 1/2	3 1/4	34.47
QD5A13.2/B13.6	7831-5132	5	13.95	SF	2 15/16	4	47.92
QD6A13.2/B13.6	7831-6132	6	13.95	SF	2 15/16	4 3/4	52.46
QD7A13.2/B13.6	7831-7132	7	13.95	E	3 1/2	5 1/2	49.00
QD8B13.6	7832-8136	8	13.95	E	3 1/2	6 1/4	53.00
QD10B13.6	7833-0136	10	13.95	F	3 15/16	7 3/4	73.00
QD1A15.0/B15.4	7831-1150	1	15.75	SK	2 1/2	1	20.93
QD2A15.0/B15.4	7831-2150	2	15.75	SK	2 1/2	1 3/4	25.32
QD3A15.0/B15.4	7831-3150	3	15.75	SK	2 1/2	2 1/2	41.50
QD4A15.0/B15.4	7831-4150	4	15.75	SF	2 15/16	3 1/4	45.74
QD5A15.0/B15.4	7831-5150	5	15.75	SF	2 15/16	4	49.00
QD6A15.0/B15.4	7831-6150	6	15.75	SF	2 15/16	4 3/4	66.41
QD7A15.0/B15.4	7831-7150	7	15.75	E	3 1/2	5 1/2	62.00
⁶ QD8B15.4	7832-8154	8	15.75	E	3 1/2	6 1/4	82.26
⁶ QD10B15.4	7833-0154	10	15.75	F	3 15/16	7 3/4	98.50
QD1A15.6/B16.0	7831-1156	1	16.35	SK	2 1/2	1	24.87
QD2A15.6/B16.0	7831-2156	2	16.35	SK	2 1/2	1 3/4	32.83
QD3A15.6/B16.0	7831-3156	3	16.35	SK	2 1/2	2 1/2	50.72
QD4A15.6/B16.0	7831-4156	4	16.35	SF	2 15/16	3 1/4	56.03
QD5A15.6/B16.0	7831-5156	5	16.35	SF	2 15/16	4	75.00
QD6A15.6/B16.0	7831-6156	6	16.35	SF	2 15/16	4 3/4	81.85
QD7A15.6/B16.0	7831-7156	7	16.35	E	3 1/2	5 1/2	69.00
QD8B16.0	7832-8160	8	16.35	E	3 1/2	6 1/4	73.00

HEAVY DUTY V-BELT METAL

⁶ Standard/Non-Stock item. Check with Customer Service for availability.

Multi-Duty® Sheaves - QD®

Product No. Series 7831 (continued) Combination A or B Section (continued)

HEAVY DUTY V-BELT METAL

Part No.	Product No.	Number of Grooves	Outside Dia. (in)	Bushing	Bore Range Max. (in)	Face Width (in)	Weight (Lbs.)
QD10B16.0	7833-0160	10	16.35	F	3 15/16	7 3/4	95.00
QD1A18.0/B18.4	7831-1180	1	18.75	SK	2 1/2	1	50.18
QD2A18.0/B18.4	7831-2180	2	18.75	SK	2 1/2	1 3/4	39.80
QD3A18.0/B18.4	7831-3180	3	18.75	SK	2 1/2	2 1/2	45.85
QD4A18.0/B18.4	7831-4180	4	18.75	SF	2 15/16	3 1/4	63.31
QD5A18.0/B18.4	7831-5180	5	18.75	SF	2 15/16	4	70.36
QD6A18.0/B18.4	7831-6180	6	18.75	SF	2 15/16	4 3/4	73.00
QD7A18.0/B18.4	7831-7180	7	18.75	F	3 15/16	5 1/2	80.00
⁶ QD8B18.4	7832-8184	8	18.75	F	3 15/16	6 1/4	87.70
⁶ QD10B18.4	7833-0184	10	18.75	F	3 15/16	7 3/4	116.00
QD1A19.6/B20.0	7832-1200	1	20.35	SK	2 1/2	1	30.31
QD2A19.6/B20.0	7832-2200	2	20.35	SF	2 15/16	1 3/4	41.34
QD3A19.6/B20.0	7832-3200	3	20.35	SF	2 15/16	2 1/2	43.20
QD4A19.6/B20.0	7832-4200	4	20.35	SF	2 15/16	3 3/4	58.00
QD5A19.6/B20.0	7832-5200	5	20.35	E	3 1/2	4	74.00
QD6A19.6/B20.0	7832-6200	6	20.35	E	3 1/2	4 3/4	82.00
QD7A19.6/B20.0	7832-7200	7	20.35	F	3 15/16	5 1/2	95.00
QD8B20.0	7832-8200	8	20.35	F	3 15/16	6 1/4	87.00
⁶ QD10B20.0	7833-0200	10	20.35	F	3 15/16	7 3/4	110.00
QD1A24.6/B25.0	7832-1250	1	25.35	SF	2 15/16	1	40.00
QD2A24.6/B25.0	7832-2250	2	25.35	SF	2 15/16	1 3/4	58.00
QD3A24.6/B25.0	7832-3250	3	25.35	SF	2 15/16	2 1/2	73.00
QD4A24.6/B25.0	7832-4250	4	25.35	E	3 1/2	3 1/4	77.00
QD5A24.6/B25.0	7832-5250	5	25.35	E	3 1/2	4	97.33
QD6A24.6/B25.0	7832-6250	6	25.35	E	3 1/2	4 3/4	116.00
QD7A24.6/B25.0	7832-7250	7	25.35	F	3 15/16	5 1/2	123.00
QD8B25.0	7832-8250	8	25.35	F	3 15/16	6 1/4	118.00
QD10B25.0	7833-0250	10	25.00	F	4	7 3/4	142.00
QD1A29.6/B30.0	7832-1300	1	30.35	SF	2 15/16	1	52.00
QD2A29.6/B30.0	7832-2300	2	30.35	SF	2 15/16	1 3/4	72.00
QD3A29.6/B30.0	7832-3300	3	30.35	SF	2 15/16	2 1/2	83.00
QD4A29.6/B30.0	7832-4300	4	30.35	E	3 1/2	3 1/4	110.00
QD5A29.6/B30.0	7832-5300	5	30.35	E	3 1/2	4	105.00
QD6A29.6/B30.0	7832-6300	6	30.35	E	3 1/2	4 3/4	132.00
QD7A29.6/B30.0	7832-7300	7	30.35	F	3 15/16	5 1/2	160.00
⁶ QD8B30.0	7832-8300	8	30.35	F	3 15/16	6 1/4	149.00
⁶ QD10B30.0	7833-0300	10	30.35	F	3 15/16	7 3/4	165.00
QD2A37.6/B38.0	7832-2380	2	38.35	SF	2 15/16	1 3/4	165.00
QD3A37.6/B38.0	7832-3380	3	38.35	E	3 1/2	2 1/2	103.00
QD4A37.6/B38.0	7832-4380	4	38.35	E	3 1/2	3 1/4	120.00
QD5A37.6/B38.0	7832-5380	5	38.35	E	3 1/2	4	145.00
QD6A37.6/B38.0	7832-6380	6	38.35	E	3 1/2	4 3/4	175.00
QD7A37.6/B38.0	7832-7380	7	38.35	F	3 15/16	5 1/2	233.00
⁶ QD8B38.0	7832-8380	8	38.35	F	3 15/16	6 1/4	205.00
⁶ QD10B38.0	7833-0380	10	38.35	J	4 1/2	7 3/4	230.00

Product No. Series 7834 & 7835 C Section

Part No.	Product No.	Number of Grooves	Outside Dia. (in)	Bushing	Bore Range Max. (in)	Face Width (in)	Weight (Lbs.)
QD3C5.0	7834-3050	3	5.40	SD	1 15/16	3 3/8	8.55
QD4C5.0	7834-4050	4	5.40	SD	1 15/16	4 3/8	10.42
QD2C5.6	7834-2056	2	6.00	SD	1 15/16	2 3/8	8.50
QD3C5.6	7834-3056	3	6.00	SD	1 15/16	3 3/8	11.50
QD4C5.6	7834-4056	4	6.00	SD	1 15/16	4 3/8	13.30
QD3C6.0	7834-3060	3	6.40	SF	2 15/16	3 3/8	11.50

⁶ Standard/Non-Stock item. Check with Customer Service for availability.

Multi-Duty® Sheaves - QD®

Product No. Series 7834 & 7835 (continued)
C Section (continued)

Part No.	Product No.	Number of Grooves	Outside Dia. (in)	Bushing	Bore Range Max. (in)	Face Width (in)	Weight (Lbs.)
QD4C6.0	7834-4060	4	6.40	SF	2 15/16	4 3/8	13.90
QD5C6.0	7834-5060	5	6.40	SF	2 15/16	5 3/8	16.30
QD6C6.0	7834-6060	6	6.40	SF	2 15/16	6 3/8	18.60
QD1C7.0	7834-1070	1	7.40	SF	2 15/16	1 3/8	9.50
QD2C7.0	7834-2070	2	7.40	SF	2 15/16	2 3/8	12.40
QD3C7.0	7834-3070	3	7.40	SF	2 15/16	3 3/8	14.97
QD4C7.0	7834-4070	4	7.40	SF	2 15/16	4 3/8	17.84
QD5C7.0	7834-5070	5	7.40	SF	2 15/16	5 3/8	22.67
QD6C7.0	7834-6070	6	7.40	SF	2 15/16	6 3/8	24.10
QD7C7.0	7834-7070	7	7.40	SF	2 15/16	7 3/8	26.00
⁶ QD8C7.0	7834-8070	8	7.40	SF	2 15/16	8 3/8	29.81
QD1C7.5	7834-1075	1	7.90	SF	2 15/16	1 3/8	11.38
QD2C7.5	7834-2075	2	7.90	SF	2 15/16	2 3/8	14.86
QD3C7.5	7834-3075	3	7.90	SF	2 15/16	3 3/8	17.28
QD4C7.5	7834-4075	4	7.90	SF	2 15/16	4 3/8	21.09
QD5C7.5	7834-5075	5	7.90	SF	2 15/16	5 3/8	29.94
QD6C7.5	7834-6075	6	7.90	SF	2 15/16	6 3/8	33.61
QD1C8.0	7834-1080	1	8.40	SF	2 15/16	1 3/8	13.23
QD2C8.0	7834-2080	2	8.40	SF	2 15/16	2 3/8	16.62
QD3C8.0	7834-3080	3	8.40	E	3 1/2	3 3/8	20.35
QD4C8.0	7834-4080	4	8.40	E	3 1/2	4 3/8	24.12
QD5C8.0	7834-5080	5	8.40	E	3 1/2	5 3/8	27.26
QD6C8.0	7834-6080	6	8.40	E	3 1/2	6 3/8	32.32
QD7C8.0	7834-7080	7	8.40	E	3 1/2	7 3/8	35.00
QD8C8.0	7834-8080	8	8.40	E	3 1/2	8 3/8	37.52
QD9C8.0	7834-9080	9	8.40	E	3 1/2	9 3/8	42.00
QD10C8.0	7835-0080	10	8.40	E	3 1/2	10 3/8	44.70
QD1C8.5	7834-1085	1	8.90	SF	2 15/16	1 3/8	15.38
QD2C8.5	7834-2085	2	8.90	SF	2 15/16	2 3/8	18.97
QD3C8.5	7834-3085	3	8.90	E	3 1/2	3 3/8	23.41
QD4C8.5	7834-4085	4	8.90	E	3 1/2	4 3/8	26.77
QD5C8.5	7834-5085	5	8.90	E	3 1/2	5 3/8	37.00
QD6C8.5	7834-6085	6	8.90	E	3 1/2	6 3/8	42.47
QD7C8.5	7834-7085	7	8.90	E	3 1/2	7 3/8	40.00
⁶ QD8C8.5	7834-8085	8	8.90	E	3 1/2	8 3/8	46.38
QD9C8.5	7834-9085	9	8.90	E	3 1/2	9 3/8	47.00
⁶ QD10C8.5	7835-0085	10	8.90	E	3 1/2	10 3/8	50.58
QD1C9.0	7834-1090	1	9.40	SF	2 15/16	1 3/8	17.77
QD2C9.0	7834-2090	2	9.40	SF	2 15/16	2 3/8	22.20
QD3C9.0	7834-3090	3	9.40	E	3 1/2	3 3/8	26.55
QD4C9.0	7834-4090	4	9.40	E	3 1/2	4 3/8	30.63
QD5C9.0	7834-5090	5	9.40	E	3 1/2	5 3/8	35.00
QD6C9.0	7834-6090	6	9.40	F	3 15/16	6 3/8	42.31
QD7C9.0	7834-7090	7	9.40	F	3 15/16	7 3/8	48.00
QD8C9.0	7834-8090	8	9.40	F	3 15/16	8 3/8	50.07
QD9C9.0	7834-9090	9	9.40	J	4 1/2	9 3/8	51.00
⁶ QD10C9.0	7835-0090	10	9.40	J	4 1/2	10 3/8	101.00
⁶ QD12C9.0	7835-2090	12	9.40	J	4 1/2	12 3/8	75.00
⁶ QD1C9.5	7834-1095	1	9.90	SF	2 15/16	1 3/8	19.84
QD2C9.5	7834-2095	2	9.90	SF	2 15/16	2 3/8	23.99
QD3C9.5	7834-3095	3	9.90	E	3 1/2	3 3/8	30.05
QD4C9.5	7834-4095	4	9.90	E	3 1/2	4 3/8	34.30
QD5C9.5	7834-5095	5	9.90	E	3 1/2	5 3/8	44.18
QD6C9.5	7834-6095	6	9.90	F	3 15/16	6 3/8	53.68
QD7C9.5	7834-7095	7	9.90	F	3 15/16	7 3/8	55.00
QD8C9.5	7834-8095	8	9.90	F	3 15/16	8 3/8	56.13
QD9C9.5	7834-9095	9	9.90	J	4 1/2	9 3/8	66.00
⁶ QD10C9.5	7835-0095	10	9.90	J	4 1/2	10 3/8	101.00
⁶ QD12C9.5	7835-2095	12	9.90	J	4 1/2	12 3/8	86.00

HEAVY DUTY V-BELT METAL

⁶ Standard/Non-Stock item. Check with Customer Service for availability.

Multi-Duty® Sheaves - QD®

Product No. Series 7834 & 7835 (continued)

C Section (continued)

HEAVY DUTY V-BELT METAL

Part No.	Product No.	Number of Grooves	Outside Dia. (in)	Bushing	Bore Range Max. (in)	Face Width (in)	Weight (Lbs.)
QD1C10.0	7834-1100	1	10.40	SF	2 15/16	1 3/8	17.58
QD2C10.0	7834-2100	2	10.40	SF	2 15/16	2 3/8	21.70
QD3C10.0	7834-3100	3	10.40	E	3 1/2	3 3/8	33.70
QD4C10.0	7834-4100	4	10.40	E	3 1/2	4 3/8	38.09
QD5C10.0	7834-5100	5	10.40	E	3 1/2	5 3/8	42.67
QD6C10.0	7834-6100	6	10.40	F	3 15/16	6 3/8	54.19
QD7C10.0	7834-7100	7	10.40	F	3 15/16	7 3/8	60.00
QD8C10.0	7834-8100	8	10.40	F	3 15/16	8 3/8	72.71
QD9C10.0	7834-9100	9	10.40	J	4 1/2	9 3/8	72.00
⁶ QD10C10.0	7835-0100	10	10.40	J	4 1/2	10 3/8	70.62
⁶ QD12C10.0	7835-2100	12	10.40	J	4 1/2	12 3/8	86.00
⁶ QD1C10.5	7834-1105	1	10.90	SF	2 15/16	1 3/8	18.45
QD2C10.5	7834-2105	2	10.90	SF	2 15/16	2 3/8	23.20
QD3C10.5	7834-3105	3	10.90	E	3 1/2	3 3/8	37.99
QD4C10.5	7834-4105	4	10.90	E	3 1/2	4 3/8	42.98
QD5C10.5	7834-5105	5	10.90	E	3 1/2	5 3/8	42.00
QD6C10.5	7834-6105	6	10.90	F	3 15/16	6 3/8	66.75
QD7C10.5	7834-7105	7	10.90	F	3 15/16	7 3/8	66.00
QD8C10.5	7834-8105	8	10.90	F	3 15/16	8 3/8	90.00
QD9C10.5	7834-9105	9	10.90	J	4 1/2	9 3/8	80.00
⁶ QD10C10.5	7835-0105	10	10.90	J	4 1/2	10 3/8	101.00
⁶ QD12C10.5	7835-2105	12	10.90	J	4 1/2	12 3/8	96.00
⁶ QD1C11.0	7834-1110	1	11.40	SF	2 15/16	1 3/8	22.22
QD2C11.0	7834-2110	2	11.40	SF	2 15/16	2 3/8	24.57
QD3C11.0	7834-3110	3	11.40	E	3 1/2	3 3/8	31.37
QD4C11.0	7834-4110	4	11.40	E	3 1/2	4 3/8	46.44
QD5C11.0	7834-5110	5	11.40	E	3 1/2	5 3/8	51.83
QD6C11.0	7834-6110	6	11.40	F	3 15/16	6 3/8	65.65
QD7C11.0	7834-7110	7	11.40	F	3 15/16	7 3/8	73.00
QD8C11.0	7834-8110	8	11.40	F	3 15/16	8 3/8	75.99
QD9C11.0	7834-9110	9	11.40	J	4 1/2	9 3/8	88.00
QD10C11.0	7835-0110	10	11.40	J	4 1/2	10 3/8	86.00
⁶ QD12C11.0	7835-2110	12	11.40	J	4 1/2	12 3/8	104.00
QD1C12.0	7834-1120	1	12.40	SF	2 15/16	1 3/8	22.01
QD2C12.0	7834-2120	2	12.40	SF	2 15/16	2 3/8	27.01
QD3C12.0	7834-3120	3	12.40	E	3 1/2	3 3/8	41.06
QD4C12.0	7834-4120	4	12.40	E	3 1/2	4 3/8	48.45
QD5C12.0	7834-5120	5	12.40	E	3 1/2	5 3/8	75.78
QD6C12.0	7834-6120	6	12.40	F	3 15/16	6 3/8	95.70
QD7C12.0	7834-7120	7	12.40	F	3 15/16	7 3/8	70.00
QD8C12.0	7834-8120	8	12.40	F	3 15/16	8 3/8	34.52
QD9C12.0	7834-9120	9	12.40	J	4 1/2	9 3/8	102.00
QD10C12.0	7835-0120	10	12.40	J	4 1/2	10 3/8	151.00
⁶ QD12C12.0	7835-2120	12	12.40	J	4 1/2	12 3/8	126.00
⁶ QD1C13.0	7834-1130	1	13.40	SF	2 15/16	1 3/8	24.56
QD2C13.0	7834-2130	2	13.40	SF	2 15/16	2 3/8	30.39
QD3C13.0	7834-3130	3	13.40	E	3 1/2	3 3/8	41.45
QD4C13.0	7834-4130	4	13.40	E	3 1/2	4 3/8	50.55
QD5C13.0	7834-5130	5	13.40	E	3 1/2	5 3/8	60.62
QD6C13.0	7834-6130	6	13.40	F	3 15/16	6 3/8	72.50
QD7C13.0	7834-7130	7	13.40	F	3 15/16	7 3/8	78.00
QD8C13.0	7834-8130	8	13.40	F	3 15/16	8 3/8	108.00
QD9C13.0	7834-9130	9	13.40	J	4 1/2	9 3/8	99.00
QD10C13.0	7835-0130	10	13.40	J	4 1/2	10 3/8	120.00
⁶ QD12C13.0	7835-2130	12	13.40	J	4 1/2	12 3/8	134.00
⁶ QD1C14.0	7834-1140	1	14.40	SF	2 15/16	1 3/8	27.38
QD2C14.0	7834-2140	2	14.40	SF	2 15/16	2 3/8	33.66
QD3C14.0	7834-3140	3	14.40	E	3 1/2	3 3/8	50.07
QD4C14.0	7834-4140	4	14.40	E	3 1/2	4 3/8	54.45

⁶ Standard/Non-Stock item. Check with Customer Service for availability.

Multi-Duty® Sheaves - QD®

Product No. Series 7834 & 7835 (continued) C Section (continued)

Part No.	Product No.	Number of Grooves	Outside Dia. (in)	Bushing	Bore Range Max. (in)	Face Width (in)	Weight (Lbs.)
QD5C14.0	7834-5140	5	14.40	E	3 1/2	5 3/8	68.00
QD6C14.0	7834-6140	6	14.40	F	3 15/16	6 3/8	84.00
QD7C14.0	7834-7140	7	14.40	F	3 15/16	7 3/8	84.00
QD8C14.0	7834-8140	8	14.40	F	3 15/16	8 3/8	144.50
QD9C14.0	7834-9140	9	14.40	J	4 1/2	9 3/8	108.00
⁶ QD10C14.0	7835-0140	10	14.40	J	4 1/2	10 3/8	181.00
⁶ QD12C14.0	7835-2140	12	14.40	J	4 1/2	12 3/8	153.00
⁶ QD1C16.0	7834-1160	1	16.40	SF	2 15/16	1 3/8	33.76
QD2C16.0	7834-2160	2	16.40	SF	2 15/16	2 3/8	41.28
QD3C16.0	7834-3160	3	16.40	E	3 1/2	3 3/8	52.88
QD4C16.0	7834-4160	4	16.40	E	3 1/2	4 3/8	62.88
QD5C16.0	7834-5160	5	16.40	E	3 1/2	5 3/8	79.00
QD6C16.0	7834-6160	6	16.40	F	3 15/16	6 3/8	92.00
QD7C16.0	7834-7160	7	16.40	F	3 15/16	7 3/8	100.00
QD8C16.0	7834-8160	8	16.40	F	3 15/16	8 3/8	125.30
QD9C16.0	7834-9160	9	16.40	J	4 1/2	9 3/8	129.00
QD10C16.0	7835-0160	10	16.40	J	4 1/2	10 3/8	237.00
⁶ QD12C16.0	7835-2160	12	16.40	J	4 1/2	12 3/8	175.00
⁶ QD1C18.0	7834-1180	1	18.40	SF	2 15/16	1 3/8	44.50
QD2C18.0	7834-2180	2	18.40	SF	2 15/16	2 3/8	56.16
QD3C18.0	7834-3180	3	18.40	E	3 1/2	3 3/8	65.99
QD4C18.0	7834-4180	4	18.40	E	3 1/2	4 3/8	85.01
QD5C18.0	7834-5180	5	18.40	E	3 1/2	5 3/8	96.28
QD6C18.0	7834-6180	6	18.40	F	3 15/16	6 3/8	126.00
QD7C18.0	7834-7180	7	18.40	F	3 15/16	7 3/8	117.00
⁶ QD8C18.0	7834-8180	8	18.40	F	3 15/16	8 3/8	133.00
QD9C18.0	7834-9180	9	18.40	J	4 1/2	9 3/8	143.00
⁶ QD10C18.0	7835-0180	10	18.40	J	4 1/2	10 3/8	249.00
⁶ QD12C18.0	7835-2180	12	18.40	J	4 1/2	12 3/8	198.00
⁶ QD1C20.0	7834-1200	1	20.40	SF	2 15/16	1 3/8	31.69
QD2C20.0	7834-2200	2	20.40	SF	2 15/16	2 3/8	54.10
QD3C20.0	7834-3200	3	20.40	E	3 1/2	3 3/8	69.00
QD4C20.0	7834-4200	4	20.40	E	3 1/2	4 3/8	86.00
QD5C20.0	7834-5200	5	20.40	F	3 15/16	5 3/8	114.00
QD6C20.0	7834-6200	6	20.40	F	3 15/16	6 3/8	102.00
QD7C20.0	7834-7200	7	20.40	J	4 1/2	7 3/8	131.00
QD8C20.0	7834-8200	8	20.40	J	4 1/2	8 3/8	146.00
QD9C20.0	7834-9200	9	20.40	J	4 1/2	9 3/8	156.00
⁶ QD10C20.0	7835-0200	10	20.40	J	4 1/2	10 3/8	277.00
⁶ QD12C20.0	7835-2200	12	20.40	M	5 1/2	12 3/8	237.00
⁶ QD1C24.0	7834-1240	1	24.40	SF	2 15/16	1 3/8	31.80
⁶ QD2C24.0	7834-2240	2	24.40	SF	2 15/16	2 3/8	61.00
QD3C24.0	7834-3240	3	24.40	E	3 1/2	3 3/8	78.00
QD4C24.0	7834-4240	4	24.40	F	3 15/16	4 3/8	108.00
QD5C24.0	7834-5240	5	24.40	F	3 15/16	5 3/8	109.00
QD6C24.0	7834-6240	6	24.40	F	3 15/16	6 3/8	150.00
QD7C24.0	7834-7240	7	24.40	J	4 1/2	7 3/8	167.00
⁶ QD8C24.0	7834-8240	8	24.40	J	4 1/2	8 3/8	188.00
QD9C24.0	7834-9240	9	24.40	J	4 1/2	9 3/8	192.00
⁶ QD10C24.0	7835-0240	10	24.40	M	5 1/2	10 3/8	336.00
⁶ QD12C24.0	7835-2240	12	24.40	M	5 1/2	12 3/8	277.00
QD2C27.0	7834-2270	2	27.40	F	3 15/16	2 3/8	88.00
QD3C27.0	7834-3270	3	27.40	F	3 15/16	3 3/8	101.00
QD4C27.0	7834-4270	4	27.40	F	3 15/16	4 3/8	116.00
QD5C27.0	7834-5270	5	27.40	F	3 15/16	5 3/8	133.00
QD6C27.0	7834-6270	6	27.40	J	4 1/2	6 3/8	162.00
QD7C27.0	7834-7270	7	27.40	J	4 1/2	7 3/8	209.00
⁶ QD8C27.0	7834-8270	8	27.40	J	4 1/2	8 3/8	230.00
QD9C27.0	7834-9270	9	27.40	J	4 1/2	9 3/8	227.00

HEAVY DUTY V-BELT METAL

⁶ Standard/Non-Stock item. Check with Customer Service for availability.

Multi-Duty® Sheaves - QD®

Product No. Series 7834 & 7835 (continued)

C Section (continued)

HEAVY DUTY V-BELT METAL

Part No.	Product No.	Number of Grooves	Outside Dia. (in)	Bushing	Bore Range Max. (in)	Face Width (in)	Weight (Lbs.)
⁶ QD2C30.0	7834-2300	2	30.40	F	3 15/16	2 3/8	79.00
QD3C30.0	7834-3300	3	30.40	E	3 15/16	3 3/8	129.00
QD4C30.0	7834-4300	4	30.40	F	3 15/16	4 3/8	165.00
QD5C30.0	7834-5300	5	30.40	F	3 15/16	5 3/8	160.00
QD6C30.0	7834-6300	6	30.40	J	4 1/2	6 3/8	180.00
QD7C30.0	7834-7300	7	30.40	J	4 1/2	7 3/8	221.00
⁶ QD8C30.0	7834-8300	8	30.40	J	4 1/2	8 3/8	230.00
QD9C30.0	7834-9300	9	30.40	M	5 1/2	9 3/8	317.00
⁶ QD10C30.0	7835-0300	10	30.40	M	5 1/2	10 3/8	305.00
⁶ QD12C30.0	7835-2300	12	30.40	M	5 1/2	12 3/8	357.00
QD3C36.0	7834-3360	3	36.40	F	3 15/16	3 3/8	143.00
QD4C36.0	7834-4360	4	36.40	F	3 15/16	4 3/8	170.00
QD5C36.0	7834-5360	5	36.40	J	4 1/2	5 3/8	205.00
QD6C36.0	7834-6360	6	36.40	J	4 1/2	6 3/8	230.00
QD7C36.0	7834-7360	7	36.40	J	4 1/2	7 3/8	282.00
⁶ QD8C36.0	7834-8360	8	36.40	M	5 1/2	8 3/8	285.00
QD9C36.0	7834-9360	9	36.40	M	5 1/2	9 3/8	383.00
⁶ QD10C36.0	7835-0360	10	36.40	M	5 1/2	10 3/8	335.00
⁶ QD12C36.0	7835-2360	12	36.40	M	5 1/2	12 3/8	430.00
⁶ QD3C44.0	7834-3440	3	44.40	F	3 15/16	3 3/8	170.00
QD4C44.0	7834-4440	4	44.40	J	4 1/2	4 3/8	366.00
QD5C44.0	7834-5440	5	44.40	J	4 1/2	5 3/8	260.00
QD6C44.0	7834-6440	6	44.40	J	4 1/2	6 3/8	315.00
QD7C44.0	7834-7440	7	44.40	M	5 1/2	7 3/8	442.00
QD8C44.0	7834-8440	8	44.40	M	5 1/2	8 3/8	590.00
QD9C44.0	7834-9440	9	44.40	M	5 1/2	9 3/8	493.00
⁶ QD10C44.0	7835-0440	10	44.40	M	5 1/2	10 3/8	455.00
⁶ QD12C44.0	7835-2440	12	44.40	M	5 1/2	12 3/8	520.00
QD3C50.0	7834-3500	3	50.40	F	3 15/16	3 3/8	190.00
⁶ QD4C50.0	7834-4500	4	50.40	J	4 1/2	4 3/8	256.00
⁶ QD5C50.0	7834-5500	5	50.40	J	4 1/2	5 3/8	275.00
QD6C50.0	7834-6500	6	50.40	J	4 1/2	6 3/8	325.00
QD7C50.0	7834-7500	7	50.40	M	5 1/2	7 3/8	488.00
QD8C50.0	7834-8500	8	50.40	M	5 1/2	8 3/8	530.00
QD9C50.0	7834-9500	9	50.40	M	5 1/2	9 3/8	585.00
QD10C50.0	7835-0500	10	50.40	M	5 1/2	10 3/8	503.00
⁶ QD12C50.0	7835-2500	12	50.40	M	5 1/2	12 3/8	595.00

D Section Sheaves are Standard/Non-Stock.

Product No. Series 7836 & 7837

D Section

Part No.	Product No.	Number of Grooves	Outside Dia. (in)	Bushing	Bore Range Max. (in)	Face Width (in)	Weight (Lbs.)
⁶ QD3D12.0	7836-3120	3	12.60	F	3 15/16	4 5/8	83.00
⁶ QD4D12.0	7836-4120	4	12.60	F	3 15/16	6 1/16	85.00
⁶ QD5D12.0	7836-5120	5	12.60	F	3 15/16	7 1/2	98.00
QD6D12.0	7836-6120	6	12.60	J	4 1/2	8 15/16	111.00
⁶ QD8D12.0	7836-8120	8	12.60	J	4 1/2	11 13/16	151.00
⁶ QD10D12.0	7837-0120	10	12.60	M	5 1/2	14 11/16	153.00
QD12D12.0	7837-2120	12	12.60	M	5 1/2	17 9/16	176.00
QD3D13.0	7836-3130	3	13.60	F	3 15/16	4 5/8	88.00
⁶ QD4D13.0	7836-4130	4	13.60	F	3 15/16	6 1/16	76.00
⁶ QD5D13.0	7836-5130	5	13.60	F	3 15/16	7 1/2	114.00
⁶ QD6D13.0	7836-6130	6	13.60	J	4 1/2	8 15/16	140.00
⁶ QD8D13.0	7836-8130	8	13.60	J	4 1/2	11 13/16	168.00
⁶ QD10D13.0	7837-0130	10	13.60	M	5 1/2	14 11/16	180.00
QD12D13.0	7837-2130	12	13.60	M	5 1/2	17 9/16	210.00

⁶ Standard/Non-Stock item. Check with Customer Service for availability.

Multi-Duty® Sheaves - QD®

Product No. Series 7836 & 7837 (continued)
D Section (continued)

Part No.	Product No.	Number of Grooves	Outside Dia. (in)	Bushing	Bore Range Max. (in)	Face Width (in)	Weight (Lbs.)
⁶ QD3D13.5	7836-3135	3	14.10	F	3 15/16	4 5/8	88.00
⁶ QD4D13.5	7836-4135	4	14.10	F	3 15/16	6 1/16	107.00
⁶ QD5D13.5	7836-5135	5	14.10	F	3 15/16	7 1/2	134.00
⁶ QD6D13.5	7836-6135	6	14.10	J	4 1/2	8 15/16	140.00
⁶ QD8D13.5	7836-8135	8	14.10	J	4 1/2	11 13/16	168.00
⁶ QD10D13.5	7837-0135	10	14.10	M	5 1/2	14 11/16	186.00
QD12D13.5	7837-2135	12	14.10	M	5 1/2	17 9/16	227.00
⁶ QD3D14.0	7836-3140	3	14.60	F	3 15/16	4 5/8	111.00
⁶ QD4D14.0	7836-4140	4	14.60	F	3 15/16	6 1/16	106.00
⁶ QD5D14.0	7836-5140	5	14.60	F	3 15/16	7 1/2	140.00
⁶ QD6D14.0	7836-6140	6	14.60	J	4 1/2	8 15/16	159.00
⁶ QD8D14.0	7836-8140	8	14.60	J	4 1/2	11 13/16	181.00
⁶ QD10D14.0	7837-0140	10	14.60	M	5 1/2	14 11/16	221.00
QD12D14.0	7837-2140	12	14.60	M	5 1/2	17 9/16	244.00
QD3D14.5	7836-3145	3	15.10	F	3 15/16	4 5/8	111.00
⁶ QD4D14.5	7836-4145	4	15.10	F	3 15/16	6 1/16	106.00
⁶ QD5D14.5	7836-5145	5	15.10	F	3 15/16	7 1/2	140.00
⁶ QD6D14.5	7836-6145	6	15.10	J	4 1/2	8 15/16	159.00
⁶ QD8D14.5	7836-8145	8	15.10	J	4 1/2	11 13/16	181.00
⁶ QD10D14.5	7837-0145	10	15.10	M	5 1/2	14 11/16	221.00
QD12D14.5	7837-2145	12	15.10	M	5 1/2	17 9/16	262.00
⁶ QD3D15.0	7836-3150	3	15.60	F	3 15/16	4 5/8	105.00
⁶ QD4D15.0	7836-4150	4	15.60	F	3 15/16	6 1/16	110.00
⁶ QD5D15.0	7836-5150	5	15.60	F	3 15/16	7 1/2	114.00
⁶ QD6D15.0	7836-6150	6	15.60	J	4 1/2	8 15/16	162.00
⁶ QD8D15.0	7836-8150	8	15.60	J	4 1/2	11 13/16	216.00
⁶ QD10D15.0	7837-0150	10	15.60	M	5 1/2	14 11/16	247.00
QD12D15.0	7837-2150	12	15.60	M	5 1/2	17 9/16	281.00
⁶ QD3D15.5	7836-3155	3	16.10	F	3 15/16	4 5/8	105.00
⁶ QD4D15.5	7836-4155	4	16.10	F	3 15/16	6 1/16	110.00
⁶ QD5D15.5	7836-5155	5	16.10	F	3 15/16	7 1/2	146.00
⁶ QD6D15.5	7836-6155	6	16.10	J	4 1/2	8 15/16	162.00
⁶ QD8D15.5	7836-8155	8	16.10	J	4 1/2	11 13/16	216.00
⁶ QD10D15.5	7837-0155	10	16.10	M	5 1/2	14 11/16	270.00
QD12D15.5	7837-2155	12	16.10	M	5 1/2	17 9/16	300.00
⁶ QD3D16.0	7836-3160	3	16.60	F	3 15/16	4 5/8	150.00
⁶ QD4D16.0	7836-4160	4	16.60	F	3 15/16	6 1/16	150.00
⁶ QD5D16.0	7836-5160	5	16.60	F	3 15/16	7 1/2	143.00
⁶ QD6D16.0	7836-6160	6	16.60	J	4 1/2	8 15/16	199.00
⁶ QD8D16.0	7836-8160	8	16.60	J	4 1/2	11 13/16	237.00
⁶ QD10D16.0	7837-0160	10	16.60	M	5 1/2	14 11/16	267.00
QD12D16.0	7837-2160	12	16.60	M	5 1/2	17 9/16	279.00
⁶ QD4D17.0	7836-4170	4	17.60	J	4 1/2	6 1/16	111.00
⁶ QD5D17.0	7836-5170	5	17.60	J	4 1/2	7 1/2	128.00
⁶ QD6D17.0	7836-6170	6	17.60	J	4 1/2	8 15/16	145.00
⁶ QD8D17.0	7836-8170	8	17.60	J	4 1/2	11 13/16	176.00
⁶ QD10D17.0	7837-0170	10	17.60	M	5 1/2	14 11/16	263.00
QD12D17.0	7837-2170	12	17.60	M	5 1/2	17 9/16	289.00
⁶ QD3D18.0	7836-3180	3	18.60	J	4 1/2	4 5/8	146.00
⁶ QD4D18.0	7836-4180	4	18.60	J	4 1/2	6 1/16	146.00
⁶ QD5D18.0	7836-5180	5	18.60	J	4 1/2	7 1/2	164.00
⁶ QD6D18.0	7836-6180	6	18.60	J	4 1/2	8 15/16	223.00
⁶ QD8D18.0	7836-8180	8	18.60	M	5 1/2	11 13/16	249.00
⁶ QD10D18.0	7837-0180	10	18.60	M	5 1/2	14 11/16	274.00
QD12D18.0	7837-2180	12	18.60	M	5 1/2	17 9/16	309.00
⁶ QD4D20.0	7836-4200	4	20.60	J	4 1/2	6 1/16	181.00
⁶ QD5D20.0	7836-5200	5	20.60	J	4 1/2	7 1/2	188.00
⁶ QD6D20.0	7836-6200	6	20.60	J	4 1/2	8 15/16	249.00
⁶ QD8D20.0	7836-8200	8	20.60	M	5 1/2	11 13/16	277.00

HEAVY DUTY V-BELT METAL

⁶ Standard/Non-Stock item. Check with Customer Service for availability.

Multi-Duty® Sheaves - QD®

Product No. Series 7836 & 7837 (continued)

D Section (continued)

HEAVY DUTY V-BELT METAL

Part No.	Product No.	Number of Grooves	Outside Dia. (in)	Bushing	Bore Range Max. (in)	Face Width (in)	Weight (Lbs.)
⁶ QD10D20.0	7837-0200	10	20.60	M	5 1/2	14 11/16	408.00
QD12D20.0	7837-2200	12	20.60	M	5 1/2	17 9/16	352.00
⁶ QD3D22.0	7836-3220	3	22.60	J	4 1/2	4 5/8	199.00
⁶ QD4D22.0	7836-4220	4	22.60	J	4 1/2	6 1/16	199.00
⁶ QD5D22.0	7836-5220	5	22.60	J	4 1/2	7 1/2	221.00
⁶ QD6D22.0	7836-6220	6	22.60	M	5 1/2	8 15/16	258.00
⁶ QD8D22.0	7836-8220	8	22.60	M	5 1/2	11 13/16	326.00
⁶ QD10D22.0	7837-0220	10	22.60	M	5 1/2	14 11/16	361.00
QD12D22.0	7837-2220	12	22.60	M	5 1/2	17 9/16	384.00
QD3D24.0	7836-3240	3	24.60	J	4 1/2	4 5/8	135.00
QD4D24.0	7836-4240	4	24.60	J	4 1/2	6 1/16	170.00
QD5D24.0	7836-5240	5	24.60	J	4 1/2	7 1/2	192.00
QD6D24.0	7836-6240	6	24.60	M	5 1/2	8 15/16	264.00
⁶ QD3D27.0	7836-3270	3	27.60	J	4 1/2	4 5/8	236.00
⁶ QD4D27.0	7836-4270	4	27.60	J	4 1/2	6 1/16	257.00
⁶ QD5D27.0	7836-5270	5	27.60	M	5 1/2	7 1/2	296.00
⁶ QD6D27.0	7836-6270	6	27.60	M	5 1/2	8 15/16	331.00
QD8D27.0	7836-8270	8	27.60	M	5 1/2	11 13/16	376.00
⁶ QD10D27.0	7837-0270	10	27.60	M	5 1/2	14 11/16	430.00
QD12D27.0	7837-2270	12	27.60	N	6	17 9/16	515.00
⁶ QD3D33.0	7836-3330	3	33.60	J	4 1/2	4 5/8	332.00
⁶ QD4D33.0	7836-4330	4	33.60	M	5 1/2	6 1/16	361.00
⁶ QD5D33.0	7836-5330	5	33.60	M	5 1/2	7 1/2	411.00
⁶ QD6D33.0	7836-6330	6	33.60	M	5 1/2	8 15/16	460.00
⁶ QD8D33.0	7836-8330	8	33.60	M	5 1/2	11 13/16	524.00
⁶ QD10D33.0	7837-0330	10	33.60	N	5 7/8	14 11/16	638.00
QD12D33.0	7837-2330	12	33.60	N	6	17 9/16	650.00
⁶ QD3D40.0	7836-3400	3	40.60	J	4 1/2	4 5/8	250.00
⁶ QD4D40.0	7836-4400	4	40.60	M	5 1/2	6 1/16	498.00
⁶ QD5D40.0	7836-5400	5	40.60	M	5 1/2	7 1/2	546.00
⁶ QD6D40.0	7836-6400	6	40.60	M	5 1/2	8 15/16	606.00
⁶ QD8D40.0	7836-8400	8	40.60	N	5 7/8	11 13/16	695.00
⁶ QD10D40.0	7837-0400	10	40.60	N	5 7/8	14 11/16	788.00
QD12D40.0	7837-2400	12	40.60	P	7	17 9/16	855.00
⁶ QD5D48.0	7836-5480	5	48.60	M	5 1/2	7 1/2	671.00
⁶ QD6D48.0	7836-6480	6	48.60	M	5 1/2	8 15/16	744.00
⁶ QD8D48.0	7836-8480	8	48.60	N	5 7/8	11 13/16	849.00
⁶ QD10D48.0	7837-0480	10	48.60	P	7	14 11/16	961.00
QD12D48.0	7837-2480	12	48.60	P	7	17 9/16	1,085.00
⁶ QD5D58.0	7836-5580	5	58.60	M	5 1/2	7 1/2	750.00
⁶ QD6D58.0	7836-6580	6	58.60	N	5 7/8	8 15/16	800.00
⁶ QD8D58.0	7836-8580	8	58.60	N	5 7/8	11 13/16	975.00
⁶ QD10D58.0	7837-0580	10	58.60	P	7	14 11/16	1,200.00
QD12D58.0	7837-2580	12	58.60	P	7	17 9/16	1,395.00

⁶ Standard/Non-Stock item. Check with Customer Service for availability.

JVS Adjustable Speed Sheaves - Bored-to-Size

Markets/Applications

Use with Hi-Power® II A and B, Tri-Power® AX and BX, Super HC® 5V and Super HC® Molded Notched 5VX V-belts.

Features/Advantages

- Accurate groove spacing is assured at all times.
- Capacities range up to 40 hp at 1750 rpm.
- No lubrication required.
- No corrosion or sticking.
- Wide variable speed range.

Notes

JVS sheaves use standard 2 groove Multi-Duty® A/B or Super HC® 5V sheaves as companions. Details shown which do not affect drive function or overall weight may be changed without notification.



HEAVY DUTY V-BELT METAL

Product No. Series 7871

Part No.	Product No.	Outside Dia. (in)	Bore (in)	Bore Range Max. (in)	Weight (Lbs.)
2/JVS5.12 1.1/8	7871-0001	5.12	1 1/8	1 3/8	8.30
2/JVS5.12 1.3/8	7871-0002	5.12	1 3/8	1 3/8	7.90
2/JVS5.90 1.1/8	7871-0003	5.90	1 1/8	1 11/16	11.40
2/JVS5.90 1.3/8	7871-0004	5.90	1 3/8	1 11/16	10.90
2/JVS5.90 1.5/8	7871-0005	5.90	1 5/8	1 11/16	10.30
2/JVS6.69 1.1/8	7871-0006	6.69	1 1/8	1 11/16	14.30
2/JVS6.69 1.3/8	7871-0007	6.69	1 3/8	1 11/16	13.80
2/JVS6.69 1.5/8	7871-0008	6.69	1 5/8	1 11/16	13.20
2/JVS7.48 1.3/8	7871-0009	7.48	1 3/8	2 7/16	20.50
2/JVS7.48 1.5/8	7871-0010	7.48	1 5/8	2 7/16	19.90
2/JVS7.48 1.7/8	7871-0011	7.48	1 7/8	2 7/16	19.10
2/JVS8.27 1.3/8	7871-0012	8.27	1 3/8	2 7/16	24.30
2/JVS8.27 1.5/8	7871-0013	8.27	1 5/8	2 7/16	23.70
2/JVS8.27 1.7/8	7871-0014	8.27	1 7/8	2 7/16	22.90
2/JVS8.27 2.1/8	7871-0015	8.27	2 1/8	2 7/16	22.10
2/JVS9.06 1.3/8	7871-0016	9.06	1 3/8	2 7/16	27.30
2/JVS9.06 1.5/8	7871-0017	9.06	1 5/8	2 7/16	26.70
2/JVS9.06 1.7/8	7871-0018	9.06	1 7/8	2 7/16	25.90
2/JVS9.06 2.1/8	7871-0019	9.06	2 1/8	2 7/16	25.10

5VS & 8VS Adjustable Speed Sheaves - QD®

Markets/Applications

Use with Super HC® 5V and 8V or Super HC® Molded Notched 5VX and 8VX V-belts.

Features/Advantages

- Capacities range up to 500 hp at 1750 rpm.
- Companion sheaves have wide groove spacing.
- Interchangeable bushings.
- More hp per inch face width.
- No lubrication required.
- No corrosion or sticking.

Notes

8 groove 5V companion sheaves are Made-to-Order. Contact made-to-Order Metal.
 8V companion sheaves are Made-to-Order. Contact Made-to-Order Metals.
 Details shown which do not affect drive function or overall weight may be changed without notification.



HEAVY DUTY V-BELT METAL

Product No. Series 7960

5V Section

Part No.	Product No.	Number of Grooves	Outside Dia. (in)	Bushing	Weight (Lbs.)	Part No.	Product No.	Number of Grooves	Outside Dia. (in)	Bushing	Weight (Lbs.)
QD2/5VS9.56	7960-0001	2	9.56	SK	37.00	QD6/5VS11.54	7960-0015	6	11.54	5VSLB	140.00
QD3/5VS9.56	7960-0002	3	9.56	5VSSB	52.00	QD8/5VS11.54	7960-0016	8	11.54	5VSLB	178.00
QD4/5VS9.56	7960-0003	4	9.56	5VSSB	64.00	QD2/5VS12.52	7960-0017	2	12.52	SK	54.00
QD5/5VS9.56	7960-0004	5	9.56	5VSSB	76.00	QD3/5VS12.52	7960-0018	3	12.52	5VSSB	84.00
QD6/5VS9.56	7960-0005	6	9.56	5VSLB	100.00	QD4/5VS12.52	7960-0019	4	12.52	5VSSB	106.00
QD2/5VS10.56	7960-0006	2	10.56	SK	42.00	QD5/5VS12.52	7960-0020	5	12.52	5VSSB	130.00
QD3/5VS10.56	7960-0007	3	10.56	5VSSB	62.00	QD6/5VS12.52	7960-0021	6	12.52	5VSLB	162.00
QD4/5VS10.56	7960-0008	4	10.56	5VSSB	78.00	QD8/5VS12.52	7960-0022	8	12.52	5VSLB	210.00
QD5/5VS10.56	7960-0009	5	10.56	5VSSB	92.00	QD2/5VS14.09	7960-0023	2	14.09	SK	67.00
QD6/5VS10.56	7960-0010	6	10.56	5VSLB	118.00	QD3/5VS14.09	7960-0024	3	14.09	5VSSB	104.00
QD2/5VS11.54	7960-0011	2	11.54	SK	48.00	QD4/5VS14.09	7960-0025	4	14.09	5VSSB	133.00
QD3/5VS11.54	7960-0012	3	11.54	5VSSB	74.00	QD5/5VS14.09	7960-0026	5	14.09	5VSSB	164.00
QD4/5VS11.54	7960-0013	4	11.54	5VSSB	92.00	QD6/5VS14.09	7960-0027	6	14.09	5VSLB	202.00
QD5/5VS11.54	7960-0014	5	11.54	5VSSB	110.00	QD8/5VS14.09	7960-0028	8	14.09	5VSLB	264.00

5V Companion Sheaves

Part No.	Product No.	Number of Grooves	Outside Dia. (in)	Bushing	Weight (Lbs.)	Part No.	Product No.	Number of Grooves	Outside Dia. (in)	Bushing	Weight (Lbs.)
QD6/5V10.3W	7960-0029	6	10.30	F	71.00	QD6/5V16.0W	7960-0037	6	16.00	F	110.00
QD6/5V10.9W	7960-0030	6	10.90	F	78.80	QD6/5V18.7W	7960-0038	6	18.70	J	144.80
QD6/5V11.3W	7960-0031	6	11.30	F	87.30	QD6/5V21.2W	7960-0039	6	21.20	J	170.30
QD6/5V11.8W	7960-0032	6	11.80	F	93.50	QD6/5V23.6W	7960-0040	6	23.60	J	202.30
QD6/5V12.5W	7960-0033	6	12.50	F	85.30	QD6/5V28.0W	7960-0041	6	28.00	J	219.80
QD6/5V13.2W	7960-0034	6	13.20	F	91.90	QD6/5V31.5W	7960-0042	6	31.50	J	278.00
QD6/5V14.0W	7960-0035	6	14.00	F	101.20	QD6/5V37.5W	7960-0043	6	37.50	J	341.90
QD6/5V15.0W	7960-0036	6	15.00	F	100.50						

Product No. Series 7961

8V Section

Part No.	Product No.	Number of Grooves	Outside Dia. (in)	Bushing	Weight (Lbs.)	Part No.	Product No.	Number of Grooves	Outside Dia. (in)	Bushing	Weight (Lbs.)
QD4/8VS14.17	7961-0001	4	14.17	8VSSB	187.00	QD4/8VS16.14	7961-0005	4	16.14	8VSSB	215.00
QD5/8VS14.17	7961-0002	5	14.17	8VSSB	220.00	QD5/8VS16.14	7961-0006	5	16.14	8VSSB	250.00
QD6/8VS14.17	7961-0003	6	14.17	8VSSB	256.00	QD6/8VS16.14	7961-0007	6	16.14	8VSSB	290.00
QD8/8VS14.17	7961-0004	8	14.17	8VSLB	340.00	QD8/8VS16.14	7961-0008	8	16.14	8VSLB	388.00

SVS Adjustable Speed Sheaves - Bored-To-Size

Markets/Applications

For Use with Hi-Power® II A, B or C and Tri-Power® AX, BX or CX V-belts.

Features/Advantages

- Available in 2, 3, & 4 groove sizes.
- For A or B section drives with center distances exceeding 12" for 2 groove drives and 16" for 3 and 4 groove drives, standard Multi-Duty® Sheaves can be used as companion sheaves.
- For C section drives with center distances exceeding 19" for 2 groove drives and 25" for 3 and 4 groove drives, standard Multi-Duty Sheaves can be used as companion sheaves.
- Stocked in popular bore sizes.

Notes

Details shown which do not affect drive function or overall weight may be changed without notification.

Product No. Series 7962

A or B Section

Part No.	Product No.	Outside Dia. (in)	Bore (in)	Bore Range Max. (in)	Weight (Lbs.)	Part No.	Product No.	Outside Dia. (in)	Bore (in)	Bore Range Max. (in)	Weight (Lbs.)
SVS2/AB5.25.7/8	7962-0001	5.25	7/8	1 3/8	14.30	SVS2/AB7.25 1.1/8	7962-0032	7.25	1 1/8	1 7/8	22.30
SVS2/AB5.25 1.1/8	7962-0002	5.25	1 1/8	1 3/8	14.30	SVS2/AB7.25 1.3/8	7962-0033	7.25	1 3/8	1 7/8	22.30
SVS2/AB5.25 1.3/8	7962-0003	5.25	1 3/8	1 3/8	14.30	SVS2/AB7.25 1.5/8	7962-0034	7.25	1 5/8	1 7/8	22.30
SVS3/AB5.25 1.1/8	7962-0004	5.25	1 1/8	1 3/8	17.50	SVS3/AB7.25 1.3/8	7962-0035	7.25	1 3/8	1 7/8	27.00
SVS3/AB5.25 1.3/8	7962-0005	5.25	1 3/8	1 3/8	17.50	SVS3/AB7.25 1.5/8	7962-0036	7.25	1 5/8	1 7/8	27.00
SVS4/AB5.25 1.1/8	7962-0006	5.25	1 1/8	1 3/8	20.00	SVS3/AB7.25 1.7/8	7962-0037	7.25	1 7/8	1 7/8	27.00
SVS4/AB5.25 1.3/8	7962-0007	5.25	1 3/8	1 3/8	20.00	SVS4/AB7.25 1.5/8	7962-0038	7.25	1 5/8	1 7/8	27.30
SVS2/AB5.75.7/8	7962-0008	5.75	7/8	1 3/8	15.50	SVS4/AB7.25 1.7/8	7962-0039	7.25	1 7/8	1 7/8	27.30
SVS2/AB5.75 1.1/8	7962-0009	5.75	1 1/8	1 3/8	15.50	SVS2/AB7.75 1.1/8	7962-0040	7.75	1 1/8	2 3/8	26.30
SVS2/AB5.75 1.3/8	7962-0010	5.75	1 3/8	1 3/8	15.50	SVS2/AB7.75 1.3/8	7962-0041	7.75	1 3/8	2 3/8	26.30
SVS3/AB5.75 1.1/8	7962-0011	5.75	1 1/8	1 3/8	19.00	SVS2/AB7.75 1.5/8	7962-0042	7.75	1 5/8	2 3/8	26.30
SVS3/AB5.75 1.3/8	7962-0012	5.75	1 3/8	1 3/8	19.00	SVS3/AB7.75 1.5/8	7962-0043	7.75	1 5/8	2 3/8	32.00
SVS4/AB5.75 1.1/8	7962-0013	5.75	1 1/8	1 3/8	22.50	SVS3/AB7.75 1.7/8	7962-0044	7.75	1 7/8	2 3/8	32.00
SVS4/AB5.75 1.3/8	7962-0014	5.75	1 3/8	1 3/8	22.50	SVS4/AB7.75 1.5/8	7962-0045	7.75	1 5/8	2 3/8	37.30
SVS2/AB6.25 1.1/8	7962-0015	6.25	1 1/8	1 7/8	18.80	SVS4/AB7.75 1.7/8	7962-0046	7.75	1 7/8	2 3/8	37.30
SVS2/AB6.25 1.3/8	7962-0016	6.25	1 3/8	1 7/8	18.80	SVS4/AB7.75 2.1/8	7962-0047	7.75	2 1/8	2 3/8	37.30
SVS2/AB6.25 1.5/8	7962-0017	6.25	1 5/8	1 7/8	18.80	SVS2/AB8.75 1.3/8	7962-0048	8.75	1 3/8	2 3/8	29.00
SVS3/AB6.25 1.1/8	7962-0018	6.25	1 1/8	1 7/8	23.50	SVS2/AB8.75 1.5/8	7962-0049	8.75	1 5/8	2 3/8	29.00
SVS3/AB6.25 1.3/8	7962-0019	6.25	1 3/8	1 7/8	23.50	SVS3/AB8.75 1.3/8	7962-0050	8.75	1 3/8	2 3/8	32.00
SVS3/AB6.25 1.5/8	7962-0020	6.25	1 5/8	1 7/8	23.50	SVS3/AB8.75 1.5/8	7962-0051	8.75	1 5/8	2 3/8	32.00
SVS4/AB6.25 1.3/8	7962-0021	6.25	1 3/8	1 7/8	27.00	SVS3/AB8.75 1.7/8	7962-0052	8.75	1 7/8	2 3/8	32.00
SVS4/AB6.25 1.5/8	7962-0022	6.25	1 5/8	1 7/8	27.00	SVS4/AB8.75 1.5/8	7962-0053	8.75	1 5/8	2 3/8	43.00
SVS4/AB6.25 1.7/8	7962-0023	6.25	1 7/8	1 7/8	27.00	SVS4/AB8.75 1.7/8	7962-0054	8.75	1 7/8	2 3/8	43.00
SVS2/AB6.75 1.1/8	7962-0024	6.75	1 1/8	1 7/8	20.80	SVS4/AB8.75 2.1/8	7962-0055	8.75	2 1/8	2 3/8	43.00
SVS2/AB6.75 1.3/8	7962-0025	6.75	1 3/8	1 7/8	20.80	SVS2/AB9.75 1.3/8	7962-0056	9.75	1 3/8	2 3/8	32.50
SVS2/AB6.75 1.5/8	7962-0026	6.75	1 5/8	1 7/8	24.80	SVS2/AB9.75 1.5/8	7962-0057	9.75	1 5/8	2 3/8	32.50
SVS3/AB6.75 1.3/8	7962-0027	6.75	1 3/8	1 7/8	24.80	SVS3/AB9.75 1.5/8	7962-0058	9.75	1 5/8	2 3/8	42.00
SVS3/AB6.75 1.5/8	7962-0028	6.75	1 5/8	1 7/8	24.80	SVS3/AB9.75 1.7/8	7962-0059	9.75	1 7/8	2 3/8	42.00
SVS3/AB6.75 1.7/8	7962-0029	6.75	1 7/8	1 7/8	27.30	SVS4/AB9.75 1.5/8	7962-0060	9.75	1 5/8	2 3/8	50.30
SVS4/AB6.75 1.5/8	7962-0030	6.75	1 5/8	1 7/8	27.30	SVS4/AB9.75 1.7/8	7962-0061	9.75	1 7/8	2 3/8	50.30
SVS4/AB6.75 1.7/8	7962-0031	6.75	1 7/8	1 7/8	27.30	SVS4/AB9.75 2.1/8	7962-0062	9.75	2 1/8	2 3/8	50.30

Product No. Series 7963

C Section

Part No.	Product No.	Outside Dia. (in)	Bore (in)	Bore Range Max. (in)	Weight (Lbs.)	Part No.	Product No.	Outside Dia. (in)	Bore (in)	Bore Range Max. (in)	Weight (Lbs.)
SVS2/C9.56 1.5/8	7963-0001	9.56	1 5/8	2 1/2	40.50	SVS4/C9.56 2.3/8	7963-0007	9.56	2 3/8	2 1/2	63.00
SVS2/C9.56 1.7/8	7963-0002	9.56	1 7/8	2 1/2	40.50	SVS2/C10.56 1.5/8	7963-0008	10.56	1 5/8	2 1/2	44.30
SVS3/C9.56 1.5/8	7963-0003	9.56	1 5/8	2 1/2	54.00	SVS2/C10.56 1.7/8	7963-0009	10.56	1 7/8	2 1/2	44.30
SVS3/C9.56 1.7/8	7963-0004	9.56	1 7/8	2 1/2	54.00	SVS2/C10.56 2.1/8	7963-0010	10.56	2 1/8	2 1/2	49.30
SVS3/C9.56 2.1/8	7963-0005	9.56	2 1/8	2 1/2	54.00	SVS3/C10.56 1.7/8	7963-0011	10.56	1 7/8	2 1/2	59.00
SVS4/C9.56 2.1/8	7963-0006	9.56	2 1/8	2 1/2	63.00	SVS3/C10.56 2.1/8	7963-0012	10.56	2 1/8	2 1/2	59.00

HEAVY DUTY V-BELT METAL

SVS Adjustable Speed Sheaves - Bored-To-Size

Product No. Series 7963 (continued)

C Section (continued)

HEAVY DUTY V-BELT METAL

Part No.	Product No.	Outside Dia. (in)	Bore (in)	Bore Range Max. (in)	Weight (Lbs.)	Part No.	Product No.	Outside Dia. (in)	Bore (in)	Bore Range Max. (in)	Weight (Lbs.)
SVS3/C10.56 2.3/8	7963-0013	10.56	2 3/8	2 1/2	59.00	SVS4/C11.56 2.3/8	7963-0031	11.56	2 3/8	2 1/2	82.50
SVS4/C10.56 2.1/8	7963-0014	10.56	2 1/8	2 1/2	71.80	SVS2/C12.06 1.5/8	7963-0032	12.06	1 5/8	2 1/2	55.00
SVS4/C10.56 2.3/8	7963-0015	10.56	2 3/8	2 1/2	71.80	SVS2/C12.06 1.7/8	7963-0033	12.06	1 7/8	2 1/2	55.00
SVS2/C11.06 1.5/8	7963-0016	11.06	1 5/8	2 1/2	49.25	SVS2/C12.06 2.1/8	7963-0034	12.06	2 1/8	2 1/2	55.00
SVS2/C11.06 1.7/8	7963-0017	11.06	1 7/8	2 1/2	49.30	SVS3/C12.06 1.7/8	7963-0035	12.06	1 7/8	2 1/2	69.50
SVS2/C11.06 2.1/8	7963-0018	11.06	2 1/8	2 1/2	49.30	SVS3/C12.06 2.1/8	7963-0036	12.06	2 1/8	2 1/2	69.50
SVS3/C11.06 1.7/8	7963-0019	11.06	1 7/8	2 1/2	62.75	SVS3/C12.06 2.3/8	7963-0037	12.06	2 3/8	2 1/2	69.50
SVS3/C11.06 2.1/8	7963-0020	11.06	2 1/8	2 1/2	62.80	SVS4/C12.06 2.1/8	7963-0038	12.06	2 1/8	2 1/2	85.50
SVS3/C11.06 2.3/8	7963-0021	11.06	2 3/8	2 1/2	62.80	SVS4/C12.06 2.3/8	7963-0039	12.06	2 3/8	2 1/2	85.50
SVS4/C11.06 2.1/8	7963-0022	11.06	2 1/8	2 1/2	76.00	SVS2/C12.56 1.5/8	7963-0040	13.06	1 5/8	2 1/2	59.75
SVS4/C11.06 2.3/8	7963-0023	11.06	2 3/8	2 1/2	76.00	SVS2/C12.56 1.7/8	7963-0041	13.06	1 7/8	2 1/2	59.80
SVS2/C11.56 1.5/8	7963-0024	11.56	1 5/8	2 1/2	50.50	SVS2/C12.56 2.1/8	7963-0042	13.06	2 1/8	2 1/2	59.80
SVS2/C11.56 1.7/8	7963-0025	11.56	1 7/8	2 1/2	50.50	SVS3/C12.56 1.7/8	7963-0043	13.06	1 7/8	2 1/2	76.00
SVS2/C11.56 2.1/8	7963-0026	11.56	2 1/8	2 1/2	50.50	SVS3/C12.56 2.1/8	7963-0044	13.06	2 1/8	2 1/2	76.00
SVS3/C11.56 1.7/8	7963-0027	11.56	1 7/8	2 1/2	68.25	SVS3/C12.56 2.3/8	7963-0045	13.06	2 3/8	2 1/2	76.00
SVS3/C11.56 2.1/8	7963-0028	11.56	2 1/8	2 1/2	68.25	SVS4/C12.56 2.1/8	7963-0046	13.06	2 1/8	2 1/2	91.00
SVS3/C11.56 2.3/8	7963-0029	11.56	2 3/8	2 1/2	68.30	SVS4/C12.56 2.3/8	7963-0047	13.06	2 3/8	2 1/2	91.00
SVS4/C11.56 2.1/8	7963-0030	11.56	2 1/8	2 1/2	82.50						

Light Duty Sheaves - Bored-to-Size

Markets/Applications

Use with Truflex® belts.

Features/Advantages

- Precision machined grooves.
- Single or double groove designs are available.

Sheave Type	Outside Diameter (In.)			
	AK	BK	2AK	2BK
Solid	Up to 2.45	Up to 2.75	Up to 3.45	Up to 3.75
Web	2.5 - 3.95	2.85 - 4.55	3.75 - 4.95	3.95 - 5.95
Spoke	≥ 4.25	≥ 4.75	≥ 5.25	5.75



Solid Type



Spoke Type



Web Type

Notes

Details shown which do not affect drive function or overall weight may be changed without notification.

Product No. Series 7805 & 7807

One Groove "3L" - "4L" - Bored-to-Size

(For use with No. 1 (3L) or No. 2 (4L) Section Truflex V-Belts.)

Part No.	Outside Diameter (in)	Weight (Lbs.)	Pitch Diameter (in)		Stock Bore (In.)										
			(3L)	(4L)	1/2	5/8	3/4	7/8	15/16	1	1 1/8	1 3/16	1 1/4	1 3/8	1 7/16
					7807-	7807-	7807-	7807-	7807-	7807-	7807-	7807-	7807-	7807-	7807-
AK15	1.50	.30	1.00	1.30	2046	2047	—	—	—	—	—	—	—	—	—
AK16	1.65	.30	1.06	1.40	2035	2036	—	—	—	—	—	—	—	—	—
AK17	1.75	.50	1.16	1.50	2041	2042	82043	—	—	—	—	—	—	—	—
AK18	1.85	.50	1.26	1.60	—	2050	—	—	—	—	—	—	—	—	—
AK19	1.95	.50	1.36	1.70	2051	2052	2053	2054	—	—	—	—	—	—	—
AK20	2.00	.50	1.46	1.80	2056	2057	2058	—	—	—	—	—	—	—	—
AK21	2.10	.70	1.56	1.90	2059	2060	2061	—	—	—	—	—	—	—	—
AK22	2.20	.80	1.66	2.00	2062	2063	2064	2065	—	—	—	—	—	—	—
AK23	2.30	.80	1.76	2.10	2066	2067	2068	2069	—	—	—	—	—	—	—
AK24	2.45	.90	1.86	2.20	2074	2075	2076	2077	—	2078	—	—	—	—	—
AK25	2.50	.90	1.96	2.30	2083	2084	2085	2086	—	—	—	—	—	—	—
AK26	2.60	1.00	2.06	2.40	2087	2088	2089	—	—	—	—	—	—	—	—
AK27	2.70	1.00	2.16	2.50	2090	2091	2092	—	—	2093	—	—	—	—	—
AK28	2.80	1.10	2.26	2.60	2108	2109	2110	2111	—	2112	—	—	—	—	—
AK30	3.05	1.20	2.46	2.80	2120	2121	2122	2123	—	2125	—	—	—	—	—
AK32	3.25	1.40	2.66	3.00	2402	2403	2404	2405	—	2406	2407	—	—	—	—
AK34	3.45	1.60	2.86	3.20	2144	2145	2146	2147	—	2149	2150	—	—	—	—
AK35	3.55	1.70	2.96	3.30	2151	2152	2153	2154	—	2155	—	—	—	—	—
					7805-	7805-	7805-	7805-	7805-	7805-	7805-	7805-	7805-	7805-	7805-
AK39	3.75	2.00	3.16	3.50	2412	2413	2414	2415	2418	2416	2417	—	—	—	—
AK41	3.95	2.00	3.36	3.70	2168	2169	2170	2171	2172	2173	2174	—	—	—	—
AK44	4.25	1.80	3.66	4.00	2422	2423	2424	2425	2428	2426	2427	—	—	—	—
AK46	4.45	1.90	3.86	4.20	2192	2193	2194	2195	2196	2197	2198	—	—	—	—
AK49	4.75	1.90	4.16	4.50	2432	2433	2434	2435	2438	2436	2437	—	—	—	—
AK51	4.95	2.80	4.36	4.70	2216	2217	2218	2219	—	2221	2222	—	—	—	—
AK54	5.25	2.40	4.66	5.00	2442	2443	2444	2445	2449	2446	2447	2448	—	—	—
AK56	5.45	2.40	4.86	5.20	2240	2241	2242	2243	2244	2245	2246	2247	—	—	—
AK59	5.75	2.60	5.16	5.50	2250	2251	2252	2253	2254	2255	2256	2257	—	—	—
AK61	5.95	2.80	5.36	5.70	2264	2265	2266	2267	2268	2269	2270	2271	—	—	—
AK64	6.25	2.90	5.66	6.00	2452	2453	2454	2455	2459	2456	2457	2458	—	—	—
AK66	6.45	3.00	5.86	6.20	—	2463	2464	—	—	2466	2467	—	—	—	—
AK69	6.75	3.10	6.16	6.50	—	—	2474	—	—	2476	2477	—	—	—	—
AK71	6.95	3.10	6.36	6.70	2482	2483	2484	—	—	2486	2487	—	—	—	2488
AK74	7.25	3.30	6.66	7.00	2492	2493	2494	—	2495	2496	2497	2498	2499	—	2500
AK79	7.75	3.50	7.16	7.50	—	—	2504	—	—	2506	2507	—	—	—	2510
AK81	7.95	5.00	7.36	7.70	—	2522	2521	—	—	2520	—	—	—	—	—
AK84	8.25	4.30	7.66	8.00	2532	2533	2534	—	2535	2536	—	2538	—	—	2540
AK89	8.75	4.60	8.16	8.50	—	—	2544	—	—	2546	2547	—	—	—	2550
AK91	8.95	5.50	8.36	8.70	—	—	2561	—	—	2560	—	—	—	—	—
AK94	9.25	5.00	8.66	9.00	2572	2573	2574	—	2571	2576	—	2578	2579	—	2580
AK99	9.75	5.20	9.16	9.50	—	—	2583	—	—	2586	—	—	—	—	2590
AK104	10.25	5.60	9.66	10.00	—	2613	2614	—	—	2616	—	2618	2619	2621	2620
AK109	10.75	6.00	10.16	10.50	—	—	2644	—	—	2646	—	—	2648	—	2640

NOTE: Pitch diameter is a reference diameter only.

8 No Keyseat.

LIGHT DUTY V-BELT METAL

Light Duty Sheaves - Bored-to-Size

Product No. Series 7805 & 7807 (continued)

One Groove "3L" - "4L" - Bored-to-Size (continued)

(For use with No. 1 (3L) or No. 2 (4L) Section Truflex V-Belts.)

Part No.	Outside Diameter (in)	Weight (Lbs.)	Pitch Diameter (in)		Stock Bore (in.)										
			(3L)	(4L)	1/2	5/8	3/4	7/8	15/16	1	1 1/8	1 3/16	1 1/4	1 3/8	1 7/16
AK114	11.25	6.90	10.66	11.00	7805-	7805-	7805-	7805-	7805-	7805-	7805-	7805-	7805-	7805-	7805-
AK124	12.25	7.90	11.66	12.00	—	2703	2704	—	—	2706	—	2708	2709	—	2670
AK134	13.25	8.90	12.66	13.00	—	—	2740	—	—	2741	—	2742	—	2743	2744
AK144	14.25	10.90	13.66	14.00	—	—	2780	—	—	2781	—	2782	—	—	2783
AK154	15.25	9.60	14.66	15.00	—	—	2790	—	—	2791	—	2792	—	—	2793
AK184	18.25	12.70	17.66	18.00	—	—	2800	—	—	2801	—	2802	—	—	2803

NOTE: Pitch diameter is a reference diameter only.

Two Groove "3L" - "4L" - Bored-to-Size

(For use with No. 1 (3L) or No. 2 (4L) Section Truflex V-Belts.)

Part No.	Outside Diameter (in)	Weight (Lbs.)	Pitch Diameter (in)		Stock Bore (in.)										
			(3L)	(4L)	1/2	5/8	3/4	7/8	15/16	1	1 1/8	1 3/16	1 3/8	1 7/16	
2AK20	2.05	.90	1.46	1.80	7807-	7807-	7807-	7807-	7807-	7807-	7807-	7807-	7807-	7807-	
2AK21	2.15	1.10	1.56	1.90	0011	0012	0013	0014	—	—	—	—	—	—	
2AK22	2.25	1.20	1.66	2.00	0015	0016	0017	—	—	—	—	—	—	—	
2AK23	2.35	1.30	1.76	2.10	0021	0022	0023	0024	—	0025	—	—	—	—	
2AK24	2.45	1.40	1.86	2.20	—	0032	0033	0034	—	0035	—	—	—	—	
2AK25	2.55	1.20	1.96	2.30	0111	0112	0113	0114	—	0115	0116	—	—	—	
2AK26	2.65	1.50	2.06	2.40	—	0117	0118	0119	—	—	—	—	—	—	
2AK27	2.75	1.80	2.16	2.50	—	0122	0123	0124	—	0125	0126	—	—	—	
2AK28	2.85	2.00	2.26	2.60	—	0132	0133	0134	—	0135	—	—	—	—	
2AK29	2.95	2.20	2.46	2.80	0221	0222	0223	0224	—	0225	0226	—	—	—	
2AK30	3.05	2.20	2.46	2.80	0141	0142	0143	0144	—	0145	0146	—	—	—	
2AK31	3.15	2.30	2.56	2.90	0151	0152	0153	0154	—	0155	0156	—	—	—	
2AK32	3.25	2.30	2.66	3.00	—	0171	0172	0173	—	0174	0175	—	—	—	
2AK33	3.35	2.40	2.76	3.10	—	0181	0182	0183	—	0184	0185	—	—	—	
2AK34	3.45	2.70	2.86	3.20	7805-	7805-	7805-	7805-	7805-	7805-	7805-	7805-	7805-	7805-	
2AK35	3.55	2.80	2.96	3.30	0161	0162	0163	0164	—	0165	0166	—	—	—	
2AK36	3.65	3.00	3.16	3.50	—	0171	0172	0173	—	0174	0175	—	—	—	
2AK37	3.75	3.20	3.36	3.70	—	0181	0182	0183	—	0184	0185	—	—	—	
2AK38	3.85	3.40	3.56	3.90	—	0191	0192	0193	—	0194	0195	—	—	—	
2AK39	3.95	3.60	3.76	4.10	—	—	0201	0202	—	0203	0204	—	—	—	
2AK40	4.05	3.80	3.96	4.30	—	—	0211	0212	—	0213	0214	—	—	—	
2AK41	4.15	4.00	4.16	4.50	—	—	0221	0222	—	0223	0224	—	—	—	
2AK42	4.25	4.20	4.36	4.70	—	—	0231	0232	—	0233	0234	—	—	—	
2AK43	4.35	4.40	4.56	4.90	—	—	0241	0242	—	0243	0244	—	—	—	
2AK44	4.45	4.60	4.76	5.10	—	—	0251	0252	—	0253	0254	—	—	—	
2AK45	4.55	4.80	4.96	5.30	—	—	0261	0262	—	0263	0264	—	—	—	
2AK46	4.65	5.00	5.16	5.50	—	—	0271	0272	—	0273	0274	—	—	—	
2AK47	4.75	5.20	5.36	5.70	—	—	0281	0282	—	0283	0284	—	—	—	
2AK48	4.85	5.40	5.56	5.90	—	—	0291	0292	—	0293	0294	—	—	—	
2AK49	4.95	5.60	5.76	6.10	—	—	0301	0302	—	0303	0304	—	—	—	
2AK50	5.05	5.80	5.96	6.30	—	—	0311	0312	—	0313	0314	—	—	—	
2AK51	5.15	6.00	6.16	6.50	—	—	0321	0322	—	0323	0324	—	—	—	
2AK52	5.25	6.20	6.36	6.70	—	—	0331	0332	—	0333	0334	—	—	—	
2AK53	5.35	6.40	6.56	6.90	—	—	0341	0342	—	0343	0344	—	—	—	
2AK54	5.45	6.60	6.76	7.10	—	—	0351	0352	—	0353	0354	—	—	—	
2AK55	5.55	6.80	6.96	7.30	—	—	0361	0362	—	0363	0364	—	—	—	
2AK56	5.65	7.00	7.16	7.50	—	—	0371	0372	—	0373	0374	—	—	—	
2AK57	5.75	7.20	7.36	7.70	—	—	0381	0382	—	0383	0384	—	—	—	
2AK58	5.85	7.40	7.56	7.90	—	—	0391	0392	—	0393	0394	—	—	—	
2AK59	5.95	7.60	7.76	8.10	—	—	0401	0402	—	0403	0404	—	—	—	
2AK60	6.05	7.80	7.96	8.30	—	—	0411	0412	—	0413	0414	—	—	—	
2AK61	6.15	8.00	8.16	8.50	—	—	0421	0422	—	0423	0424	—	—	—	
2AK62	6.25	8.20	8.36	8.70	—	—	0431	0432	—	0433	0434	—	—	—	
2AK63	6.35	8.40	8.56	8.90	—	—	0441	0442	—	0443	0444	—	—	—	
2AK64	6.45	8.60	8.76	9.10	—	—	0451	0452	—	0453	0454	—	—	—	
2AK65	6.55	8.80	8.96	9.30	—	—	0461	0462	—	0463	0464	—	—	—	
2AK66	6.65	9.00	9.16	9.50	—	—	0471	0472	—	0473	0474	—	—	—	
2AK67	6.75	9.20	9.36	9.70	—	—	0481	0482	—	0483	0484	—	—	—	
2AK68	6.85	9.40	9.56	9.90	—	—	0491	0492	—	0493	0494	—	—	—	
2AK69	6.95	9.60	9.76	10.10	—	—	0501	0502	—	0503	0504	—	—	—	
2AK70	7.05	9.80	9.96	10.30	—	—	0511	0512	—	0513	0514	—	—	—	
2AK71	7.15	10.00	10.16	10.50	—	—	0521	0522	—	0523	0524	—	—	—	
2AK72	7.25	10.20	10.36	10.70	—	—	0531	0532	—	0533	0534	—	—	—	
2AK73	7.35	10.40	10.56	10.90	—	—	0541	0542	—	0543	0544	—	—	—	
2AK74	7.45	10.60	10.76	11.10	—	—	0551	0552	—	0553	0554	—	—	—	
2AK75	7.55	10.80	10.96	11.30	—	—	0561	0562	—	0563	0564	—	—	—	
2AK76	7.65	11.00	11.16	11.50	—	—	0571	0572	—	0573	0574	—	—	—	
2AK77	7.75	11.20	11.36	11.70	—	—	0581	0582	—	0583	0584	—	—	—	
2AK78	7.85	11.40	11.56	11.90	—	—	0591	0592	—	0593	0594	—	—	—	
2AK79	7.95	11.60	11.76	12.10	—	—	0601	0602	—	0603	0604	—	—	—	
2AK80	8.05	11.80	11.96	12.30	—	—	0611	0612	—	0613	0614	—	—	—	
2AK81	8.15	12.00	12.16	12.50	—	—	0621	0622	—	0623	0624	—	—	—	
2AK82	8.25	12.20	12.36	12.70	—	—	0631	0632	—	0633	0634	—	—	—	
2AK83	8.35	12.40	12.56	12.90	—	—	0641	0642	—	0643	0644	—	—	—	
2AK84	8.45	12.60	12.76	13.10	—	—	0651	0652	—	0653	0654	—	—	—	
2AK85	8.55	12.80	12.96	13.30	—	—	0661	0662	—	0663	0664	—	—	—	
2AK86	8.65	13.00	13.16	13.50	—	—	0671	0672	—	0673	0674	—	—	—	
2AK87	8.75	13.20	13.36	13.70	—	—	0681	0682	—	0683	0684	—	—	—	
2AK88	8.85	13.40	13.56	13.90	—	—	0691	0692	—	0693	0694	—	—	—	
2AK89	8.95	13.60	13.76	14.10	—	—	0701	0702	—	0703	0704	—	—	—	
2AK90	9.05	13.80	13.96	14.30	—	—	0711	0712	—	0713	0714	—	—	—	
2AK91	9.15	14.00	14.16	14.50	—	—	0721	0722	—	0723	0724	—	—	—	
2AK92	9.25	14.20	14.36	14.70	—	—	0731	0732	—	0733	0734	—	—	—	
2AK93	9.35	14.40	14.56	14.90	—	—	0741	0742	—	0743	0744	—	—	—	
2AK94	9.45	14.60	14.76	15.10	—	—	0751	0752							

Light Duty Sheaves - Bored-to-Size

Product No. Series 7805 & 7807 (Continued)

One Groove "4L" - "5L" - Bored-to-Size

(For use with No. 2 (4L) or No. 3 (5L) Section Truflex V-Belts.)

Part No.	Outside Diameter (in)	Weight (Lbs.)	Pitch Diameter (in)		Stock Bore (In.)										
			(4L)	(5L)	1/2	5/8	3/4	7/8	15/16	1	1 1/8	1 3/16	1 1/4	1 3/8	1 7/16
BK19	2.05	.06	1.30	1.70	7807-	7807-	7807-	7807-	7807-	7807-	7807-	7807-	7807-	7807-	7807-
BK20	2.15	.70	1.40	1.80	3527	3528	3529	—	—	—	—	—	—	—	—
BK22	2.35	.90	1.60	2.00	3534	3535	3536	—	—	3538	—	—	—	—	—
BK23	2.45	.90	1.70	2.10	3539	3540	3541	3542	—	3543	—	—	—	—	—
BK24	2.55	.90	1.80	2.20	3545	3546	3547	—	—	—	—	—	—	—	—
BK25	2.65	1.10	1.90	2.30	3551	3552	3553	3554	—	3555	—	—	—	—	—
BK26	2.75	1.20	2.00	2.40	3565	3566	3567	3568	—	—	—	—	—	—	—
BK27	2.85	1.10	2.10	2.50	3575	3576	3577	3578	—	—	—	—	—	—	—
BK28	2.95	1.40	2.20	2.60	3587	3588	3589	3590	—	3592	3593	—	—	—	—
BK30	3.15	1.50	2.40	2.80	3597	3598	3599	3600	—	—	—	—	—	—	—
BK31	3.25	1.40	2.50	2.90	3907	3908	3909	3916	—	3917	3919	—	—	—	—
BK32	3.35	1.50	2.60	3.00	3621	3622	3623	3624	—	—	—	—	—	—	—
BK34	3.55	1.80	2.80	3.20	3611	3612	3613	3614	—	3616	3618	—	—	—	—
BK22	2.35	.80	1.60	2.00	7805-	7805-	7805-	7805-	7805-	7805-	7805-	7805-	7805-	7805-	7805-
BK24	2.55	.90	1.80	2.20	—	—	—	3537	—	—	—	—	—	—	—
BK27	2.85	1.00	2.10	2.50	—	—	—	—	—	—	3581	—	—	—	—
BK30	3.15	1.30	2.40	2.80	—	—	—	—	—	3601	3602	—	—	—	—
BK32	3.35	1.50	2.60	3.00	—	—	—	—	—	3625	—	—	—	—	—
BK36	3.75	2.00	3.00	3.40	3930	3931	3932	3933	—	3934	3935	—	—	—	—
BK40	3.95	2.20	3.20	3.60	3635	3636	3637	3638	—	3640	3641	—	—	—	—
BK45	4.25	2.70	3.50	3.90	3950	3951	3952	3953	—	3954	3955	—	—	—	—
BK46	4.35	2.70	3.60	4.00	—	—	—	3959	—	—	—	—	—	—	—
BK47	4.45	2.90	3.70	4.10	5201	5202	5203	5204	—	5205	5238	—	—	—	—
BK48	4.55	2.90	3.80	4.20	—	3968	3969	3970	—	—	3961	—	—	—	—
BK50	4.75	3.20	4.00	4.40	3980	3981	3982	3983	3979	3984	3985	—	—	—	—
BK52	4.95	3.40	4.20	4.60	3683	3684	3685	3686	—	3688	3689	—	—	—	—
BK55	5.25	4.00	4.50	4.90	5206	5207	5208	5209	—	5210	5211	5239	—	—	—
BK57	5.45	4.10	4.70	5.10	—	5213	5214	5215	5240	5216	5217	—	—	—	—
BK60	5.75	4.60	5.00	5.40	4050	4051	4052	4053	—	4054	4055	4056	—	—	—
BK62	5.95	3.60	5.20	5.60	3731	3732	3733	3734	3692	3736	3737	3738	—	—	—
BK65	6.25	3.70	5.50	5.90	—	4071	4072	—	—	4074	4075	—	—	—	—
BK67	6.45	3.70	5.70	6.10	—	5218	5219	—	—	5221	5222	—	—	—	—
BK70	6.75	3.70	6.00	6.40	—	5001	5002	—	5241	5004	5005	5006	—	—	5008
BK72	6.95	3.80	6.20	6.60	—	—	5012	—	—	5014	5242	—	—	5243	5015
BK75	7.25	4.30	6.50	6.90	—	—	5224	—	—	5225	5244	—	—	—	5284
BK77	7.45	4.50	6.70	7.10	—	—	5246	—	—	5247	5248	—	—	5249	5285
BK80	7.75	5.10	7.00	7.40	—	5031	5032	5033	—	5034	5035	5036	5037	5250	5038
BK85	8.25	5.50	7.50	7.90	—	—	5226	—	—	5227	5251	5286	—	5252	5253
BK90	8.75	6.00	8.00	8.40	—	5287	5282	5043	5254	5044	5255	5256	—	5257	5258
BK95	9.25	6.30	8.50	8.90	—	—	5259	—	—	5260	5261	—	—	5262	5288
BK100	9.75	7.20	9.00	9.40	—	—	5092	5093	5263	5094	5095	5096	5097	5266	5098
BK105	10.25	7.70	9.50	9.90	—	—	—	—	—	5265	—	—	—	5283	5267
BK110	10.75	8.20	10.00	10.40	—	—	5102	—	—	5104	5268	5106	—	5269	5270
BK115	11.25	8.70	10.50	10.90	—	—	—	—	—	5271	—	—	—	5120	5272
BK120	11.75	9.20	11.00	11.40	—	—	5172	—	—	5174	—	5176	—	5175	5178
BK130	12.75	9.60	12.00	12.40	—	—	6002	—	—	6004	6005	6006	6007	—	6008
BK140	13.75	11.20	13.00	13.40	—	—	5273	—	—	5274	5275	5276	—	—	5277
BK160	15.75	11.20	15.00	15.40	—	—	—	—	—	5229	5278	5230	5233	—	5232
BK190	18.75	13.40	18.00	18.40	—	—	—	—	—	5234	—	5235	5281	—	5237

NOTE: Pitch diameter is a reference diameter only.

LIGHT DUTY V-BELT METAL

Light Duty Sheaves - Bored-to-Size

Product No. Series 7805 & 7807 (Continued)

Two Groove "4L" - "5L" - Bored-to-Size

(For use with No. 2 (4L) or No. 3 (5L) Section Truflex V-Belts.)

Part No.	Outside Diameter (in)	Weight (Lbs.)	Pitch Diameter (in)		Stock Bore (In.)									
			(4L)	(5L)	1/2	5/8	3/4	7/8	1	1 1/8	1 3/16	1 3/8	1 7/16	
					7807-	7807-	7807-	7807-	7807-	7807-	7807-	7807-	7807-	7807-
2BK23	2.45	1.50	1.70	2.10	—	7209	—	7210	—	—	—	—	—	—
2BK25	2.65	1.70	1.90	2.30	7211	7212	7213	7214	7215	—	—	—	—	—
2BK26	2.75	1.40	2.00	2.40	—	7217	—	7218	—	7216	—	—	—	—
2BK27	2.85	2.00	2.10	2.50	7221	7222	7223	7224	7225	7836	—	—	—	—
2BK28	2.95	2.10	2.20	2.60	7231	7232	7233	7234	7235	7236	—	—	—	—
2BK30	3.15	2.40	2.40	2.80	7837	7838	7839	7840	7841	7842	—	—	—	—
2BK32	3.35	2.70	2.60	3.00	—	7812	7813	7814	7815	7816	—	—	—	—
2BK34	3.55	3.10	2.80	3.20	—	7822	7823	7824	7825	7826	—	—	—	—
2BK36	3.75	3.50	3.00	3.40	—	7827	—	—	—	—	—	—	—	—
2BK40	3.95	3.30	3.20	3.60	—	7830	7831	7832	7833	7834	—	7835	—	—
					7805-	7805-	7805-	7805-	7805-	7805-	7805-	7805-	7805-	7805-
2BK36	3.75	3.40	3.00	3.40	—	—	7273	7274	7275	7276	—	7351	—	—
2BK45	4.25	3.70	3.50	3.90	—	—	—	—	7277	7281	—	7282	—	—
2BK47	4.45	4.10	3.70	4.10	—	—	—	7284	7285	7286	—	—	—	—
2BK50	4.75	4.50	4.00	4.40	—	—	7288	—	7290	7291	—	7292	—	—
2BK52	4.95	4.80	4.20	4.60	—	—	—	7294	7295	7296	—	7297	—	—
2BK55	5.25	5.20	4.50	4.90	—	—	—	—	—	7301	—	7352	—	—
2BK57	5.45	5.70	4.70	5.10	—	—	—	—	7304	7305	—	7353	—	—
2BK60	5.75	6.40	5.00	5.40	—	—	7306	7307	7308	7309	—	7354	—	—
2BK62	5.95	6.60	5.20	5.60	—	—	—	—	7355	7356	—	7357	—	—
2BK65	6.25	5.30	5.50	5.90	—	—	—	—	7312	7313	—	7358	—	—
2BK67	6.45	5.40	5.70	6.10	—	—	—	—	7315	7316	—	7359	—	—
2BK70	6.75	6.40	6.00	6.40	—	—	7317	—	7318	7360	7319	7361	7320	—
2BK80	7.75	7.70	7.00	7.40	—	—	7321	—	7323	7362	7324	7363	7325	—
2BK90	8.75	8.70	8.00	8.40	—	—	7326	—	7327	7364	7328	7365	7329	—
2BK100	9.75	9.90	9.00	9.40	—	—	7330	—	7332	—	7333	7366	7334	—
2BK110	10.75	10.80	10.00	10.40	—	—	—	—	7335	—	7336	—	7337	—
2BK120	11.75	12.00	11.00	11.40	—	—	—	—	7339	—	7340	—	7341	—
2BK130	12.75	13.80	12.00	12.40	—	—	—	—	7367	—	7368	—	7369	—
2BK140	13.75	14.90	13.00	13.40	—	—	—	—	7342	—	7343	—	7344	—
2BK160	15.75	17.70	15.00	15.40	—	—	—	—	7345	—	7346	—	7347	—
2BK190	18.75	21.10	18.00	18.40	—	—	—	—	—	—	7349	—	7350	—

NOTE: Pitch diameter is a reference diameter only.

LIGHT DUTY V-BELT METAL

Light Duty Sheaves - Variable Pitch

Markets/Applications

Use with PowerRated® belts on light industrial HVAC, outdoor power equipment and appliance applications. Also try our Hi-Power® II A & B industrial belts.

Features/Advantages

- Sheave grooves are precision machined.
- Single or double groove designs are available.

Notes

Details shown which do not affect drive function or overall weight may be changed without notification.



One-Groove



Two-Groove

Product No. Series 7810

One Groove "3L" - "4L" - "5L" - Pitch

(For use with No. 1 (3L), No. 2 (4L) or No. 3 (5L) Section Truflex V-Belts.)

Part No.	Outside Diameter (in.)	Weight (Lbs.)	Pitch Diameter (in.)						Stock Bore (In.)								
			(3L) Min.	(3L) Max.	(4L) Min.	(4L) Max.	(5L) Min.	(5L) Max.	1/2	5/8	3/4	7/8	1	1 1/8	1 1/4	1 3/8	1 5/8
1VP25	2.32	1.23	1.40	2.20	—	—	—	—	7810-	7810-	7810-	7810-	7810-	7810-	7810-	7810-	7810-
1VP30	2.87	1.27	1.80	2.70	—	—	—	—	1208	1210	1212	—	—	—	—	—	—
1VP34	3.15	1.55	1.70	2.50	1.90	2.90	2.40	3.20	1308	1310	1312	1314	1316	1318	—	—	—
1VP40	3.75	2.10	2.30	3.10	2.40	3.40	2.70	2.70	1408	1410	1412	1414	1416	1418	—	—	—
1VP44	4.15	2.60	2.70	3.50	2.80	3.80	3.10	4.10	1508	1510	1512	1514	1516	1518	—	—	—
1VP50	4.75	3.30	3.30	4.10	3.40	4.40	3.70	4.70	1608	1610	1612	1614	1616	1618	—	—	—
1VP56	5.35	4.30	3.90	4.70	4.00	5.00	4.30	5.30	1708	1710	1712	1714	1716	1718	—	—	—
1VP60	6.00	1.90	—	—	4.30	5.48	4.71	5.92	—	1720	1722	1724	—	1728	—	1732	1734
1VP62	5.95	6.65	4.50	5.30	4.60	5.60	4.90	5.90	—	1810	1812	1814	1816	1818	1822	1823	—
1VP65	6.50	7.35	—	—	4.70	5.70	4.80	6.00	—	—	1832	1834	—	1838	—	1839	1841
1VP68	6.55	7.80	5.10	5.90	5.20	6.20	5.50	6.50	—	1840	1842	1844	1846	1848	1852	1855	—
1VP71	7.10	9.75	—	—	5.30	6.30	5.40	6.60	—	—	1882	1884	—	1888	—	1892	1894
1VP75	7.50	10.75	—	—	5.70	6.70	5.80	7.00	—	—	1862	1864	1867	1868	—	1873	1875

NOTE: Pitch diameter is a reference diameter only. The minimum recommended pitch diameters should be observed for the specific belt section used.

Two Groove "3L" - "4L" - "5L" - Pitch

(For use with No. 1 (3L), No. 2 (4L) or No. 3 (5L) Section Truflex V-Belts.)

Part No.	Outside Diameter (in.)	Weight (Lbs.)	Pitch Diameter (in.)						Stock Bore (In.)								
			(3L) Min.	(3L) Max.	(4L) Min.	(4L) Max.	(5L) Min.	(5L) Max.	1/2	5/8	3/4	7/8	1	1 1/8	1 1/4	1 3/8	1 5/8
2VP36	3.35	3.85	1.90	2.70	2.00	3.00	2.50	3.50	4358	4360	4362	4364	4366	4368	—	—	—
2VP42	3.95	4.60	2.50	3.30	2.60	3.60	2.90	3.90	—	4420	4422	4424	4426	4428	—	—	—
2VP50	4.75	6.45	3.30	4.10	3.40	4.40	3.70	4.70	—	4610	4612	4614	4616	4618	—	—	—
2VP56	5.35	7.95	3.90	4.70	4.00	5.00	4.30	5.30	—	4720	4722	4724	4726	4728	—	4732	4734
2VP60	6.00	11.95	—	—	4.20	5.20	4.30	5.50	—	—	4742	4744	4746	4748	—	4752	4754
2VP62	5.95	11.85	4.50	5.30	4.60	5.60	4.90	5.90	—	—	4812	4814	4816	4818	4830	4832	—
2VP65	6.50	13.85	—	—	4.70	5.70	4.80	6.00	—	—	4822	4824	—	4828	—	4829	4834
2VP68	6.55	11.70	5.07	6.02	5.37	6.55	5.81	6.61	—	—	4843	4844	4846	4848	—	4852	4854
2VP71	7.10	15.87	—	—	5.30	6.30	5.40	6.60	—	—	4882	4884	—	4888	—	4892	4894
2VP75	7.50	18.00	—	—	5.70	6.70	5.80	7.00	—	—	4862	4864	4867	4868	—	4872	4874

NOTE: Pitch diameter is a reference diameter only. The minimum recommended pitch diameters should be observed for the specific belt section used.

○ Available Until Stock Depleted.

Light Duty Sheaves - QT Bushed

Markets/Applications

Use with Truflex® belts.

Features/Advantages

- Sheave grooves are precision machined.

Notes

QT Type bushings are sold separately.

Sheave Type	Outside Diameter (In.)			
	AK	BK	2AK	2BK
Solid	Up to 3.25	Up to 3.55	Up to 3.75	Up to 4.25
Web	3.45 - 5.75	3.75 - 6.45	3.95 - 5.45	4.45 - 5.95
Spoke	≥ 5.95	≥ 6.75	≥ 5.75	6.25

Details shown which do not affect drive function or overall weight may be changed without notification.



Product No. Series 7819

One Groove "3L" - "4L" Taper Bushed

(For use with No. 1 (3L) or No. 2 (4L) Section Truflex V-Belts.)

Part No.	Product No.	Outside Dia. (in)	Pitch Diameter (in) (3L)	Pitch Diameter (in) (4L)	Weight (Lbs.)
AK30QT	7819-0030	3.05	2.46	2.80	1.30
AK32QT	7819-0032	3.25	2.66	3.00	1.40
AK34QT	7819-0034	3.45	2.86	3.20	1.00
AK39QT	7819-0100	3.75	3.16	3.50	1.30
AK41QT	7819-0101	3.95	3.36	3.70	1.50
AK44QT	7819-0102	4.25	3.66	4.00	2.00
AK46QT	7819-0103	4.45	3.86	4.20	1.80
AK49QT	7819-0104	4.75	4.16	4.50	2.00
AK51QT	7819-0105	4.95	4.36	4.70	2.10
AK54QT	7819-0106	5.25	4.66	5.00	2.40
AK56QT	7819-0107	5.45	4.86	5.20	2.50
AK59QT	7819-0108	5.75	5.16	5.50	2.80
AK61QT	7819-0109	5.95	5.36	5.70	2.20
AK64QT	7819-0110	6.25	5.66	6.00	2.30
AK66QT	7819-0111	6.45	5.86	6.20	2.40
AK69QT	7819-0112	6.75	6.16	6.50	2.50
AK71QT	7819-0113	6.95	6.36	6.70	2.80
AK74QT	7819-0114	7.25	6.66	7.00	3.20
AK79QT	7819-0115	7.75	7.16	7.50	3.40
AK84QT	7819-0118	8.25	7.66	8.00	3.60
AK89QT	7819-0116	8.75	8.16	8.50	3.90
AK94QT	7819-0120	9.25	8.66	9.00	4.20
AK99QT	7819-0121	9.75	9.16	9.50	4.40
AK104QT	7819-0122	10.25	9.66	10.00	4.70
AK109QT	7819-0123	10.75	10.16	10.50	4.90
AK114QT	7819-0124	11.25	10.66	11.00	5.20
AK124QT	7819-0126	12.25	11.66	12.00	6.10
AK134QT	7819-0128	13.25	12.66	13.00	6.60
AK144QT	7819-0130	14.25	13.66	14.00	7.60
AK154QT	7819-0131	15.25	14.66	15.00	9.30
AK184QT	7819-0133	18.25	17.66	18.00	10.60

NOTE: Pitch diameter is a reference diameter only.

One Groove "4L" - "5L" Taper Bushed

(For use with No. 2 (4L) or No. 3 (5L) Section Truflex V-Belts.)

Part No.	Product No.	Outside Dia. (in)	Pitch Diameter (in) (4L)	Pitch Diameter (in) (5L)	Weight (Lbs.)
BK30QT	7819-0140	3.15	2.40	2.80	1.40
BK32QT	7819-0142	3.35	2.60	3.00	1.50
BK34QT	7819-0144	3.55	2.80	3.20	1.70

NOTE: Pitch diameter is a reference diameter only.

LIGHT DUTY V-BELT METAL

Light Duty Sheaves - QT Bushed

Product No. Series 7819 (continued)
One Groove "4L" - "5L" Taper Bushed (continued)
 (For use with No. 2 (4L) or No. 3 (5L) Section Truflex V-Belts.)

Part No.	Product No.	Outside Dia. (in)	Pitch Diameter (in) (4L)	Pitch Diameter (in) (5L)	Weight (Lbs.)
BK36QT	7819-0150	3.75	3.00	3.40	1.40
BK40QT	7819-0151	3.95	3.20	3.60	1.60
BK45QT	7819-0152	4.25	3.50	3.90	2.00
BK47QT	7819-0153	4.45	3.70	4.10	1.90
BK50QT	7819-0154	4.75	4.00	4.40	2.10
BK52QT	7819-0155	4.95	4.20	4.60	2.20
BK55QT	7819-0156	5.25	4.50	4.90	2.50
BK57QT	7819-0157	5.45	4.70	5.10	2.60
BK60QT	7819-0158	5.75	5.00	5.40	2.90
BK62QT	7819-0159	5.95	5.20	5.60	3.10
BK65QT	7819-0160	6.25	5.50	5.90	3.40
BK67QT	7819-0161	6.45	5.70	6.10	3.60
BK70QT	7819-0162	6.75	6.00	6.40	2.90
BK72QT	7819-0163	6.95	6.20	6.60	3.00
BK75QT	7819-0164	7.25	6.50	6.90	3.20
BK77QT	7819-0165	7.45	6.70	7.10	3.40
BK80QT	7819-0166	7.75	7.00	7.40	3.70
BK85QT	7819-0168	8.25	7.50	7.90	4.00
BK90QT	7819-0169	8.75	8.00	8.40	4.30
BK95QT	7819-0170	9.25	8.50	8.90	4.60
BK100QT	7819-0171	9.75	9.00	9.40	4.90
BK105QT	7819-0172	10.25	9.50	9.90	5.30
BK110QT	7819-0173	10.75	10.00	10.40	5.60
BK115QT	7819-0174	11.25	10.50	10.90	5.90
BK120QT	7819-0175	11.75	11.00	11.40	6.20
BK130QT	7819-0177	12.75	12.00	12.40	7.30
BK140QT	7819-0179	13.75	13.00	13.40	8.20
BK150QT	7819-0180	14.75	14.00	14.40	9.00
BK160QT	7819-0182	15.75	15.00	15.40	9.70
BK190QT	7819-0184	18.75	18.00	18.40	11.70

NOTE: Pitch diameter is a reference diameter only.

Two Groove "3L" - "4L" Taper Bushed
 (For use with No. 1 (3L) or No. 2 (4L) Section Truflex V-Belts.)

Part No.	Product No.	Outside Dia. (in)	Pitch Diameter (in) (3L)	Pitch Diameter (in) (4L)	Weight (Lbs.)
2AK30QT	7819-0197	3.05	2.46	2.80	1.70
2AK32QT	7819-0198	3.25	2.66	3.00	1.90
2AK34QT	7819-0199	3.45	2.86	3.20	1.50
2AK39QT	7819-0200	3.75	3.16	3.50	1.90
2AK41QT	7819-0201	3.95	3.36	3.70	2.10
2AK44QT	7819-0202	4.25	3.66	4.00	2.40
2AK46QT	7819-0203	4.45	3.86	4.20	2.60
2AK49QT	7819-0204	4.75	4.16	4.50	3.00
2AK51QT	7819-0205	4.95	4.36	4.70	3.30
2AK54QT	7819-0206	5.25	4.66	5.00	3.80
2AK56QT	7819-0207	5.45	4.86	5.20	4.10
2AK59QT	7819-0208	5.75	5.16	5.50	3.30
2AK61QT	7819-0209	5.95	5.36	5.70	3.40
2AK64QT	7819-0210	6.25	5.66	6.00	3.80
2AK74QT	7819-0214	7.25	6.66	7.00	4.60
2AK84QT	7819-0218	8.25	7.66	8.00	5.40
2AK94QT	7819-0220	9.25	8.66	9.00	6.20
2AK104QT	7819-0222	10.25	9.66	10.00	7.10
2AK114QT	7819-0224	11.25	10.66	11.00	7.80
2AK124QT	7819-0226	12.25	11.66	12.00	8.70

NOTE: Pitch diameter is a reference diameter only.

LIGHT DUTY V-BELT METAL

Light Duty Sheaves - QT Bushed

Product No. Series 7819 (continued)

Two Groove "3L" - "4L" Taper Bushed (continued)

(For use with No. 1 (3L) or No. 2 (4L) Section Truflex V-Belts.)

Part No.	Product No.	Outside Dia. (in)	Pitch Diameter (in) (3L)	Pitch Diameter (in) (4L)	Weight (Lbs.)
2AK134QT	7819-0228	13.25	12.66	13.00	9.50
2AK144QT	7819-0230	14.25	13.66	14.00	10.70
2AK154QT	7819-0231	15.25	14.66	15.00	12.30
2AK184QT	7819-0233	18.25	17.66	18.00	15.50

NOTE: Pitch diameter is a reference diameter only.

Two Groove "4L" - "5L" Taper Bushed

(For use with No. 2 (4L) or No. 3 (5L) Section Truflex V-Belts.)

Part No.	Product No.	Outside Dia. (in)	Pitch Diameter (in) (4L)	Pitch Diameter (in) (5L)	Weight (Lbs.)
2BK32QT	7819-0248	3.35	2.60	3.00	2.40
2BK34QT	7819-0249	3.55	2.80	3.20	2.60
2BK36QT	7819-0250	3.75	3.00	3.40	2.30
2BK40QT	7819-0251	3.95	3.20	3.60	2.60
2BK45QT	7819-0252	4.25	3.50	3.90	3.10
2BK47QT	7819-0253	4.45	3.70	4.10	3.40
2BK50QT	7819-0254	4.75	4.00	4.40	3.60
2BK52QT	7819-0255	4.95	4.20	4.60	3.90
2BK55QT	7819-0256	5.25	4.50	4.90	4.50
2BK57QT	7819-0257	5.45	4.70	5.10	4.80
2BK60QT	7819-0258	5.75	5.00	5.40	5.30
2BK62QT	7819-0259	5.95	5.20	5.60	5.70
2BK65QT	7819-0260	6.25	5.50	5.90	4.90
2BK67QT	7819-0261	6.45	5.70	6.10	5.00
2BK70QT	7819-0262	6.75	6.00	6.40	5.40
2BK72QT	7819-0285	6.95	6.20	6.60	5.50
2BK80QT	7819-0266	7.75	7.00	7.40	6.60
2BK90QT	7819-0269	8.75	8.00	8.40	7.60
2BK100QT	7819-0271	9.75	9.00	9.40	8.90
2BK110QT	7819-0273	10.75	10.00	10.40	9.90
2BK120QT	7819-0275	11.75	11.00	11.40	11.00
2BK130QT	7819-0277	12.75	12.00	12.40	12.30
2BK140QT	7819-0279	13.75	13.00	13.40	13.40
2BK160QT	7819-0282	15.75	15.00	15.40	16.20
2BK190QT	7819-0284	18.75	18.00	18.40	20.00

NOTE: Pitch diameter is a reference diameter only.

QD® Bushings - English Sizes

Markets/Applications

Use with all QD style sheaves, sprockets and pulleys.

Features/Advantages

- Bushings are made to precise tolerances.
- Available in popular bore sizes.

Notes

Details shown which do not affect drive function or overall weight may be changed without notification.

WARNING: Excessive cap-screw torque can cause sheave and/or bushing to break.
Use of lubricants can result in sheave breakage.



Product No. Series 7838 & 7839

NOTE: Bushings with standard keyseats do not include keys.

Part No.	Product No.	Bore (in)	Weight (Lbs.)	Part No.	Product No.	Bore (in)	Weight (Lbs.)
E 7/8	7839-1014	7/8	11.80	F 1.15/16	7839-2115	1 15/16	17.23
E 1.	7839-1100	1	11.65	F 2.	7839-2200	2	16.97
E 1.1/16	7839-1101	1 1/16	11.50	F 2.1/8	7839-2202	2 1/8	16.70
E 1.1/8	7839-1102	1 1/8	11.46	F 2.3/16	7839-2203	2 3/16	16.54
E 1.3/16	7839-1103	1 3/16	11.40	F 2.1/4	7839-2204	2 1/4	16.25
E 1.1/4	7839-1104	1 1/4	11.33	F 2.5/16	7839-2205	2 5/16	15.96
E 1.5/16	7839-1105	1 5/16	11.26	F 2.3/8	7839-2206	2 3/8	15.79
E 1.3/8	7839-1106	1 3/8	11.13	F 2.7/16	7839-2207	2 7/16	15.56
E 1.7/16	7839-1107	1 7/16	10.94	F 2.1/2	7839-2208	2 1/2	15.37
E 1.1/2	7839-1108	1 1/2	10.86	F 2.5/8	7839-2210	2 5/8	14.86
E 1.5/8	7839-1110	1 5/8	10.69	F 2.11/16	7839-2211	2 11/16	13.42
E 1.11/16	7839-1111	1 11/16	10.56	F 2.3/4	7839-2212	2 3/4	14.37
E 1.3/4	7839-1112	1 3/4	10.46	F 2.13/16	7839-2213	2 13/16	14.00
E 1.7/8	7839-1114	1 7/8	10.16	F 2.7/8	7839-2214	2 7/8	13.75
E 1.15/16	7839-1115	1 15/16	9.99	F 2.15/16	7839-2215	2 15/16	13.47
E 2.	7839-1200	2	9.94	F 3.	7839-2300	3	13.20
E 2.1/8	7839-1202	2 1/8	9.62	F 3.1/8	7839-2302	3 1/8	12.67
E 2.3/16	7839-1203	2 3/16	9.42	F 3.3/16	7839-2303	3 3/16	14.00
E 2.1/4	7839-1204	2 1/4	9.28	F 3.1/4	7839-2304	3 1/4	12.00
E 2.5/16	7839-1205	2 5/16	9.07	¹² F 3.3/8	7839-2306	3 3/8	12.05
E 2.3/8	7839-1206	2 3/8	8.95	¹² F 3.7/16	7839-2307	3 7/16	11.73
E 2.7/16	7839-1207	2 7/16	8.77	¹² F 3.1/2	7839-2308	3 1/2	11.17
E 2.1/2	7839-1208	2 1/2	8.61	¹² F 3.5/8	7839-2310	3 5/8	10.53
E 2.5/8	7839-1210	2 5/8	8.23	¹² F 3.11/16	7839-2311	3 11/16	14.00
E 2.11/16	7839-1211	2 11/16	8.05	¹² F 3.3/4	7839-2312	3 3/4	9.89
E 2.3/4	7839-1212	2 3/4	7.90	¹² F 3.7/8	7839-2314	3 7/8	9.26
E 2.7/8	7839-1214	2 7/8	7.32	¹² F 3.15/16	7839-2315	3 15/16	8.11
¹² E 2.15/16	7839-1215	2 15/16	7.53	¹³ F 4.	7839-2400	4	7.96
¹² E 3.	7839-1300	3	7.31	J 1.1/2	7839-3108	1 1/2	28.97
¹² E 3.1/8	7839-1302	3 1/8	6.90	J 1.5/8	7839-3110	1 5/8	28.61
¹² E 3.3/16	7839-1303	3 3/16	6.69	J 1.3/4	7839-3112	1 3/4	28.28
¹² E 3.1/4	7839-1304	3 1/4	6.48	J 1.7/8	7839-3114	1 7/8	27.79
¹² E 3.5/16	7839-1305	3 5/16	6.10	J 1.15/16	7839-3115	1 15/16	27.53
¹² E 3.3/8	7839-1306	3 3/8	6.10	J 2.	7839-3200	2	27.33
¹² E 3.7/16	7839-1307	3 7/16	5.86	J 2.1/8	7839-3202	2 1/8	26.74
¹² E 3.1/2	7839-1308	3 1/2	5.63	J 2.3/16	7839-3203	2 3/16	26.37
F 1.	7839-2100	1	19.41	J 2.1/4	7839-3204	2 1/4	26.32
F 1.1/8	7839-2102	1 1/8	19.15	J 2.3/8	7839-3206	2 3/8	25.65
F 1.3/16	7839-2103	1 3/16	18.00	J 2.7/16	7839-3207	2 7/16	25.38
F 1.1/4	7839-2104	1 1/4	18.99	J 2.1/2	7839-3208	2 1/2	25.05
F 1.3/8	7839-2106	1 3/8	18.68	J 2.5/8	7839-3210	2 5/8	24.50
F 1.7/16	7839-2107	1 7/16	18.56	J 2.11/16	7839-3211	2 11/16	24.18
F 1.1/2	7839-2108	1 1/2	18.48	J 2.3/4	7839-3212	2 3/4	23.86
F 1.9/16	7839-2109	1 9/16	14.00	J 2.7/8	7839-3214	2 7/8	23.15
F 1.5/8	7839-2110	1 5/8	18.15	J 2.15/16	7839-3215	2 15/16	22.73
F 1.11/16	7839-2111	1 11/16	17.91	J 3.	7839-3300	3	22.43
F 1.3/4	7839-2112	1 3/4	16.77	J 3.1/8	7839-3302	3 1/8	21.68
F 1.13/16	7839-2113	1 13/16	17.62	J 3.3/16	7839-3303	3 3/16	21.35
F 1.7/8	7839-2114	1 7/8	16.41	J 3.1/4	7839-3304	3 1/4	20.98

¹² Shallow keyway.
¹³ No keyway.

QD® Bushings - English Sizes

Product No. Series 7838 & 7839 (continued)

Part No.	Product No.	Bore (in)	Weight (Lbs.)	Part No.	Product No.	Bore (in)	Weight (Lbs.)
J 3.3/8	7839-3306	3 3/8	20.10	¹² M 5.	7839-4500	5	35.49
J 3.7/16	7839-3307	3 7/16	19.71	¹² M 5.1/4	7839-4504	5 1/4	31.80
J 3.1/2	7839-3308	3 1/2	19.25	¹² M 5.7/16	7839-4507	5 7/16	29.06
J 3.5/8	7839-3310	3 5/8	18.44	¹² M 5.1/2	7839-4508	5 1/2	28.04
J 3.11/16	7839-3311	3 11/16	18.04	N 2.7/16	7839-5207	2 7/16	87.57
J 3.3/4	7839-3312	3 3/4	17.62	N 2.15/16	7839-5215	2 15/16	80.00
¹² J 3.7/8	7839-3314	3 7/8	17.80	N 3.7/16	7839-5307	3 7/16	80.00
¹² J 3.15/16	7839-3315	3 15/16	17.14	N 3.3/4	7839-5312	3 3/4	80.00
¹² J 4.	7839-3400	4	16.62	N 3.7/8	7839-5314	3 7/8	80.00
¹² J 4.1/8	7839-3402	4 1/8	15.69	N 3.15/16	7839-5315	3 15/16	80.00
¹² J 4.3/16	7839-3403	4 3/16	14.55	N 4.	7839-5400	4	80.00
¹² J 4.1/4	7839-3404	4 1/4	14.68	N 4.3/16	7839-5403	4 3/16	80.00
¹² J 4.3/8	7839-3406	4 3/8	14.00	N 4.1/4	7839-5404	4 1/4	80.00
¹² J 4.7/16	7839-3407	4 7/16	13.18	N 4.7/16	7839-5407	4 7/16	64.23
¹² J 4.1/2	7839-3408	4 1/2	12.67	N 4.1/2	7839-5408	4 1/2	60.00
JA.1/2	7838-0008	1/2	.46	N 4.3/4	7839-5412	4 3/4	80.00
JA.9/16	7838-0009	9/16	.46	N 4.7/8	7839-5414	4 7/8	80.00
JA.5/8	7838-0010	5/8	.45	N 4.15/16	7839-5415	4 15/16	56.06
JA.11/16	7838-0011	11/16	.43	N 5.	7839-5500	5	54.89
JA.3/4	7838-0012	3/4	.41	N 5.1/8	7839-5502	5 1/8	52.00
JA.13/16	7838-0013	13/16	.40	N 5.1/4	7839-5504	5 1/4	70.00
JA.7/8	7838-0014	7/8	.37	¹² N 5.1/2	7839-5508	5 1/2	49.02
JA.15/16	7838-0015	15/16	.35	N 5.3/4	7839-5512	5 3/4	80.00
JA 1.	7838-0100	1	.33	¹² N 5.7/8	7839-5514	5 7/8	44.00
¹² JA 1.1/16	7838-0101	1 1/16	.34	P 3.7/16	7839-6307	3 7/16	134.00
¹² JA 1.1/8	7838-0102	1 1/8	.31	P 3.15/16	7839-6315	3 15/16	122.00
¹² JA 1.3/16	7838-0103	1 3/16	.29	P 4.7/16	7839-6407	4 7/16	114.00
¹³ JA 1.1/4	7838-0104	1 1/4	.25	P 4.1/2	7839-6408	4 1/2	125.00
M 2.	7839-4200	2	62.49	P 4.15/16	7839-6415	4 15/16	104.00
M 2.3/16	7839-4203	2 3/16	61.38	P 5.	7839-6500	5	125.00
M 2.1/4	7839-4204	2 1/4	61.14	P 5.1/2	7839-6508	5 1/2	125.00
M 2.3/8	7839-4206	2 3/8	60.32	P 5.15/16	7839-6515	5 15/16	86.84
M 2.7/16	7839-4207	2 7/16	59.97	¹² P 6.	7839-6600	6	70.00
M 2.1/2	7839-4208	2 1/2	59.48	P 6.1/2	7839-6608	6 1/2	125.00
M 2.5/8	7839-4210	2 5/8	58.69	¹² P 7.	7839-6700	7	68.00
M 2.11/16	7839-4211	2 11/16	47.80	SD.1/2	7838-3008	1/2	2.07
M 2.3/4	7839-4212	2 3/4	57.86	SD.9/16	7838-3009	9/16	2.05
M 2.7/8	7839-4214	2 7/8	29.07	SD.5/8	7838-3010	5/8	2.03
M 2.15/16	7839-4215	2 15/16	56.17	SD.11/16	7838-3011	11/16	2.00
M 3.	7839-4300	3	55.55	SD.3/4	7838-3012	3/4	1.96
M 3.1/8	7839-4302	3 1/8	54.00	SD.13/16	7838-3013	13/16	2.01
M 3.3/16	7839-4303	3 3/16	53.84	SD.7/8	7838-3014	7/8	1.88
M 3.1/4	7839-4304	3 1/4	53.42	SD.15/16	7838-3015	15/16	1.85
M 3.3/8	7839-4306	3 3/8	52.21	SD 1.	7838-3100	1	1.80
M 3.7/16	7839-4307	3 7/16	51.61	SD 1.1/16	7838-3101	1 1/16	1.79
M 3.1/2	7839-4308	3 1/2	51.12	SD 1.1/8	7838-3102	1 1/8	1.72
M 3.5/8	7839-4310	3 5/8	50.08	SD 1.3/16	7838-3103	1 3/16	1.67
M 3.11/16	7839-4311	3 11/16	49.00	SD 1.1/4	7838-3104	1 1/4	1.62
M 3.3/4	7839-4312	3 3/4	48.47	SD 1.5/16	7838-3105	1 5/16	1.55
M 3.7/8	7839-4314	3 7/8	47.03	SD 1.3/8	7838-3106	1 3/8	1.50
M 3.15/16	7839-4315	3 15/16	46.26	SD 1.7/16	7838-3107	1 7/16	1.44
M 4.	7839-4400	4	47.80	SD 1.1/2	7838-3108	1 1/2	1.36
M 4.1/8	7839-4402	4 1/8	44.24	SD 1.9/16	7838-3109	1 9/16	1.29
M 4.3/16	7839-4403	4 3/16	43.64	SD 1.5/8	7838-3110	1 5/8	1.29
M 4.1/4	7839-4404	4 1/4	42.81	¹² SD 1.11/16	7838-3111	1 11/16	1.27
M 4.3/8	7839-4406	4 3/8	41.46	¹² SD 1.3/4	7838-3112	1 3/4	1.28
M 4.7/16	7839-4407	4 7/16	40.60	¹² SD 1.13/16	7838-3113	1 13/16	1.15
M 4.1/2	7839-4408	4 1/2	39.89	¹² SD 1.7/8	7838-3114	1 7/8	1.07
M 4.11/16	7839-4411	4 11/16	36.98	¹² SD 1.15/16	7838-3115	1 15/16	1.00
M 4.3/4	7839-4412	4 3/4	36.25	¹³ SD 2.	7838-3200	2	1.30
¹² M 4.7/8	7839-4414	4 7/8	36.89	SDS.1/2	7838-2008	1/2	1.65
¹² M 4.15/16	7839-4415	4 15/16	36.78	SDS.9/16	7838-2009	9/16	1.65

BUSHINGS

¹² Shallow keyway.
¹³ No keyway.

QD® Bushings - English Sizes

Product No. Series 7838 & 7839 (continued)

Part No.	Product No.	Bore (in)	Weight (Lbs.)	Part No.	Product No.	Bore (in)	Weight (Lbs.)
SDS.5/8	7838-2010	5/8	1.61	SH.9/16	7838-1009	9/16	1.14
SDS.11/16	7838-2011	11/16	1.60	SH.5/8	7838-1010	5/8	1.14
SDS.3/4	7838-2012	3/4	1.58	SH.11/16	7838-1011	11/16	1.14
SDS.13/16	7838-2013	13/16	1.54	SH.3/4	7838-1012	3/4	1.10
SDS.7/8	7838-2014	7/8	1.54	SH.13/16	7838-1013	13/16	1.07
SDS.15/16	7838-2015	15/16	1.50	SH.7/8	7838-1014	7/8	1.04
SDS 1.	7838-2100	1	1.46	SH.15/16	7838-1015	15/16	1.00
SDS 1.1/16	7838-2101	1 1/16	1.43	SH 1.	7838-1100	1	.98
SDS 1.1/8	7838-2102	1 1/8	1.38	SH 1.1/16	7838-1101	1 1/16	.94
SDS 1.3/16	7838-2103	1 3/16	1.36	SH 1.1/8	7838-1102	1 1/8	.91
SDS 1.1/4	7838-2104	1 1/4	1.32	SH 1.3/16	7838-1103	1 3/16	.88
SDS 1.5/16	7838-2105	1 5/16	1.26	SH 1.1/4	7838-1104	1 1/4	.84
SDS 1.3/8	7838-2106	1 3/8	1.24	SH 1.5/16	7838-1105	1 5/16	.82
SDS 1.7/16	7838-2107	1 7/16	1.19	SH 1.3/8	7838-1106	1 3/8	.80
SDS 1.1/2	7838-2108	1 1/2	1.15	¹² SH 1.7/16	7838-1107	1 7/16	.79
SDS 1.9/16	7838-2109	1 9/16	1.11	¹² SH 1.1/2	7838-1108	1 1/2	.75
SDS 1.5/8	7838-2110	1 5/8	1.08	¹² SH 1.9/16	7838-1109	1 9/16	.90
¹² SDS 1.11/16	7838-2111	1 11/16	1.08	¹² SH 1.5/8	7838-1110	1 5/8	.64
¹² SDS 1.3/4	7838-2112	1 3/4	1.02	¹³ SH 1.11/16	7838-1111	1 11/16	.55
¹² SDS 1.13/16	7838-2113	1 13/16	.98	SK.1/2	7838-4008	1/2	3.77
¹² SDS 1.7/8	7838-2114	1 7/8	.92	SK.5/8	7838-4010	5/8	3.72
¹² SDS 1.15/16	7838-2115	1 15/16	.87	SK.11/16	7838-4011	11/16	3.70
¹³ SDS 2.	7838-2200	2	.77	SK.3/4	7838-4012	3/4	3.61
SF.1/2	7838-5008	1/2	5.27	SK.13/16	7838-4013	13/16	3.53
SF.5/8	7838-5010	5/8	5.22	SK.7/8	7838-4014	7/8	3.58
SF.11/16	7838-5011	11/16	5.20	SK.15/16	7838-4015	15/16	3.52
SF.3/4	7838-5012	3/4	5.17	SK 1.	7838-4100	1	3.45
SF.7/8	7838-5014	7/8	5.08	SK 1.1/16	7838-4101	1 1/16	3.41
SF.15/16	7838-5015	15/16	5.05	SK 1.1/8	7838-4102	1 1/8	3.37
SF 1.	7838-5100	1	5.00	SK 1.3/16	7838-4103	1 3/16	3.31
SF 1.1/8	7838-5102	1 1/8	4.90	SK 1.1/4	7838-4104	1 1/4	3.31
SF 1.3/16	7838-5103	1 3/16	4.83	SK 1.5/16	7838-4105	1 5/16	3.18
SF 1.1/4	7838-5104	1 1/4	4.77	SK 1.3/8	7838-4106	1 3/8	3.12
SF 1.5/16	7838-5105	1 5/16	4.71	SK 1.7/16	7838-4107	1 7/16	3.08
SF 1.3/8	7838-5106	1 3/8	4.61	SK 1.1/2	7838-4108	1 1/2	3.00
SF 1.7/16	7838-5107	1 7/16	4.57	SK 1.9/16	7838-4109	1 9/16	2.95
SF 1.1/2	7838-5108	1 1/2	4.48	SK 1.5/8	7838-4110	1 5/8	2.86
SF 1.9/16	7838-5109	1 9/16	4.42	SK 1.11/16	7838-4111	1 11/16	2.79
SF 1.5/8	7838-5110	1 5/8	4.32	SK 1.3/4	7838-4112	1 3/4	2.88
SF 1.11/16	7838-5111	1 11/16	4.31	SK 1.13/16	7838-4113	1 13/16	2.62
SF 1.3/4	7838-5112	1 3/4	4.16	SK 1.7/8	7838-4114	1 7/8	2.50
SF 1.13/16	7838-5113	1 13/16	4.06	SK 1.15/16	7838-4115	1 15/16	2.42
SF 1.7/8	7838-5114	1 7/8	4.00	SK 2.	7838-4200	2	2.32
SF 1.15/16	7838-5115	1 15/16	3.87	SK 2.1/16	7838-4201	2 1/16	2.26
SF 2.	7838-5200	2	3.78	SK 2.1/8	7838-4202	2 1/8	2.17
SF 2.1/16	7838-5201	2 1/16	3.70	¹² SK 2.3/16	7838-4203	2 3/16	2.21
SF 2.1/8	7838-5202	2 1/8	3.57	¹² SK 2.1/4	7838-4204	2 1/4	2.09
SF 2.3/16	7838-5203	2 3/16	3.45	¹² SK 2.5/16	7838-4205	2 5/16	1.50
SF 2.1/4	7838-5204	2 1/4	3.38	¹² SK 2.3/8	7838-4206	2 3/8	1.91
SF 2.5/16	7838-5205	2 5/16	3.32	¹² SK 2.7/16	7838-4207	2 7/16	1.81
¹² SF 2.3/8	7838-5206	2 3/8	3.39	¹² SK 2.1/2	7838-4208	2 1/2	2.00
¹² SF 2.7/16	7838-5207	2 7/16	3.26	SK 2.9/16	7838-4209	2 9/16	2.00
¹² SF 2.1/2	7838-5208	2 1/2	3.16	¹³ SK 2.5/8	7838-4210	2 5/8	1.32
¹² SF 2.5/8	7838-5210	2 5/8	2.91	W 4.1/4	7839-8404	4 1/4	247.00
¹² SF 2.11/16	7838-5211	2 11/16	2.72	W 4.7/8	7839-8414	4 7/8	234.00
¹² SF 2.3/4	7838-5212	2 3/4	2.59	W 5.1/4	7839-8504	5 1/4	225.00
¹² SF 2.13/16	7838-5213	2 13/16	3.50	W 5.7/8	7839-8514	5 7/8	209.00
¹³ SF 2.7/8	7838-5214	2 7/8	2.35	W 6.1/2	7839-8608	6 1/2	191.00
¹³ SF 2.15/16	7838-5215	2 15/16	2.22	W 7.1/4	7839-8704	7 1/4	167.00
SH.1/2	7838-1008	1/2	1.16				

¹² Shallow keyway.
¹³ No keyway.

QD® VS Bushings - English Sizes

Markets/Applications


For use with 5VS and 8VS Adjustable Speed Sheaves.

Features/Advantages

- Available in Short Bore or Long Bore.
- Stocked in popular bore sizes.

Notes

Details shown which do not affect drive function or overall weight may be changed without notification.



Product No. Series 7964

5VS

Part No.	Product No.	Length (in)	Bore (in)	Weight (Lbs.)
5VS-LB 2.3/8	7964-0001	8.46	2 3/8	13.00
5VS-LB 2.7/8	7964-0002	8.46	2 7/8	12.00
5VS-LB 3.3/8	7964-0003	7.00	3 3/8	6.00
5VS-SB 1.7/8	7964-0004	5.27	1 7/8	15.00
5VS-SB 2.1/8	7964-0005	5.27	2 1/8	13.00
5VS-SB 2.3/8	7964-0006	5.27	2 3/8	11.50
5VS-SB 2.7/8	7964-0007	5.27	2 7/8	9.00
5VS-SB 3.3/8	7964-0008	5.27	3 3/8	5.60

8VS

Part No.	Product No.	Length (in)	Bore (in)	Weight (Lbs.)
8VS-LB 3.3/8	7964-0009	12.36	3 3/8	53.00
8VS-LB 3.7/8	7964-0010	12.36	3 7/8	46.00
8VS-LB 4.3/8	7964-0011	12.36	4 3/8	35.00
8VS-SB 3.3/8	7964-0012	9.33	3 3/8	45.00
8VS-SB 3.7/8	7964-0013	9.33	3 7/8	38.00

QD® Bushings - Metric Sizes

Markets/Applications

Use with all QD style sheaves, sprockets and pulleys.

Features/Advantages

- Bushings are made to precise tolerances.
- Available in popular bore sizes.

Notes

Details shown which do not affect drive function or overall weight may be changed without notification.

WARNING: Excessive cap-screw torque can cause sheave and/or bushing to break.
Use of lubricants can result in sheave breakage.



Product No. Series 7840 & 7841

NOTE: Bushings with standard keyseats do not include keys.

Part No.	Product No.	Bore (mm)	Weight (Lbs.)
E 50MM	7841-1200	50	10.15
E 60MM	7841-1206	60	9.03
E 65MM	7841-1209	65	9.00
J 55MM	7841-3203	55	26.40
J 70MM	7841-3212	70	21.00
SD 25MM	7840-3100	25	1.82
SD 30MM	7840-3103	30	1.66
SD 35MM	7840-3106	35	1.49
SD 42MM	7840-3111	42	1.18
SDS 24MM	7840-2015	24	1.50
SDS 25MM	7840-2100	25	1.47
SDS 28MM	7840-2101	28	1.40
SDS 30MM	7840-2103	30	1.35
SDS 35MM	7840-2106	35	1.22
SDS 38MM	7840-2108	38	1.00
SDS 42MM	7840-2111	42	1.02
SF 50MM	7840-5200	50	3.80

Part No.	Product No.	Bore (mm)	Weight (Lbs.)
SF 60MM	7840-5206	60	3.14
SH 24MM	7840-1015	24	1.00
SH 28MM	7840-1101	28	.65
SH 30MM	7840-1103	30	.85
SH 35MM	7840-1106	35	1.00
SK 24MM	7840-4015	24	3.50
SK 25MM	7840-4100	25	3.48
SK 30MM	7840-4103	30	3.33
SK 32MM	7840-4104	32	3.22
SK 35MM	7840-4106	35	3.13
SK 38MM	7840-4108	38	3.00
SK 40MM	7840-4109	40	2.91
SK 42MM	7840-4111	42	2.80
SK 48MM	7840-4114	48	2.35
SK 50MM	7840-4200	50	2.39
SK 55MM	7840-4203	55	2.10

NOTE: Metric screws/threads are available on a MTO basis. Minimum lead times may be required.

Taper-Lock® Bushings - English Sizes

Markets/Applications

Use with all Taper-Lock style sheaves, sprockets and pulleys.

Features/Advantages

- Bushings are made to precise tolerances.
- Available in popular bore sizes.

Notes

Details shown which do not affect drive function or overall weight may be changed without notification.



Product No. Series 7848, 7858 & 7859

NOTE: Bushings with standard keyseats do not include keys.

Part No.	Product No.	Bore (in)	Weight (Lbs.)	Part No.	Product No.	Bore (in)	Weight (Lbs.)
1008.1/2	7858-0008	1/2	.27	1310.9/16	7848-4009	9/16	.64
1008.9/16	7858-0009	9/16	.25	1310.5/8	7848-4010	5/8	.63
1008.5/8	7858-0010	5/8	.24	1310.11/16	7848-4011	11/16	.62
1008.11/16	7858-0011	11/16	.23	1310.3/4	7848-4012	3/4	.61
1008.3/4	7858-0012	3/4	.21	1310.7/8	7848-4014	7/8	.56
1008.13/16	7858-0013	13/16	.20	1310 1.	7848-4100	1	.52
1008.7/8	7858-0014	7/8	.18	1310 1.1/4	7848-4104	1 1/4	.41
¹² 1008.15/16	7858-0015	15/16	.17	1310 1.1/8	7848-4102	1 1/8	.47
¹² 1008 1.	7858-0100	1	.15	1310 1.1/16	7848-4101	1 1/16	.49
1108.1/2	7858-0108	1/2	.31	1310 1.3/8	7848-4106	1 3/8	.35
1108.9/16	7858-0109	9/16	.31	1310 1.3/16	7848-4103	1 3/16	.44
1108.5/8	7858-0110	5/8	.29	1310 1.5/16	7848-4105	1 5/16	.39
1108.11/16	7858-0111	11/16	.28	1310 1.7/16	7848-4107	1 7/16	.40
1108.3/4	7858-0112	3/4	.27	1610.1/2	7858-1608	1/2	.85
1108.13/16	7858-0113	13/16	.25	1610.9/16	7858-1609	9/16	.85
1108.7/8	7858-0114	7/8	.24	1610.5/8	7858-1610	5/8	.83
1108.15/16	7858-0115	15/16	.21	1610.11/16	7858-1611	11/16	.83
1108 1.	7858-0200	1	.19	1610.3/4	7858-1612	3/4	.79
¹² 1108 1.1/8	7858-0202	1 1/8	.16	1610.13/16	7858-1613	13/16	.84
¹² 1108 1.1/16	7858-0201	1 1/16	.19	1610.7/8	7858-1614	7/8	.76
1210.1/2	7858-0508	1/2	.58	1610.15/16	7858-1615	15/16	.72
1210.9/16	7858-0509	9/16	.56	1610 1.	7858-1700	1	.71
1210.5/8	7858-0510	5/8	.54	1610 1.1/2	7858-1708	1 1/2	.47
1210.11/16	7858-0511	11/16	.53	1610 1.1/4	7858-1704	1 1/4	.61
1210.3/4	7858-0512	3/4	.52	1610 1.1/8	7858-1702	1 1/8	.66
1210.13/16	7858-0513	13/16	.49	1610 1.1/16	7858-1701	1 1/16	.69
1210.7/8	7858-0514	7/8	.48	1610 1.3/8	7858-1706	1 3/8	.54
1210.15/16	7858-0515	15/16	.47	1610 1.3/16	7858-1703	1 3/16	.63
1210 1.	7858-0600	1	.43	¹² 1610 1.5/8	7858-1710	1 5/8	.43
1210 1.1/4	7858-0604	1 1/4	.32	1610 1.5/16	7858-1705	1 5/16	.57
1210 1.1/8	7858-0602	1 1/8	.38	1610 1.7/16	7858-1707	1 7/16	.50
1210 1.1/16	7858-0601	1 1/16	.41	¹² 1610 1.9/16	7858-1709	1 9/16	.47
1210 1.3/16	7858-0603	1 3/16	.36	¹² 1610 1.11/16	7858-1711	1 11/16	.45
1215.1/2	7858-1008	1/2	.82	1615.1/2	7858-2008	1/2	1.24
1215.9/16	7858-1009	9/16	.85	1615.9/16	7858-2009	9/16	1.30
1215.5/8	7858-1010	5/8	.78	1615.5/8	7858-2010	5/8	1.20
1215.11/16	7858-1011	11/16	.81	1615.11/16	7858-2011	11/16	1.24
1215.3/4	7858-1012	3/4	.75	1615.3/4	7858-2012	3/4	1.16
1215.13/16	7858-1013	13/16	.75	1615.13/16	7858-2013	13/16	1.20
1215.7/8	7858-1014	7/8	.68	1615.7/8	7858-2014	7/8	1.11
1215.15/16	7858-1015	15/16	.64	1615.15/16	7858-2015	15/16	1.06
1215 1.	7858-1100	1	.61	1615 1.	7858-2100	1	1.02
1215 1.1/4	7858-1104	1 1/4	.45	1615 1.1/2	7858-2108	1 1/2	.66
1215 1.1/8	7858-1102	1 1/8	.54	1615 1.1/4	7858-2104	1 1/4	.87
1215 1.1/16	7858-1101	1 1/16	.57	1615 1.1/8	7858-2102	1 1/8	.95
1215 1.3/16	7858-1103	1 3/16	.49	1615 1.1/16	7858-2101	1 1/16	.99
1310 .13/16	7848-4013	13/16	.59	1615 1.3/8	7858-2106	1 3/8	.77
1310 .15/16	7848-4015	15/16	.54	1615 1.3/16	7858-2103	1 3/16	.91
1310.1/2	7848-4008	1/2	.66	¹² 1615 1.5/8	7858-2110	1 5/8	.60

¹² Shallow keyway.

Taper-Lock® Bushings - English Sizes

Product No. Series 7848, 7858 & 7859 (continued)

Part No.	Product No.	Bore (in)	Weight (Lbs.)	Part No.	Product No.	Bore (in)	Weight (Lbs.)
1615 1.5/16	7858-2105	1 5/16	.82	¹² 2517 2.5/16	7858-3205	2 5/16	1.89
1615 1.7/16	7858-2107	1 7/16	.72	¹² 2517 2.7/16	7858-3207	2 7/16	1.69
¹² 1615 1.9/16	7858-2109	1 9/16	.67	¹² 2517 2.11/16	7858-3211	2 11/16	1.43
¹² 1615 1.11/16	7858-2111	1 11/16	.62	2525.3/4	7859-1012	3/4	4.94
2012.1/2	7858-2508	1/2	1.63	2525.7/8	7859-1014	7/8	4.83
2012.9/16	7858-2509	9/16	1.61	2525 1.	7859-1100	1	4.86
2012.5/8	7858-2510	5/8	1.59	2525 1.1/2	7859-1108	1 1/2	4.03
2012.11/16	7858-2511	11/16	1.57	2525 1.1/4	7859-1104	1 1/4	4.41
2012.3/4	7858-2512	3/4	1.15	2525 1.1/8	7859-1102	1 1/8	4.58
2012.13/16	7858-2513	13/16	1.53	2525 1.3/4	7859-1112	1 3/4	3.65
2012.7/8	7858-2514	7/8	1.51	2525 1.3/8	7859-1106	1 3/8	4.24
2012.15/16	7858-2515	15/16	1.47	2525 1.3/16	7859-1103	1 3/16	4.46
2012 1.	7858-2600	1	1.46	2525 1.5/8	7859-1110	1 5/8	3.85
2012 1.1/2	7858-2608	1 1/2	1.15	2525 1.7/8	7859-1114	1 7/8	3.39
2012 1.1/4	7858-2604	1 1/4	1.33	2525 1.7/16	7859-1107	1 7/16	4.17
2012 1.1/8	7858-2602	1 1/8	1.39	2525 1.11/16	7859-1111	1 11/16	3.78
2012 1.1/16	7858-2601	1 1/16	1.43	2525 1.13/16	7859-1113	1 13/16	3.20
2012 1.3/4	7858-2612	1 3/4	.95	2525 1.15/16	7859-1115	1 15/16	3.28
2012 1.3/8	7858-2606	1 3/8	1.25	2525 2.	7859-1200	2	3.17
2012 1.3/16	7858-2603	1 3/16	1.36	¹² 2525 2.1/2	7859-1208	2 1/2	2.19
2012 1.5/8	7858-2610	1 5/8	1.05	2525 2.1/4	7859-1204	2 1/4	2.40
2012 1.5/16	7858-2605	1 5/16	1.27	2525 2.1/8	7859-1202	2 1/8	2.89
2012 1.7/8	7858-2614	1 7/8	.83	2525 2.3/8	7859-1206	2 3/8	2.33
2012 1.7/16	7858-2607	1 7/16	1.20	2525 2.3/16	7859-1203	2 3/16	2.50
2012 1.9/16	7858-2609	1 9/16	1.10	¹² 2525 2.5/16	7859-1205	2 5/16	2.73
2012 1.11/16	7858-2611	1 11/16	1.02	2525 2.7/16	7859-1207	2 7/16	2.36
2012 1.13/16	7858-2613	1 13/16	.88	3020.7/8	7859-6014	7/8	6.21
¹² 2012 1.15/16	7858-2615	1 15/16	.86	3020.15/16	7859-6015	15/16	6.10
¹² 2012 2.	7858-2700	2	.80	3020 1.	7859-6100	1	6.08
¹² 2012 2.1/8	7858-2702	2 1/8	.77	3020 1.1/2	7859-6108	1 1/2	5.60
2517.1/2	7858-3008	1/2	3.44	3020 1.1/4	7859-6104	1 1/4	5.86
2517.9/16	7858-3009	9/16	3.60	3020 1.1/8	7859-6102	1 1/8	5.93
2517.5/8	7858-3010	5/8	3.37	3020 1.3/4	7859-6112	1 3/4	5.28
2517.11/16	7858-3011	11/16	3.35	3020 1.3/8	7859-6106	1 3/8	5.72
2517.3/4	7858-3012	3/4	3.33	3020 1.3/16	7859-6103	1 3/16	5.95
2517.13/16	7858-3013	13/16	3.34	3020 1.5/8	7859-6110	1 5/8	5.47
2517.7/8	7858-3014	7/8	3.52	3020 1.5/16	7859-6105	1 5/16	5.81
2517.15/16	7858-3015	15/16	3.26	3020 1.7/8	7859-6114	1 7/8	5.11
2517 1.	7858-3100	1	3.18	3020 1.7/16	7859-6107	1 7/16	5.65
2517 1.1/2	7858-3108	1 1/2	2.78	3020 1.9/16	7859-6109	1 9/16	5.90
2517 1.1/4	7858-3104	1 1/4	3.00	3020 1.11/16	7859-6111	1 11/16	5.36
2517 1.1/8	7858-3102	1 1/8	3.09	3020 1.13/16	7859-6113	1 13/16	5.53
2517 1.1/16	7858-3101	1 1/16	3.18	3020 1.15/16	7859-6115	1 15/16	5.01
2517 1.3/4	7858-3112	1 3/4	2.52	3020 2.	7859-6200	2	4.92
2517 1.3/8	7858-3106	1 3/8	2.89	3020 2.1/2	7859-6208	2 1/2	4.05
2517 1.3/16	7858-3103	1 3/16	3.06	3020 2.1/4	7859-6204	2 1/4	4.50
2517 1.5/8	7858-3110	1 5/8	2.65	3020 2.1/8	7859-6202	2 1/8	4.72
2517 1.5/16	7858-3105	1 5/16	2.93	3020 2.1/16	7859-6201	2 1/16	4.81
2517 1.7/8	7858-3114	1 7/8	2.34	3020 2.3/4	7859-6212	2 3/4	3.62
2517 1.7/16	7858-3107	1 7/16	2.83	3020 2.3/8	7859-6206	2 3/8	4.28
2517 1.9/16	7858-3109	1 9/16	2.70	3020 2.3/16	7859-6203	2 3/16	4.63
2517 1.11/16	7858-3111	1 11/16	2.57	3020 2.5/8	7859-6210	2 5/8	3.78
2517 1.13/16	7858-3113	1 13/16	2.41	3020 2.5/16	7859-6205	2 5/16	4.37
2517 1.15/16	7858-3115	1 15/16	2.27	¹² 3020 2.7/8	7859-6214	2 7/8	3.54
2517 2.	7858-3200	2	2.16	3020 2.7/16	7859-6207	2 7/16	4.16
¹² 2517 2.1/2	7858-3208	2 1/2	1.59	3020 2.11/16	7859-6211	2 11/16	3.67
2517 2.1/4	7858-3204	2 1/4	1.82	¹² 3020 2.13/16	7859-6213	2 13/16	3.66
2517 2.1/8	7858-3202	2 1/8	2.02	¹² 3020 2.15/16	7859-6215	2 15/16	3.43
2517 2.1/16	7858-3201	2 1/16	2.10	¹² 3020 3.	7859-6300	3	3.27
¹² 2517 2.3/8	7858-3206	2 3/8	1.78	¹² 3020 3.1/4	7859-6304	3 1/4	2.96
2517 2.3/16	7858-3203	2 3/16	1.94	¹² 3020 3.1/8	7859-6302	3 1/8	3.35
¹² 2517 2.5/8	7858-3210	2 5/8	1.80	¹² 3020 3.3/16	7859-6303	3 3/16	3.13

¹² Shallow keyway.

Taper-Lock® Bushings - English Sizes

Product No. Series 7848, 7858 & 7859 (continued)

Part No.	Product No.	Bore (in)	Weight (Lbs.)	Part No.	Product No.	Bore (in)	Weight (Lbs.)
3030.15/16	7859-2015	15/16	9.36	3525 2.15/16	7858-5215	2 15/16	10.50
3030 1.	7859-2100	1	9.36	3525 3.	7858-5300	3	9.50
3030 1.1/2	7859-2108	1 1/2	8.59	¹² 3525 3.1/2	7858-5308	3 1/2	8.00
3030 1.1/4	7859-2104	1 1/4	9.08	3525 3.1/4	7858-5304	3 1/4	8.80
3030 1.1/8	7859-2102	1 1/8	9.20	3525 3.1/8	7858-5302	3 1/8	9.30
3030 1.3/4	7859-2112	1 3/4	8.03	3525 3.1/16	7858-5301	3 1/16	9.40
3030 1.3/8	7859-2106	1 3/8	8.75	¹² 3525 3.3/4	7858-5312	3 3/4	7.90
3030 1.3/16	7859-2103	1 3/16	9.14	¹² 3525 3.3/8	7858-5306	3 3/8	8.50
3030 1.5/8	7859-2110	1 5/8	8.28	3525 3.3/16	7858-5303	3 3/16	8.60
3030 1.5/16	7859-2105	1 5/16	8.98	¹² 3525 3.5/8	7858-5310	3 5/8	7.90
3030 1.7/8	7859-2114	1 7/8	7.71	¹² 3525 3.5/16	7858-5305	3 5/16	8.70
3030 1.7/16	7859-2107	1 7/16	8.75	¹² 3525 3.7/8	7858-5314	3 7/8	7.90
3030 1.9/16	7859-2109	1 9/16	8.47	¹² 3525 3.7/16	7858-5307	3 7/16	8.20
3030 1.11/16	7859-2111	1 11/16	8.17	¹² 3525 3.9/16	7858-5309	3 9/16	8.00
3030 1.13/16	7859-2113	1 13/16	8.00	¹² 3525 3.11/16	7858-5311	3 11/16	7.90
3030 1.15/16	7859-2115	1 15/16	7.58	¹² 3525 3.13/16	7858-5313	3 13/16	7.90
3030 2.	7859-2200	2	7.39	¹² 3525 3.15/16	7858-5315	3 15/16	7.90
3030 2.1/2	7859-2208	2 1/2	6.08	3535 1.1/2	7859-3108	1 1/2	14.40
3030 2.1/4	7859-2204	2 1/4	6.77	3535 1.1/4	7859-3104	1 1/4	14.86
3030 2.1/8	7859-2202	2 1/8	7.11	3535 1.3/4	7859-3112	1 3/4	13.75
3030 2.1/16	7859-2201	2 1/16	7.39	3535 1.3/8	7859-3106	1 3/8	14.76
3030 2.3/4	7859-2212	2 3/4	5.28	3535 1.3/16	7859-3103	1 3/16	15.08
3030 2.3/8	7859-2206	2 3/8	6.39	3535 1.5/8	7859-3110	1 5/8	14.10
3030 2.3/16	7859-2203	2 3/16	6.97	3535 1.7/8	7859-3114	1 7/8	13.20
3030 2.5/8	7859-2210	2 5/8	5.66	3535 1.7/16	7859-3107	1 7/16	14.58
3030 2.5/16	7859-2205	2 5/16	6.57	3535 1.11/16	7859-3111	1 11/16	14.05
¹² 3030 2.7/8	7859-2214	2 7/8	5.26	3535 1.15/16	7859-3115	1 15/16	13.16
3030 2.7/16	7859-2207	2 7/16	6.26	3535 2.	7859-3200	2	13.11
3030 2.11/16	7859-2211	2 11/16	5.50	3535 2.1/2	7859-3208	2 1/2	11.51
¹² 3030 2.15/16	7859-2215	2 15/16	4.99	3535 2.1/4	7859-3204	2 1/4	12.40
¹² 3030 3.	7859-2300	3	4.78	3535 2.1/8	7859-3202	2 1/8	12.75
¹² 3030 3.1/4	7859-2304	3 1/4	4.80	3535 2.3/4	7859-3212	2 3/4	10.58
¹² 3030 3.1/8	7859-2302	3 1/8	4.69	3535 2.3/8	7859-3206	2 3/8	12.00
¹² 3030 3.3/16	7859-2303	3 3/16	4.80	3535 2.3/16	7859-3203	2 3/16	12.59
3525 1.1/2	7858-5108	1 1/2	14.00	3535 2.5/8	7859-3210	2 5/8	11.02
3525 1.1/4	7858-5104	1 1/4	14.60	3535 2.7/8	7859-3214	2 7/8	10.02
3525 1.3/4	7858-5112	1 3/4	13.40	3535 2.7/16	7859-3207	2 7/16	11.69
3525 1.3/8	7858-5106	1 3/8	14.30	3535 2.11/16	7859-3211	2 11/16	10.79
3525 1.3/16	7858-5103	1 3/16	16.00	3535 2.15/16	7859-3215	2 15/16	9.75
3525 1.5/8	7858-5110	1 5/8	13.90	3535 3.	7859-3300	3	9.50
3525 1.5/16	7858-5105	1 5/16	14.60	¹² 3535 3.1/2	7859-3308	3 1/2	7.90
3525 1.7/8	7858-5114	1 7/8	13.20	3535 3.1/4	7859-3304	3 1/4	8.30
3525 1.7/16	7858-5107	1 7/16	14.10	3535 3.1/8	7859-3302	3 1/8	8.94
3525 1.9/16	7858-5109	1 9/16	14.00	¹² 3535 3.3/4	7859-3312	3 3/4	6.41
3525 1.11/16	7858-5111	1 11/16	13.90	¹² 3535 3.3/8	7859-3306	3 3/8	8.44
3525 1.13/16	7858-5113	1 13/16	13.30	3535 3.3/16	7859-3303	3 3/16	8.66
3525 1.15/16	7858-5115	1 15/16	13.00	¹² 3535 3.5/8	7859-3310	3 5/8	7.09
3525 2.	7858-5200	2	13.00	¹² 3535 3.5/16	7859-3305	3 5/16	8.70
3525 2.1/2	7858-5208	2 1/2	11.50	¹² 3535 3.7/8	7859-3314	3 7/8	5.94
3525 2.1/4	7858-5204	2 1/4	12.30	¹² 3535 3.7/16	7859-3307	3 7/16	8.13
3525 2.1/8	7858-5202	2 1/8	12.60	¹² 3535 3.11/16	7859-3311	3 11/16	6.79
3525 2.1/16	7858-5201	2 1/16	12.90	¹² 3535 3.15/16	7859-3315	3 15/16	5.58
3525 2.3/4	7858-5212	2 3/4	10.40	4030 1.1/2	7858-6108	1 1/2	22.00
3525 2.3/8	7858-5206	2 3/8	12.00	4030 1.3/4	7858-6112	1 3/4	21.20
3525 2.3/16	7858-5203	2 3/16	12.40	4030 1.5/8	7858-6110	1 5/8	21.80
3525 2.5/8	7858-5210	2 5/8	11.10	4030 1.7/8	7858-6114	1 7/8	20.90
3525 2.5/16	7858-5205	2 5/16	11.80	4030 1.7/16	7858-6107	1 7/16	24.00
3525 2.7/8	7858-5214	2 7/8	10.10	4030 1.9/16	7858-6109	1 9/16	21.90
3525 2.7/16	7858-5207	2 7/16	11.70	4030 1.11/16	7858-6111	1 11/16	21.50
3525 2.9/16	7858-5209	2 9/16	11.40	4030 1.13/16	7858-6113	1 13/16	21.00
3525 2.11/16	7858-5211	2 11/16	10.70	4030 1.15/16	7858-6115	1 15/16	20.70
3525 2.13/16	7858-5213	2 13/16	10.30	4030 2.	7858-6200	2	20.60

BUSHINGS

¹² Shallow keyway.

Taper-Lock® Bushings - English Sizes

Product No. Series 7848, 7858 & 7859 (continued)

Part No.	Product No.	Bore (in)	Weight (Lbs.)	Part No.	Product No.	Bore (in)	Weight (Lbs.)
4030 2.1/2	7858-6208	2 1/2	19.20	4040 3.3/16	7859-4303	3 3/16	15.82
4030 2.1/4	7858-6204	2 1/4	20.10	4040 3.5/8	7859-4310	3 5/8	13.37
4030 2.1/8	7858-6202	2 1/8	20.70	¹² 4040 3.7/8	7859-4314	3 7/8	12.90
4030 2.1/16	7858-6201	2 1/16	20.60	4040 3.7/16	7859-4307	3 7/16	14.42
4030 2.3/4	7858-6212	2 3/4	17.70	4040 3.11/16	7859-4311	3 11/16	13.87
4030 2.3/8	7858-6206	2 3/8	19.50	¹² 4040 3.15/16	7859-4315	3 15/16	12.46
4030 2.3/16	7858-6203	2 3/16	20.40	¹² 4040 4.	7859-4400	4	12.05
4030 2.5/8	7858-6210	2 5/8	19.00	¹² 4040 4.1/8	7859-4402	4 1/8	11.22
4030 2.5/16	7858-6205	2 5/16	20.00	¹² 4040 4.3/8	7859-4406	4 3/8	9.52
4030 2.7/8	7858-6214	2 7/8	17.20	¹² 4040 4.3/16	7859-4403	4 3/16	10.70
4030 2.7/16	7858-6207	2 7/16	19.30	¹² 4040 4.7/16	7859-4407	4 7/16	8.88
4030 2.9/16	7858-6209	2 9/16	19.10	4535 1.15/16	7858-7115	1 15/16	31.00
4030 2.11/16	7858-6211	2 11/16	18.40	4535 2.	7858-7200	2	29.70
4030 2.13/16	7858-6213	2 13/16	17.50	4535 2.1/2	7858-7208	2 1/2	26.70
4030 2.15/16	7858-6215	2 15/16	17.20	4535 2.1/4	7858-7204	2 1/4	23.15
4030 3.	7858-6300	3	17.00	4535 2.1/8	7858-7202	2 1/8	29.30
4030 3.1/2	7858-6308	3 1/2	13.40	4535 2.1/16	7858-7201	2 1/16	23.65
4030 3.1/4	7858-6304	3 1/4	15.40	4535 2.3/4	7858-7212	2 3/4	25.00
4030 3.1/8	7858-6302	3 1/8	16.50	4535 2.3/8	7858-7206	2 3/8	28.40
4030 3.1/16	7858-6301	3 1/16	16.80	4535 2.3/16	7858-7203	2 3/16	29.00
4030 3.3/4	7858-6312	3 3/4	12.70	4535 2.5/8	7858-7210	2 5/8	25.90
4030 3.3/8	7858-6306	3 3/8	14.60	4535 2.5/16	7858-7205	2 5/16	28.60
4030 3.3/16	7858-6303	3 3/16	15.90	4535 2.7/8	7858-7214	2 7/8	24.80
4030 3.5/8	7858-6310	3 5/8	14.00	4535 2.7/16	7858-7207	2 7/16	28.00
4030 3.5/16	7858-6305	3 5/16	14.90	4535 2.9/16	7858-7209	2 9/16	26.40
4030 3.7/8	7858-6314	3 7/8	12.90	4535 2.11/16	7858-7211	2 11/16	25.40
4030 3.7/16	7858-6307	3 7/16	14.10	4535 2.13/16	7858-7213	2 13/16	24.90
4030 3.9/16	7858-6309	3 9/16	10.85	4535 2.15/16	7858-7215	2 15/16	24.10
4030 3.11/16	7858-6311	3 11/16	13.00	4535 3.	7858-7300	3	24.20
4030 3.13/16	7858-6313	3 13/16	9.65	4535 3.1/2	7858-7308	3 1/2	21.30
4030 3.15/16	7858-6315	3 15/16	12.60	4535 3.1/4	7858-7304	3 1/4	23.10
4030 4.	7858-6400	4	12.60	4535 3.1/8	7858-7302	3 1/8	24.10
4030 4.1/4	7858-6404	4 1/4	12.60	4535 3.1/16	7858-7301	3 1/16	24.20
4030 4.1/8	7858-6402	4 1/8	12.60	4535 3.3/4	7858-7312	3 3/4	19.90
4030 4.3/8	7858-6406	4 3/8	12.60	4535 3.3/8	7858-7306	3 3/8	22.40
4030 4.3/16	7858-6403	4 3/16	12.60	4535 3.3/16	7858-7303	3 3/16	23.80
4030 4.7/16	7858-6407	4 7/16	11.80	4535 3.5/8	7858-7310	3 5/8	21.00
4040 1.1/2	7859-4108	1 1/2	22.00	4535 3.5/16	7858-7305	3 5/16	22.70
4040 1.3/4	7859-4112	1 3/4	21.97	4535 3.7/8	7858-7314	3 7/8	19.30
4040 1.5/8	7859-4110	1 5/8	22.13	4535 3.7/16	7858-7307	3 7/16	21.50
4040 1.7/8	7859-4114	1 7/8	21.00	4535 3.9/16	7858-7309	3 9/16	21.10
4040 1.7/16	7859-4107	1 7/16	24.00	4535 3.11/16	7858-7311	3 11/16	20.30
4040 1.11/16	7859-4111	1 11/16	21.80	4535 3.13/16	7858-7313	3 13/16	19.60
4040 1.15/16	7859-4115	1 15/16	21.18	4535 3.15/16	7858-7315	3 15/16	18.90
4040 2.	7859-4200	2	21.11	4535 4.	7858-7400	4	18.70
4040 2.1/2	7859-4208	2 1/2	18.80	4535 4.1/2	7858-7408	4 1/2	15.30
4040 2.1/4	7859-4204	2 1/4	20.19	4535 4.1/4	7858-7404	4 1/4	17.80
4040 2.1/8	7859-4202	2 1/8	20.59	4535 4.1/8	7858-7402	4 1/8	18.60
4040 2.3/4	7859-4212	2 3/4	18.21	¹² 4535 4.3/4	7858-7412	4 3/4	15.20
4040 2.3/8	7859-4206	2 3/8	19.64	4535 4.3/8	7858-7406	4 3/8	16.80
4040 2.3/16	7859-4203	2 3/16	20.32	4535 4.3/16	7858-7403	4 3/16	18.50
4040 2.5/8	7859-4210	2 5/8	18.65	¹² 4535 4.7/8	7858-7414	4 7/8	15.10
4040 2.7/8	7859-4214	2 7/8	17.41	4535 4.7/16	7858-7407	4 7/16	15.40
4040 2.7/16	7859-4207	2 7/16	19.30	¹² 4535 4.15/16	7858-7415	4 15/16	14.90
4040 2.11/16	7859-4211	2 11/16	18.33	4545 1.15/16	7859-5115	1 15/16	29.85
4040 2.15/16	7859-4215	2 15/16	17.08	4545 2.	7859-5200	2	29.76
4040 3.	7859-4300	3	16.79	4545 2.3/4	7859-5212	2 3/4	26.48
4040 3.1/2	7859-4308	3 1/2	14.03	4545 2.3/8	7859-5206	2 3/8	28.16
4040 3.1/4	7859-4304	3 1/4	15.52	4545 2.3/16	7859-5203	2 3/16	29.06
4040 3.1/8	7859-4302	3 1/8	16.17	4545 2.5/8	7859-5210	2 5/8	27.03
4040 3.3/4	7859-4312	3 3/4	13.45	4545 2.7/8	7859-5214	2 7/8	25.71
4040 3.3/8	7859-4306	3 3/8	14.70	4545 2.7/16	7859-5207	2 7/16	27.90

¹² Shallow keyway.

Taper-Lock® Bushings - English Sizes

Product No. Series 7848, 7858 & 7859 (continued)

Part No.	Product No.	Bore (in)	Weight (Lbs.)	Part No.	Product No.	Bore (in)	Weight (Lbs.)
4545 2.15/16	7859-5215	2 15/16	25.41	5040 4.7/8	7858-8414	4 7/8	22.20
4545 3.	7859-5300	3	25.15	5040 4.7/16	7858-8407	4 7/16	25.10
4545 3.1/2	7859-5308	3 1/2	22.10	5040 4.15/16	7858-8415	4 15/16	20.60
4545 3.1/4	7859-5304	3 1/4	23.83	5040 5.	7858-8500	5	20.50
4545 3.1/8	7859-5302	3 1/8	24.31	5050 2.7/16	7859-7207	2 7/16	38.71
4545 3.3/4	7859-5312	3 3/4	20.31	5050 2.11/16	7859-7211	2 11/16	37.42
4545 3.3/8	7859-5306	3 3/8	22.80	5050 2.15/16	7859-7215	2 15/16	35.97
4545 3.3/16	7859-5303	3 3/16	24.00	5050 3.3/8	7859-7306	3 3/8	33.01
4545 3.5/8	7859-5310	3 5/8	21.22	5050 3.5/8	7859-7310	3 5/8	31.23
4545 3.7/8	7859-5314	3 7/8	19.34	5050 3.7/8	7859-7314	3 7/8	29.30
4545 3.7/16	7859-5307	3 7/16	22.31	5050 3.7/16	7859-7307	3 7/16	32.60
4545 3.15/16	7859-5315	3 15/16	18.96	5050 3.15/16	7859-7315	3 15/16	28.79
4545 4.	7859-5400	4	18.61	5050 4.	7859-7400	4	28.30
¹² 4545 4.1/2	7859-5408	4 1/2	15.84	5050 4.1/2	7859-7408	4 1/2	23.89
4545 4.1/4	7859-5404	4 1/4	14.89	5050 4.1/4	7859-7404	4 1/4	24.02
4545 4.1/8	7859-5402	4 1/8	17.52	5050 4.3/8	7859-7406	4 3/8	25.08
¹² 4545 4.3/4	7859-5412	4 3/4	13.92	¹² 5050 4.7/8	7859-7414	4 7/8	22.25
¹² 4545 4.3/8	7859-5406	4 3/8	16.94	5050 4.7/16	7859-7407	4 7/16	24.40
4545 4.3/16	7859-5403	4 3/16	17.14	¹² 5050 4.15/16	7859-7415	4 15/16	21.67
¹² 4545 4.7/8	7859-5414	4 7/8	12.85	¹² 5050 5.	7859-7500	5	20.94
¹² 4545 4.7/16	7859-5407	4 7/16	16.33	6050 3.	7859-8300	3	65.00
¹² 4545 4.15/16	7859-5415	4 15/16	12.27	6050 3.1/4	7859-8304	3 1/4	65.00
5040 2.1/2	7858-8208	2 1/2	38.30	6050 3.7/16	7859-8307	3 7/16	65.00
5040 2.3/4	7858-8212	2 3/4	36.60	6050 4.	7859-8400	4	65.00
5040 2.5/8	7858-8210	2 5/8	37.10	6050 4.7/16	7859-8407	4 7/16	64.20
5040 2.7/8	7858-8214	2 7/8	36.40	6050 4.15/16	7859-8415	4 15/16	58.24
5040 2.7/16	7858-8207	2 7/16	39.50	6050 5.7/16	7859-8507	5 7/16	52.30
5040 2.9/16	7858-8209	2 9/16	37.70	6050 5.15/16	7859-8515	5 15/16	47.24
5040 2.11/16	7858-8211	2 11/16	36.90	6050 6.	7859-8600	6	46.38
5040 2.13/16	7858-8213	2 13/16	36.50	7060 3.	7859-9300	3	95.00
5040 2.15/16	7858-8215	2 15/16	36.20	7060 3.1/4	7859-9304	3 1/4	95.00
5040 3.	7858-8300	3	35.60	7060 3.7/16	7859-9307	3 7/16	95.00
5040 3.1/2	7858-8308	3 1/2	31.70	7060 4.15/16	7859-9415	4 15/16	91.95
5040 3.1/4	7858-8304	3 1/4	33.20	7060 5.7/16	7859-9507	5 7/16	84.48
5040 3.1/8	7858-8302	3 1/8	34.80	7060 5.15/16	7859-9515	5 15/16	78.16
5040 3.1/16	7858-8301	3 1/16	35.20	7060 6.	7859-9600	6	76.64
5040 3.3/4	7858-8312	3 3/4	29.70	7060 6.1/2	7859-9608	6 1/2	68.64
5040 3.3/8	7858-8306	3 3/8	32.70	7060 6.7/16	7859-9607	6 7/16	68.08
5040 3.3/16	7858-8303	3 3/16	33.90	7060 6.15/16	7859-9615	6 15/16	62.13
5040 3.5/8	7858-8310	3 5/8	31.10	7060 7.	7859-9700	7	60.64
5040 3.5/16	7858-8305	3 5/16	33.00	8065 5.7/16	7859-9517	5 7/16	97.65
5040 3.7/8	7858-8314	3 7/8	29.00	8065 5.15/16	7859-9525	5 15/16	105.70
5040 3.7/16	7858-8307	3 7/16	32.00	8065 6.1/2	7859-9618	6 1/2	101.78
5040 3.9/16	7858-8309	3 9/16	31.40	8065 6.7/16	7859-9617	6 7/16	102.30
5040 3.11/16	7858-8311	3 11/16	30.40	8065 6.15/16	7859-9625	6 15/16	92.00
5040 3.13/16	7858-8313	3 13/16	29.40	8065 7.	7859-9710	7	91.10
5040 3.15/16	7858-8315	3 15/16	28.70	8065 7.1/2	7859-9718	7 1/2	89.00
5040 4.	7858-8400	4	27.80	8065 8.	7859-9810	8	89.90
5040 4.1/2	7858-8408	4 1/2	23.60	10085 7.	7859-9720	7	245.00
5040 4.1/4	7858-8404	4 1/4	27.00	10085 8.	7859-9820	8	219.00
5040 4.1/8	7858-8402	4 1/8	27.50	10085 9.	7859-9920	9	190.00
5040 4.3/4	7858-8412	4 3/4	22.90	10085 10.	7859-9020	10	157.50
5040 4.3/8	7858-8406	4 3/8	26.00	120100 12.	7859-9120	12	290.00
5040 4.3/16	7858-8403	4 3/16	27.20				

BUSHINGS

¹² Shallow keyway.

Stainless Steel Taper-Lock® Bushings - English Sizes

Markets/Applications

Stainless steel bushings are ideal for the food and beverage market or where non-corrosive sprockets are needed to prevent rust.

Features/Advantages

- Bushings are made to precise tolerances.
- Popular bore sizes are available.
- Stainless steel bushings are corrosion resistant, preventing rust build up and increasing product life.

Notes

SS is used to signify Stainless Steel.

Details shown which do not affect drive function or overall weight may be changed without notification.



Product No. Series 7869

Part No.	Product No.	Bore (in)	Weight (Lbs.)	Part No.	Product No.	Bore (in)	Weight (Lbs.)
SS 1108 .1/2	7869-0001	1/2	.30	SS 1610 1.1/8	7869-0211	1 1/8	.70
SS 1108 .3/4	7869-0005	3/4	.20	¹² SS 1610 1.1/16	7869-0210	1 1/16	.80
SS 1108 .5/8	7869-0003	5/8	.30	SS 1610 1.3/8	7869-0215	1 3/8	.60
SS 1108 .7/8	7869-0007	7/8	.20	SS 1610 1.3/16	7869-0212	1 3/16	.70
SS 1108 .9/16	7869-0002	9/16	.30	SS 1610 1.5/8	7869-0219	1 5/8	.50
SS 1108 .11/16	7869-0004	11/16	.20	SS 1610 1.5/16	7869-0214	1 5/16	.60
SS 1108 .13/16	7869-0006	13/16	.20	SS 1610 1.7/16	7869-0216	1 7/16	.60
SS 1108 .15/16	7869-0008	15/16	.20	SS 1610 1.9/16	7869-0218	1 9/16	.50
SS 1108 1.	7869-0009	1	.20	¹² SS 1610 1.11/16	7869-0220	1 11/16	.50
SS 1108 1.1/8	7869-0011	1 1/8	.10	SS 2012 .1/2	7869-0301	1/2	1.70
SS 1108 1.1/16	7869-0010	1 1/16	.20	SS 2012 .3/4	7869-0305	3/4	1.70
SS 1210 .1/2	7869-0101	1/2	.60	SS 2012 .5/8	7869-0303	5/8	1.70
SS 1210 .3/4	7869-0105	3/4	.50	SS 2012 .7/8	7869-0307	7/8	1.60
SS 1210 .5/8	7869-0103	5/8	.60	SS 2012 .9/16	7869-0302	9/16	1.70
SS 1210 .7/8	7869-0107	7/8	.50	SS 2012 .11/16	7869-0304	11/16	1.70
SS 1210 .9/16	7869-0102	9/16	.60	SS 2012 .13/16	7869-0306	13/16	1.75
SS 1210 .11/16	7869-0104	11/16	.50	SS 2012 .15/16	7869-0308	15/16	1.60
SS 1210 .13/16	7869-0106	13/16	.50	SS 2012 1.	7869-0309	1	1.60
SS 1210 .15/16	7869-0108	15/16	.50	SS 2012 1.1/2	7869-0317	1 1/2	1.20
SS 1210 1.	7869-0109	1	.50	SS 2012 1.1/4	7869-0313	1 1/4	1.50
SS 1210 1.1/4	7869-0113	1 1/4	.40	SS 2012 1.1/8	7869-0311	1 1/8	1.50
SS 1210 1.1/8	7869-0111	1 1/8	.40	SS 2012 1.1/16	7869-0310	1 1/16	1.60
SS 1210 1.1/16	7869-0110	1 1/16	.40	SS 2012 1.3/4	7869-0321	1 3/4	1.00
SS 1210 1.3/16	7869-0112	1 3/16	.40	SS 2012 1.3/8	7869-0315	1 3/8	1.30
SS 1610 .1/2	7869-0201	1/2	.90	SS 2012 1.3/16	7869-0312	1 3/16	1.50
SS 1610 .3/4	7869-0205	3/4	.90	SS 2012 1.5/8	7869-0319	1 5/8	1.20
SS 1610 .5/8	7869-0203	5/8	.90	SS 2012 1.5/16	7869-0314	1 5/16	1.40
SS 1610 .7/8	7869-0207	7/8	.80	SS 2012 1.7/8	7869-0323	1 7/8	.90
SS 1610 .9/16	7869-0202	9/16	.90	SS 2012 1.7/16	7869-0316	1 7/16	1.20
SS 1610 .11/16	7869-0204	11/16	.90	SS 2012 1.9/16	7869-0318	1 9/16	1.20
SS 1610 .13/16	7869-0206	13/16	.90	SS 2012 1.11/16	7869-0320	1 11/16	1.10
SS 1610 .15/16	7869-0208	15/16	.80	SS 2012 1.13/16	7869-0322	1 13/16	1.00
SS 1610 1.	7869-0209	1	.80	SS 2012 1.15/16	7869-0324	1 15/16	.90
SS 1610 1.1/2	7869-0217	1 1/2	.50	SS 2012 2.	7869-0325	2	.90
SS 1610 1.1/4	7869-0213	1 1/4	.70	¹² SS 2012 2.1/8	7869-0326	2 1/8	.90

¹² Shallow keyway.

Taper-Lock Bushings - Metric Sizes

Markets/Applications

Use with all Taper-Lock style sheaves, sprockets and pulleys.

Features/Advantages

- Bushings are made to precise tolerances.
- Available in popular bore sizes.

Notes

Details shown which do not affect drive function or overall weight may be changed without notification.



Product No. Series 7848, 7858 & 7859

Part No.	Product No.	Bore (mm)	Weight (Lbs.)	Part No.	Product No.	Bore (mm)	Weight (Lbs.)
1008 14MM	7858-0017	14	.25	2012 19MM	7858-2519	19	1.55
1008 16MM	7858-0016	16	.24	2012 20MM	7858-2520	20	1.55
1008 18MM	7858-0018	18	.22	2012 22MM	7858-2522	22	1.51
1008 19MM	7858-0019	19	.21	2012 24MM	7858-2524	24	1.45
1008 20MM	7858-0020	20	.20	2012 25MM	7858-2525	25	1.45
1008 22MM	7858-0022	22	.18	2012 28MM	7858-2528	28	1.40
¹² 1008 24MM	7858-0024	24	.16	2012 30MM	7858-2530	30	1.35
1108 16MM	7858-0116	16	.30	2012 32MM	7858-2532	32	1.30
1108 18MM	7858-0118	18	.28	2012 35MM	7858-2535	35	1.20
1108 19MM	7858-0119	19	.27	2012 38MM	7858-2538	38	1.15
1108 20MM	7858-0120	20	.25	2012 40MM	7858-2540	40	1.10
1108 22MM	7858-0122	22	.20	2012 42MM	7858-2542	42	1.03
1108 24MM	7858-0124	24	.21	2012 45MM	7858-2545	45	.90
1108 25MM	7858-0125	25	.20	2517 14MM	7858-3314	14	3.42
1210 14MM	7858-0517	14	.56	2517 16MM	7858-3316	16	3.42
1210 16MM	7858-0516	16	.54	2517 18MM	7858-3318	18	3.36
1210 18MM	7858-0518	18	.53	2517 20MM	7858-3300	20	3.25
1210 19MM	7858-0519	19	.51	2517 22MM	7858-3322	22	3.30
1210 20MM	7858-0520	20	.50	2517 24MM	7858-3301	24	3.21
1210 24MM	7858-0524	24	.45	2517 25MM	7858-3325	25	3.20
1210 25MM	7858-0525	25	.45	2517 28MM	7858-3328	28	3.12
1210 28MM	7858-0528	28	.40	2517 30MM	7858-3330	30	3.05
1210 30MM	7858-0530	30	.45	2517 32MM	7858-3332	32	3.00
1310 24MM	7848-4424	24	.54	2517 35MM	7858-3335	35	2.90
1310 25MM	7848-4425	25	.52	2517 38MM	7858-3338	38	2.80
1310 28MM	7848-4428	28	.48	2517 40MM	7858-3340	40	2.70
1310 30MM	7848-4430	30	.44	2517 42MM	7858-3342	42	2.60
1310 32MM	7848-4432	32	.40	2517 45MM	7858-3345	45	2.46
1310 35MM	7848-4435	35	.34	2517 48MM	7858-3348	48	2.32
1610 19MM	7858-1619	19	.80	2517 50MM	7858-3350	50	2.25
1610 20MM	7858-1620	20	.80	2517 55MM	7858-3355	55	1.95
1610 22MM	7858-1622	22	.75	2517 60MM	7858-3360	60	1.60
1610 24MM	7858-1624	24	.75	3020 24MM	7859-6524	24	6.11
1610 25MM	7858-1625	25	.70	3020 25MM	7859-6525	25	6.11
1610 28MM	7858-1628	28	.67	3020 28MM	7859-6528	28	5.98
1610 30MM	7858-1630	30	.65	3020 40MM	7859-6540	40	5.54
1610 32MM	7858-1632	32	.55	3020 45MM	7859-6545	45	5.25
1610 35MM	7858-1635	35	.55	3020 48MM	7859-6548	48	5.05
1610 38MM	7858-1638	38	.45	3020 50MM	7859-6550	50	5.00
1610 40MM	7858-1640	40	.45	3020 55MM	7859-6555	55	4.60
2012 14MM	7858-2517	14	1.62	3020 60MM	7859-6560	60	4.35
2012 16MM	7858-2516	16	1.60	3020 65MM	7859-6565	65	3.95
2012 18MM	7858-2518	18	1.57				

BUSHINGS

¹² Shallow keyway.

Stainless Steel Taper-Lock® Bushings - Metric Sizes

Markets/Applications

Stainless steel bushings are ideal for the food and beverage market or where non-corrosive sprockets are needed to prevent rust.

Features/Advantages

- Bushings are made to precise tolerances.
- Popular bore sizes are available.
- Stainless steel bushings are corrosion resistant, preventing rust build up and increasing product life.

Notes

SS is used to signify Stainless Steel (type 302-304).

Details shown which do not affect drive function or overall weight may be changed without notification.



Product No. Series 7869

Part No.	Product No.	Bore (mm)	Key Way Size (mm)	Weight (Lbs.)	Part No.	Product No.	Bore (mm)	Key Way Size (mm)	Weight (Lbs.)
SS 1008 20MM	7869-0801	20	Kwy Width: 6mm / hub keyseat: 2.8mm	.20	SS 1610 28MM	7869-0604	28	8 X 3.3	.67
SS 1008 24MM	7869-0802	24	Kwy Width: 8mm / hub keyseat: 3.3mm	.16	SS 1610 30MM	7869-0605	30	8 X 3.3	.64
SS 1108 16MM	7869-0401	16	5 X 2.3	.30	SS 1610 32MM	7869-0606	32	10 X 3.3	.60
SS 1108 19MM	7869-0402	19	6 X 2.8	.27	SS 1610 35MM	7869-0607	35	10 X 3.3	.54
SS 1108 20MM	7869-0403	20	6 X 2.8	.26	SS 1610 38MM	7869-0608	38	10 X 3.3	.47
SS 1108 22MM	7869-0404	22	6 X 2.8	.24	SS 2012 20MM	7869-0701	20	6 X 2.8	1.54
SS 1108 24MM	7869-0405	24	8 X 3.3	.21	SS 2012 22MM	7869-0702	22	6 X 2.8	1.51
SS 1108 25MM	7869-0406	25	8 X 3.3	.19	SS 2012 24MM	7869-0703	24	8 X 3.3	1.47
SS 1210 16MM	7869-0501	16	5 X 2.3	.54	SS 2012 25MM	7869-0704	25	8 X 3.3	1.45
SS 1210 20MM	7869-0502	20	6 X 2.8	.50	SS 2012 28MM	7869-0705	28	8 X 3.3	1.35
SS 1210 24MM	7869-0503	24	8 X 3.3	.45	SS 2012 30MM	7869-0706	30	8 X 3.3	1.35
SS 1210 25MM	7869-0504	25	8 X 3.3	.43	SS 2012 32MM	7869-0707	32	10 X 3.3	1.30
SS 1210 28MM	7869-0505	28	8 X 3.3	.39	SS 2012 35MM	7869-0708	35	10 X 3.3	1.23
SS 1210 30MM	7869-0506	30	8 X 3.3	.35	SS 2012 38MM	7869-0709	38	10 X 3.3	1.16
SS 1610 20MM	7869-0601	20	6 X 2.8	.78	SS 2012 40MM	7869-0710	40	12 X 3.3	1.07
SS 1610 24MM	7869-0602	24	8 X 3.3	.73	SS 2012 42MM	7869-0711	42	12 X 3.3	1.03
SS 1610 25MM	7869-0603	25	8 X 3.3	.71	SS 2012 45MM	7869-0712	45	14 X 3.8	.94

Taper-Lock® Bushings - Reborable

Markets/Applications

For use with all Taper-Lock style sheaves, sprockets and pulleys.

Features/Advantages

- Bushings are made to precise tolerances.

Notes

Available in minimum plain bore (MPB).

Contact Customer Service for ordering instructions.

NKS and NK mean No Keyseat.

Reborable bushings are stocked without sawsplit to facilitate re-machining. Sawsplit must be made in bushing to allow it to compress for proper gripping of the shaft.

Details shown which do not affect drive function or overall weight may be changed without notification.



Product No. Series 7847

Sintered Steel Reborable Bushing

Part No.	Product No.	Bore (in)	Weight (Lbs.)
1108.1/2NKS	7847-2101	1/2	.35
1210.1/2NKS	7847-2102	1/2	.60
1215.1/2NKS	7847-2103	1/2	.85
1610.1/2NKS	7847-2105	1/2	.88
2012.1/2NKS	7847-2107	1/2	1.65
2517.1/2NKS	7847-2108	1/2	3.50
3020.1.11/16NKS	7847-2110	1 11/16	5.48
3020.7/8NKS	7847-2109	7/8	6.15

Stainless Steel Reborable Bushing

Part No.	Product No.	Bore (in)	Weight (Lbs.)
1108.1/2SS-NK	7847-6101	1/2	.40
1210.1/2SS-NK	7847-6102	1/2	.68
1610.1/2SS-NK	7847-6105	1/2	1.01
2012.1/2SS-NK	7847-6107	1/2	2.00
2517.5/8SS-NK	7847-6108	5/8	3.97
3020.7/8SS-NK	7847-6109	7/8	7.22

Cast Iron Reborable Bushing

Part No.	Product No.	Bore (in)	Weight (Lbs.)
3525.1.3/16NKS	7847-3112	1 3/16	14.50
3535.13/16NKS	7847-3101	13/16	14.97
4030.1.7/16NKS	7847-3113	1 7/16	28.40
4040.1.7/16NKS	7847-3102	1 7/16	22.89
4535.1.15/16NKS	7847-3110	1 15/16	30.30
4545.1.15/16NKS	7847-3103	1 15/16	30.22
5040.2.7/16NKS	7847-3111	2 7/16	33.00
6050.3.7/16NKS	7847-3105	3 7/16	71.92
7060.3.15/16NKS	7847-3106	3 15/16	96.00

Steel Reborable Bushing

Part No.	Product No.	Bore (in)	Weight (Lbs.)
1108.1/2STL-NK	7847-4101	1/2	.38
1610.1/2STL-NK	7847-4105	1/2	1.01
1615.1/2STL-NK	7847-4106	1/2	1.46
2012.1/2STL-NK	7847-4107	1/2	1.93
2517.1.STL-NK	7847-4108	1	3.80
3020.1.7/16STL-NK	7847-4110	1 7/16	6.60

Ductile Iron Reborable Bushing

Part No.	Product No.	Bore (in)	Weight (Lbs.)
3525.1.3/16DUC-NK	7847-5112	1 3/16	14.50
4030.1.15/16DUC-NK	7847-5113	1 15/16	28.40
4040.1.15/16DUC-NK	7847-5101	1 15/16	20.69
4535.2.7/16DUC-NK	7847-5110	2 7/16	28.40
4545.2.7/16DUC-NK	7847-5102	2 7/16	27.88
5040.2.15/16DUC-NK	7847-5111	2 15/16	29.45
6050.3.7/16DUC-NK	7847-5104	3 7/16	64.20

BUSHINGS

QT-Type Bushings

Markets/Applications

Use with cast iron light-duty (FHP) taper bushed sheaves and PowerGrip® HTD® Sprockets.

Features/Advantages

- Available in popular bore sizes.
- Bushings are made to precise tolerances.

Notes

English stock bore sizes greater than 1 1/4" are furnished with special keys to fit standard depth keyseats. Metric stock bore sizes greater than 30mm are furnished with special keys to fit standard depth keyseats.

Details shown which do not affect drive function or overall weight may be changed without notification.

Product No. Series 7817

Part No.	Product No.	Bore (in)	Keyseat	Weight (Lbs.)
QT .1/2	7817-0003	1/2	1/8 X 1/16	.60
QT .9/16	7817-0004	9/16	1/8 X 1/16	.60
QT .5/8	7817-0005	5/8	3/16 X 3/32	.60
QT .11/16	7817-0006	11/16	3/16 X 3/32	.60
QT .3/4	7817-0007	3/4	3/16 X 3/32	.60
QT .13/16	7817-0008	13/16	3/16 X 3/32	.60
QT .7/8	7817-0009	7/8	3/16 X 3/32	.60
QT .15/16	7817-0010	15/16	1/4 X 1/8	.60
QT 1.	7817-0011	1	1/4 X 1/8	.60
QT 1.1/16	7817-0012	1 1/16	1/4 X 1/8	.60
QT 1.1/8	7817-0013	1 1/8	1/4 X 1/8	.60
QT 1.3/16	7817-0014	1 3/16	1/4 X 1/8	.60
QT 1.1/4	7817-0015	1 1/4	1/4 X 1/8	.60
QT 1.5/16	7817-0016	1 5/16	5/16 X 1/16	.60
QT 1.3/8	7817-0017	1 3/8	5/16 X 1/16	.60
QT 1.7/16	7817-0018	1 7/16	3/8 X 1/16	.60
QT 1.1/2	7817-0019	1 1/2	3/8 X 1/16	.60
QT 14MM	7817-1014	14MM	—	.60
QT 19MM	7817-1019	19MM	—	.60
QT 24MM	7817-1032	24MM	—	.60
QT 25MM	7817-1033	25MM	—	.60
QT 28MM	7817-1035	28MM	—	.60
QT 30MM	7817-1036	30MM	—	.60
QT 32MM	7817-1037	32MM	—	.60

Flat Idler Pulley

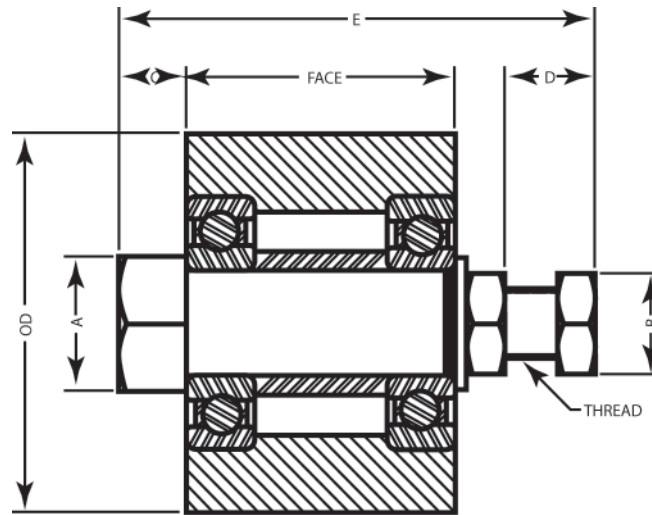
Idlers are used to take-up extra belt length and provide adjustment for tensioning belt drives. Idler pulleys and sprockets can alter belt paths and clear obstructions.

Markets/Applications

Recommended for drives with limited take-up or no center distance adjustment. Idlers may remain in a fixed location or may be adjustable to allow belt pre-tension take-up.

Features/Advantages

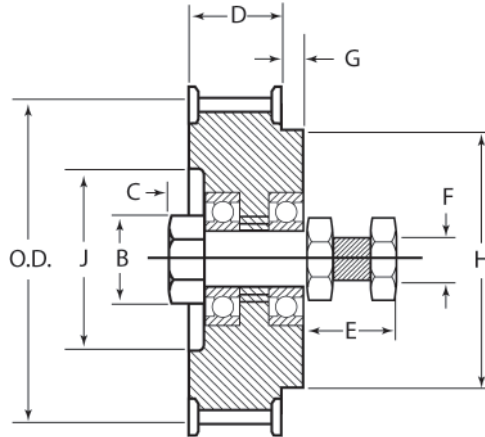
- Idler sprockets, flat idlers and idler bushings contain sealed ball bearings and an integral shaft for mounting to adjustable idler brackets.
- Lubrication and maintenance are not required.
- Idler assembly may consist of: idler sprocket and bracket, flat idler and bracket, standard sheave or sprocket used with an idler bearing and idler bracket.



Flat Idler Pulley

Part No.	Product No.	Use With Synchronous Belt		Use With V-Belt	Outside Dia. (in)	Face Width (in)	A (in)	B (in)	C (in)	D (in)	E (in)	Thread Size	Bearing No.	Weight (Lbs.)
		Pitch	Width											
4.25X1.25-IDL-FLAT	7723-4125	8mm, L, H	Up to 21mm (0.85")	1-2 Strand 3V/3VX, 1 Strand A/AX	4.25	1.25	1.13	1.13	.64	1.30	3.75	3/4-16	6304	5.20
4.25X2.00-IDL-FLAT	7723-4200	8mm, L, H	Up to 38mm (1.5")	3-4 Strand 3V/3VX, 2 Strand A/AX	4.25	2.00	1.50	1.13	.63	1.32	4.50	3/4-16	6306	7.50
4.25X3.00-IDL-FLAT	7723-4300	8mm, L, H	Up to 62mm (2.4")	5-6 Strand 3V/3VX, 3 Strand A/AX	4.25	3.00	1.50	1.13	.75	1.32	5.63	3/4-16	6306	10.60
4.25X4.00-IDL-FLAT	7723-4400	8mm, L, H	Up to 85mm (3.3")	8 Strand 3V/3VX, 4 Strand A/AX	4.25	4.00	1.50	1.13	.75	1.32	6.63	3/4-16	6306	13.60
6.50X1.75-IDL-FLAT	7723-6175	14mm	Up to 20mm	1 Strand B/BX	6.50	1.75	2.00	1.50	1.04	1.96	5.69	1-14	6308	17.10
6.50X2.75-IDL-FLAT	7723-6275	14mm	Up to 55mm	2-3 Strand B/BX	6.50	2.75	2.00	1.50	.13	2.10	5.69	1-14	6308	23.00
6.50X4.25-IDL-FLAT	7723-6425	14mm	Up to 90mm	4-5 Strand B/BX	6.50	4.25	2.38	1.50	.13	1.98	7.06	1-14	6308	33.00
6.50X5.75-IDL-FLAT	7723-6575	14mm	Up to 125mm	6 Strand B/BX	6.50	5.75	2.38	1.50	.99	1.98	9.31	1-14	6308	45.00
6.50X7.50-IDL-FLAT	7723-6750	14mm	Up to 170mm	8 Strand B/BX	6.50	7.50	2.38	1.50	1.00	1.98	11.19	1-14	6308	57.01

Idler Sprockets



Poly Chain® GT® Carbon™ Idler Sprocket

Part No.	Product No.	Use With	Belt Width (in)	Number of Teeth	Pitch Diameter (in)	B (in)	C (in)	D (in)	E (in)	F Threads (in)	G (in)	H (in)	J (in)	Bearing No.	Weight (Lbs.)
12-IDL-SPRK	7720-1500	8mm Pitch	12	32	3.208	1.25	.50	.85	1.56	3/4 - 16	.94	2.75	—	6304	3.80
20-IDL-SPRK	7720-1600	14mm Pitch	20	30	5.263	2.55	1.00	1.36	2.25	1 - 14	1.00	4.38	—	6308	12.55
21-IDL-SPRK	7720-1510	8mm Pitch	21	32	3.208	1.25	.50	1.24	1.56	3/4 - 16	.56	2.75	—	6304	3.88
36-IDL-SPRK	7720-1520	8mm Pitch	36	36	3.609	1.91	.75	1.86	1.63	3/4 - 16	—	—	—	6306	5.14
37-IDL-SPRK	7720-1610	14mm Pitch	37	30	5.236	2.55	1.00	2.06	2.25	1 - 14	.25	4.38	—	6308	13.46
62-IDL-SPRK	7720-1530	8mm Pitch	62	36	3.609	1.91	.75	2.91	1.63	3/4 - 16	.69	3.13	—	6306	9.69
68-IDL-SPRK	7720-1620	14mm Pitch	68	34	5.965	3.38	.56	3.33	2.25	1 - 14	1.00	4.88	4.34	6310	26.03
90-IDL-SPRK	7720-1640	14mm Pitch	90	34	5.965	3.38	.31	4.20	2.25	1 - 14	1.00	4.88	4.34	6310	32.18
125-IDL-SPRK	7720-1630	14mm Pitch	125	34	5.965	3.38	.19	5.63	2.25	1 - 14	1.09	4.88	4.34	6310	36.45

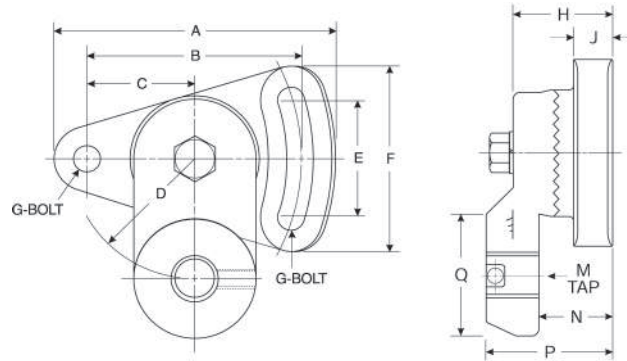
Nickel Plated Poly Chain® GT® Carbon™ Idler Sprocket

Part No.	Product No.	Use With	Belt Width (mm)	Number of Teeth	Pitch Diameter (in)	B (in)	C (in)	D (in)	E (in)	F Threads (in)	G (in)	H (in)	Weight (Lbs.)
NP-12-IDL-SPRK	7720-1501	8mm Pitch Poly Chain GT Carbon	12	32	3.208	1.25	.50	.85	1.56	3/4 - 16	.94	2.75	3.80
NP-21-IDL-SPRK	7720-1511	8mm Pitch Poly Chain GT Carbon	21	32	3.208	1.25	.50	1.24	1.56	3/4 - 16	.56	2.75	3.88

PowerGrip® GT®2 Idler Sprocket

Part No.	Product No.	Use With	Belt Width (in)	Number of Teeth	Pitch Diameter (in)	B (in)	C (in)	D (in)	E (in)	F Threads (in)	G (in)	H (in)	J (in)	Bearing No.	Weight (Lbs.)
20-SPK2-IDL	7720-1740	8mm Pitch	20	32	3.208	1.25	.50	1.24	1.56	3/4 - 16	.56	2.75	—	6304	1.10
30-SPK2-IDL	7720-1750	8mm Pitch	30	36	3.609	1.91	.75	1.86	1.63	3/4 - 16	—	—	—	6306	2.00
40-SPK2-IDL	7720-1850	14mm Pitch	40	30	5.263	2.55	1.00	2.06	2.25	1 - 14	.25	4.38	—	6308	12.00
55-SPK2-IDL	7720-1860	14mm Pitch	55	34	5.965	3.38	.56	3.33	2.25	1 - 14	1.00	4.88	4.34	6310	15.60

Idler Brackets



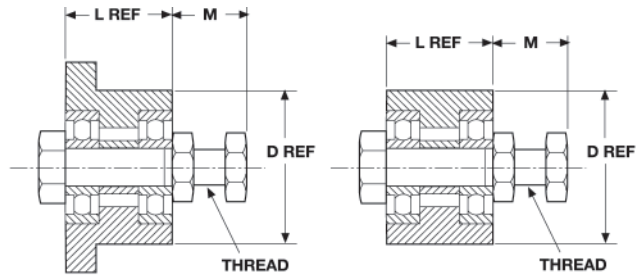
Idler Brackets

Part No.	Product No.	Use With	A (in)	B (in)	C (in)	D (in)	E (in)	F (in)	G (in)	H (in)	J (in)	M Threads (in)	N (in)	P (in)	Q (in)	Weight (Lbs.)
5-IDL-BRAK	7720-1005	1610-IDL-BUSH	4.62	3.50	1.75	2.00	2.06	3.06	.38	1.63	.62	5/8 - 18	1.16	1.77	1.94	2.80
10-IDL-BRAK	7720-1010	8mm Pitch Idler Sprockets, 4.25" OD Flat Idler Pulleys, 2012-IDL-BUSH, 2517-IDL-BUSH, 20-IDL-BUSH (SK)	4.63	3.50	1.75	2.00	2.06	3.06	.38	1.50	.63	3/4 - 16	1.00	1.88	1.75	3.40
20-IDL-BRAK	7720-1020	14mm Pitch Idler Sprockets, 6.50" OD Flat Idler Pulleys, 30-IDL-BUSH (SF), 40-IDL-BUSH (E)	6.94	5.25	2.63	5.00	3.00	4.56	.63	2.38	1.00	1 - 14	1.63	2.94	2.75	11.20

Nickel Plated Idler Brackets

Part No.	Product No.	Use With	A (in)	B (in)	C (in)	D (in)	E (in)	F (in)	G (in)	H (in)	J (in)	M Threads (in)	N (in)	P (in)	Q (in)	Weight (Lbs.)
NP-10-IDLR-BRACKET	7720-1011	8mm Pitch Idler Sprockets, 2012-IDL-BUSH, 2517-IDL-BUSH, 20-IDL-BUSH (SK)	4.63	3.50	1.75	2.00	2.06	3.06	.38	1.50	.56	3/4 - 16	1.00	1.88	1.75	3.40
NP-20-IDLR-BRACKET	7720-1021	14mm Pitch Idler Sprockets, 30-IDL-BUSH (SF), 40-IDL-BUSH (E)	6.94	5.25	2.63	5.00	3.00	4.56	.63	2.38	1.00	1 - 14	1.63	2.94	2.75	11.20

Idler Bushings



Idler Bushings

Part No.	Product No.	Style	Size	D (in)	L (in)	M (in)	Thread Size	Bearing No.	Weight (Lbs.)
20-IDLR-BUSH(SK)	7720-1120	QD	SK	2.81	1.94	1.44	3/4-16	6003	11.00
30-IDLR-BUSH(SF)	7720-1130	QD	SF	3.13	2.08	2.13	1-14	6204	8.60
40-IDLR-BUSH(E)	7720-1140	QD	E	3.83	2.75	2.19	1-14	6304	8.62
1610-IDLR-BUSH	7720-2610	TL	1610	2.25	1.00	1.38	5/8-18	6304	1.30
2012-IDLR-BUSH	7720-2012	TL	2012	2.75	1.25	1.56	3/4-16	6206	2.30
2517-IDLR-BUSH	7720-2517	TL	2517	3.38	1.75	1.56	3/4-16	6306	3.90

Footnotes

GENERAL

- HT100®, Taper-Lock® and Ringfeder® are registered trademarks of Reliance Electric.
- Nu-T-Link® is a registered trademark of Fenner Manheim.
- QD® is a registered trademark of Emerson Electric.
- RPP® and Panther® are registered trademarks of Carlisle Power Transmission Products, Inc.
- KEVLAR® is a registered trademark of E.I. du Pont de Nemours and Company.
- Goodyear®, BlackHawk PdTM, Poly-V® and Flexten® are registered trademarks of Goodyear Tire & Rubber Company.
- Browning® is a registered trademark of Emerson Power Transmission Manufacturing L.P.
- Dayco® is a registered trademark of Dayco Products LLC.
- TB Wood's® and QT Power Chain® are registered trademarks of T.B. Wood's, Inc.
- Trantorque® is a registered trademark of BTL, a subsidiary of Fenner PLC

Gates warrants that its power transmission products will be free from defects in materials and workmanship for the life of the product. If the product does not meet this standard, Gates will repair or replace the product free of charge!

Please note that this warranty is customer's exclusive remedy and does not apply in the event of misuse or abuse of the product. Gates disclaims all other warranties (express or implied) including the implied warranties of fitness for a particular purpose and merchantability.

For further details of the Gates Warranty, please see www.gates.com/warranty.

Decimal and Millimeter Equivalents of Fractions

Inches		Millimeters
Fractions	Decimals	
1/64	.015625	.397
1/32	.03125	.794
3/64	.046875	1.191
1/16	.0625	1.588
5/64	.078125	1.984
3/32	.09375	2.381
7/64	.109375	2.778
1/8	.125	3.175
9/64	.140625	3.572
5/32	.15625	3.969
11/64	.171875	4.366
3/16	.1875	4.763
13/64	.203125	5.159
7/32	.21875	5.556
15/64	.234375	5.953
1/4	.250	6.350
17/64	.265625	6.747
9/32	.28125	7.144
19/64	.296875	7.541
5/16	.3125	7.938
21/64	.328125	8.334
11/32	.34375	8.731
23/64	.359375	9.128
3/8	.375	9.525
25/64	.390625	9.922
13/32	.40625	10.319
27/64	.421875	10.716
7/16	.4375	11.113
29/64	.453125	11.509
15/32	.46875	11.906
31/64	.484375	12.303
1/2	.500	12.700

Inches		Millimeters
Fractions	Decimals	
33/64	.515625	13.097
17/32	.53125	13.494
35/64	.546875	13.891
9/16	.5625	14.288
37/64	.578125	14.684
19/32	.59375	15.081
39/64	.609375	15.478
5/8	.625	15.875
41/64	.640625	16.272
21/32	.65625	16.669
43/64	.671875	17.066
11/16	.6875	17.463
45/64	.703125	17.859
23/32	.71875	18.256
47/64	.734375	18.653
3/4	.750	19.050
49/64	.765625	19.447
25/32	.78125	19.844
51/64	.796875	20.241
13/16	.8125	20.638
53/64	.828125	21.034
27/32	.84375	21.431
55/64	.859375	21.828
7/8	.875	22.225
57/64	.890625	22.622
29/32	.90625	23.019
59/64	.921875	23.416
15/16	.9375	23.813
61/64	.953125	24.209
31/32	.96875	24.606
63/64	.984375	25.003
1	1.000	25.400

Weights and Measures

Length Conversion Constants

Metric to U.S.

Millimeters X .039370 = inches
 Meters X 39.370 = inches
 Meters X 3.2808 = feet
 Meters X 1.09361 = yards
 Kilometers X 3280.8 = feet
 Kilometers X .62137 = Statute Miles
 Kilometers X .53959 = Nautical Miles

U.S. to Metric

Inches X 25.400 = millimeters
 Inches X .0254 = meters
 Feet X .30480 = meters
 Yards X .91440 = meters
 Feet X .0003048 = kilometers
 Statute Miles X 1.60935 = kilometers
 Nautical Miles X 1.85325 = kilometers

Weight Conversion Constants

Metric to U.S.

Grams X 981 = dynes
 Grams X 15.432 = grains
 Grams X .03527 = ounces (Avd.)
 Grams X .033818 = fluid ounces (Water)
 Kilograms X 35.27 = ounces (Avd.)
 Kilograms X 2.20462 = pounds (Avd.)
 Metric Tons (1000 Kg) X 1.10231 = Net Ton
 (2000 lbs.)
 Metric Tons (1000 Kg) X .98421 = Gross Ton
 (2240 lbs.)

U.S. to Metric

Dynes X .0010193 = grams
 Grains X .0648 = grams
 Ounces (Avd.) X 28.35 = grams
 Fluid Ounces (Water) X 29.57 = grams
 Ounces (Avd.) X .02835 = kilograms
 Pounds (Avd.) X .45359 = kilograms
 Net Ton X (2000 lbs.) .90719 = Metric Tons
 (1000 Kg.)
 Gross Ton (2240 lbs.) X 1.01605 = Metric Tons
 (1000 Kg.)

Area Conversion Constants

Metric to U.S.

Square Millimeters X .00155 = square inches
 Square Centimeters X .155 = square inches
 Square Meters X 10.76387 = square feet
 Square Meters X 1.19599 = square yards
 Hectares X 2.47104 = acres
 Square Kilometers X 247.104 = acres
 Square Kilometers X .3861 = square miles

U.S. to Metric

Square Inches X 645.163 = square millimeters
 Square Inches X 6.45163 = square centimeters
 Square Feet X .0929 = square meters
 Square Yards X .83613 = square meters
 Acres X .40469 = hectares
 Acres X .0040469 = square kilometers
 Square Miles X 2.5899 = square kilometers



POWERING PROGRESS™

GATES CORPORATION
800.777.6363
Gates.com

For Power Transmission drive design assistance,
contact Gates Product Application at **303-744-5080**
or ptpsupport@gates.com.

©2014 Gates Corporation
19993 2/2015